

# SOUTHERN CONFERENCE BASEBALL




TWO THOUSAND TWELVE MEDIA GUIDE



# HOME OF THE 2012 SOCON BASEBALL CHAMPIONSHIP

## GREENVILLE, S.C.



### MAY 23-27, FLUOR FIELD AT THE WEST END TOURNAMENT SCHEDULE

#### FIRST ROUND - MAY 23

- Game 1: #2 Seed vs. #7 Seed - 10:00 a.m.
- Game 2: #3 Seed vs. #6 Seed - 1:00 p.m.
- Game 3: #1 Seed vs. #8 Seed - 5:00 p.m.
- Game 4: #4 Seed vs. #5 Seed - 8:00 p.m.

#### DAY 2 - MAY 24

- Game 5: Loser Game 1 vs. Loser Game 2 - 10:00 a.m.
- Game 6: Loser Game 3 vs. Loser Game 4 - 1:00 p.m.
- Game 7: Winner Game 1 vs. Winner Game 2 - 5:00 p.m. or 8:00 p.m.
- Game 8: Winner Game 3 vs. Winner Game 4 - 5:00 p.m. or 8:00 p.m.

#### DAY 3 - MAY 25

- Game 9: Loser Game 7 vs. Winner Game 5 - 3:00 p.m.
- Game 10: Loser Game 8 vs. Winner Game 6 - 7:00 p.m.

#### SEMIFINALS - MAY 26

- Game 11: Winner Game 7 vs. Winner Game 9 - 10:00 a.m.
- Game 12: Winner Game 8 vs. Winner Game 10 - 1:00 p.m.
- Game 13: Loser Game 11 vs. Winner Game 11 - 5:00 p.m.
- Game 14: Loser Game 12 vs. Winner Game 12 - 8:00 p.m.

#### CHAMPIONSHIP GAME - MAY 27 - LIVE ON ESPN3

- Winner Game 11 or 13 vs. Winner Game 12 or 14 - 2:00 p.m.



## 2012 Southern Conference Baseball Media Guide

**On the Inside****2011 Year-In-Review**

Individual Stats .....	43-44
Team Stats .....	40-42
Year-in-Review .....	38-39

**2012 Composite Schedule** ..... 2-4**2012 Southern Conference Tournament** ..... 5**All-Time Honors and Awards**

All-Conference Teams .....	57-61
National Awards .....	64-65
Players of the Month .....	56
Players of the Week .....	53-55
SoCon in the Postseason .....	51-52
Yearly Baseball Awards .....	63

**All-Time Records**

Individual Batting Records .....	66-69
Individual Pitching Records .....	70-73
Team Records .....	73-76
Yearly Statistical Leaders .....	79-86

**Appalachian State** ..... 16-17**College of Charleston** ..... 18-19**Citadel, The** ..... 20-21**Davidson** ..... 22-23**Elon** ..... 24-25**Furman** ..... 26-27**Georgia Southern** ..... 28-29**UNCG** ..... 30-31**Samford** ..... 32-33**Southern Conference**

Commissioner John Iamarino .....	12
Hall of Fame .....	11
History .....	6-10
Staff .....	13
Media Relations .....	14

**Southern Conference Tournament History**

2011 Results .....	38
2012 Information .....	5
SoCon Tournament Results .....	48-50
SoCon All-Tournament Teams .....	62
SoCon Tournament Records .....	76-77

**Western Carolina** ..... 34-35**Wofford** ..... 36-37**Yearly Standings** ..... 45-47**The Southern Conference**

702 N. Pine Street  
Spartanburg, S.C. 29303

Phone: ..... (864) 591-5100  
Fax: ..... (864) 591-3448  
Website: ..... www.SoConSports.com

**Conference Staff**

**John Iamarino** ..... Commissioner  
**Geoff Cabe** ..... Senior Associate Commissioner  
**Sue Arakas** ..... Associate Commissioner  
**Doug King** ..... Associate Commissioner for Compliance  
**Jason Yaman** ..... Assistant Commissioner for Media Relations  
**Brandon Neff** ..... Assistant Commissioner for Championships  
**Jonathan Caskey** ..... Associate Director of Media Relations  
**Jamie Severns** ..... Director of Multimedia Services  
**Laura Hayes** ..... Assistant to the Commissioner  
**Kristen Litchfield** ..... Media Relations Assistant  
**Patrick Hatcher** ..... Championships/Operations Assistant  
**Grant Finley** ..... Multimedia Services Assistant  
**Tony Thompson** ..... Coordinator of Officials

**Southern Conference Officers**

President: Dr. Gibbs Knotts, Western Carolina University  
Vice-President: Dr. Terry Ackerman, University of North Carolina Greensboro

**Executive Committee**

Charlie Cobb, Appalachian State University  
Dr. Alan Hauser, Appalachian State University  
Dr. Vince Benigni, College of Charleston  
Dr. Chip Taylor, The Citadel  
Ms. Kelly Simpson, The Citadel  
Ms. Katy McNay, Davidson College  
Dr. Fred Smith, Davidson College  
Dr. Eric Hall, Elon University  
Dr. William Pierce, Furman University  
Dr. Chris Geyerman, Georgia Southern University  
Dr. Terry Ackerman, University of North Carolina Greensboro  
Dr. Chris Metress, Samford University  
Dr. Michael Jones, University of Tennessee at Chattanooga  
Dr. Gibbs Knotts, III, Western Carolina University  
Dr. Jameica Hill, Wofford College

**On the Cover:**

Clockwise from top left: Christian Powell (College of Charleston), Bobby Lyne (Furman), Mac Doyle (Wofford), Saxon Butler (Samford), Niko Fraser (Elon), Ross Heffley (Western Carolina), Trevor Edwards (UNCG), Victor Roache (Georgia Southern), Drew Gadaire (Davidson), Nick Orvin (The Citadel) and Ryan Arrowood (Appalachian State).

**Credits**

**Editor:** Jonathan Caskey

**Design:** Jonathan Caskey, Jamie Severns

**Cover:** Jamie Severns

**Editorial Assistance:** Jason Yaman, Calhoun Hipp and SoCon baseball SIDs.

**Online Services:** MultiAd, 1720 Detweiler Drive, Peoria, Illinois 61615



### February 17 (Friday)

Akron at Elon	2 p.m.
Delaware State at UNCG	4 p.m.
Fordham at Western Carolina	4 p.m.
Kentucky at Wofford	4 p.m.
Miami (Ohio) at Furman	4 p.m.
Towson at The Citadel	4 p.m.
Appalachian State vs. George Mason (Elon, N.C.)	5 p.m.
Niagara at Davidson	6 p.m.
UT Martin at Georgia Southern	6 p.m.
Radford at Samford	7 p.m.
College of Charleston at South Alabama	7:30 p.m.

### February 18 (Saturday)

George Mason at Elon	11 a.m.
Richmond at The Citadel	11 a.m.
Miami (Ohio) at Furman	12 p.m.
Delaware State at UNCG	1 p.m.
UT Martin at Georgia Southern	1:30 p.m.
Akron at Elon	2 p.m.
Dayton at Wofford	2 p.m.
Fordham at Western Carolina	2 p.m.
College of Charleston at South Alabama	3 p.m.
Radford at Samford	3 p.m.
La Salle at Davidson	3:30 p.m.
Appalachian State vs. Akron (Elon, N.C.)	5 p.m.

### February 19 (Sunday)

Appalachian State vs. Akron (Elon, N.C.)	12 p.m.
Ball State at Wofford	1 p.m.
Delaware State at UNCG	1 p.m.
Fordham at Western Carolina	1 p.m.
Miami (Ohio) at Furman	1 p.m.
Bucknell at Davidson	1:30 p.m.
UT Martin at Georgia Southern	1:30 p.m.
College of Charleston at South Alabama	2 p.m.
Liberty at The Citadel	2 p.m.
Radford at Samford	2 p.m.
George Mason at Elon	3 p.m.

### February 21 (Tuesday)

Elon at North Carolina A&T	3 p.m.
UNC Asheville at UNCG	4 p.m.
Presbyterian at Furman	4 p.m.
Western Carolina at Winthrop	4 p.m.
Alabama A&M at Samford	7 p.m.

### February 22 (Wednesday)

Furman at USC Upstate	4 p.m.
Samford at Jacksonville State	4 p.m.
Wofford at Gardner-Webb	4 p.m.
Georgia Tech at Georgia Southern	6 p.m.

### February 23 (Thursday)

Delaware at The Citadel	6 p.m.
-------------------------	--------

### February 24 (Friday)

Western Carolina vs. Maryland (Keith LeClair Classic; Greenville, N.C.)	2 p.m.
Elon at South Carolina	3 p.m.
Penn State at UNCG	4 p.m.
Pittsburgh at Wofford	4 p.m.
Lehigh at Davidson	5 p.m.
Rhode Island at College of Charleston	5 p.m.
Delaware at The Citadel	6 p.m.
Radford at Georgia Southern	6 p.m.
Samford at South Alabama	7:30 p.m.
Appalachian State at LSU	8 p.m.
Michigan State at Furman (Fluor Field)	5 p.m.

### February 25 (Saturday)

Miami (Ohio) at Furman (Fluor Field)	12 p.m.
Penn State at UNCG	1 p.m.
Elon at South Carolina	1:30 p.m.
Delaware at The Citadel	2 p.m.
Pittsburgh at Wofford	2 p.m.
Western Carolina at East Carolina (Keith LeClair Classic; Greenville, N.C.)	2 p.m.
Radford at Georgia Southern	2:30 p.m.
Appalachian State at LSU	3 p.m.
Samford at South Alabama	3 p.m.
Lehigh at Davidson	3:30 p.m.
Michigan State at Furman (Fluor Field)	4 p.m.
Connecticut at College of Charleston	5 p.m.

### February 26 (Sunday)

Western Carolina vs. Purdue (Keith LeClair Classic; Greenville, N.C.)	10 a.m.
Appalachian State at LSU	12 p.m.
Delaware at The Citadel	1 p.m.
Farleigh Dickinson at Davidson	1 p.m.
Penn State at UNCG	1 p.m.
Pittsburgh at Wofford	1 p.m.
Elon at South Carolina	1:30 p.m.
Radford at Georgia Southern	1:30 p.m.
Samford at South Alabama	2 p.m.
Xavier at College of Charleston	3 p.m.

### February 28 (Tuesday)

Appalachian State at North Carolina A&T	3 p.m.
College of Charleston at Jacksonville	4 p.m.
Mercer at Georgia Southern	6 p.m.
Samford at Troy	7 p.m.

### February 29 (Wednesday)

Wofford at Presbyterian	2 p.m.
Elon at High Point	4 p.m.
Furman at Gardner-Webb	4 p.m.
Western Carolina at Georgia	5 p.m.

### March 1 (Thursday)

Columbia at The Citadel	5 p.m.
Georgia Southern at North Florida	6 p.m.

### March 2 (Friday)

Rider at Appalachian State	3 p.m.
Albany at Wofford	4 p.m.
Iona at Western Carolina	4 p.m.
Radford at UNCG	4 p.m.
Toledo at Furman	4 p.m.
*Elon at College of Charleston	6 p.m.
Georgia Southern at North Florida	6 p.m.
Ohio at Davidson	6 p.m.

### March 3 (Saturday)

Columbia at The Citadel (DH)	12 p.m.
Radford at UNCG	1 p.m.
Toledo at Furman	1 p.m.
Air Force at Wofford (DH)	2 p.m.
Iona at Western Carolina	2 p.m.
Rider at Appalachian State	2 p.m.
*Elon at College of Charleston	3 p.m.
Penn State at Samford	3 p.m.
Ohio at Davidson	4 p.m.
North Florida at Georgia Southern	6 p.m.

### March 4 (Sunday)

Columbia at The Citadel	1 p.m.
*Elon at College of Charleston	1 p.m.
Iona at Western Carolina	1 p.m.
Radford at UNCG	1 p.m.
Rider at Appalachian State	1 p.m.
Toledo at Furman	1 p.m.
Valparaiso at Wofford	1 p.m.
North Florida at Georgia Southern	1:30 p.m.
Presbyterian at Davidson	2 p.m.
Penn State at Samford	3 p.m.

### March 5 (Monday)

Penn State at Samford	7 p.m.
-----------------------	--------

### March 6 (Tuesday)

Georgia Southern at Charleston Southern	2 p.m.
Furman at UNC Asheville	3 p.m.
Duke at Western Carolina	4 p.m.
Eastern Kentucky at UNCG	4 p.m.
Davidson at North Carolina	5 p.m.
USC Upstate at The Citadel	6 p.m.
Toledo at College of Charleston	6 p.m.

### March 7 (Wednesday)

Duke at Appalachian State	3 p.m.
Davidson at North Carolina State	3:30 p.m.
Eastern Kentucky at UNCG	4 p.m.
East Tennessee State at Western Carolina	4 p.m.
North Carolina at Elon	4 p.m.
College of Charleston at Winthrop	6 p.m.
Gardner-Webb at Wofford	6 p.m.
Jacksonville State at Samford	7 p.m.

### March 8 (Thursday)

Presbyterian at Wofford	6 p.m.
-------------------------	--------

### March 9 (Friday)

*Davidson at Appalachian State	3 p.m.
*Georgia Southern at Elon	4 p.m.
*College of Charleston at Furman	6 p.m.
Eastern Kentucky at Wofford	6 p.m.
*Samford at UNCG	6 p.m.
*Western Carolina at The Citadel	6 p.m.

### March 10 (Saturday)

*Samford at UNCG	1 p.m.
*Davidson at Appalachian State	2 p.m.
*Georgia Southern at Elon	2 p.m.
*Western Carolina at The Citadel	2 p.m.
Eastern Kentucky at Wofford	3 p.m.
*College of Charleston at Furman	4 p.m.

### March 11 (Sunday)

*College of Charleston at Furman	1 p.m.
*Davidson at Appalachian State	1 p.m.
Eastern Kentucky at Wofford	1 p.m.
*Samford at UNCG	1 p.m.
*Western Carolina at The Citadel	1 p.m.
*Georgia Southern at Elon	1:30 p.m.

### March 13 (Tuesday)

Appalachian State at Duke	3 p.m.
Georgia Southern at Wake Forest	4 p.m.
North Carolina State at Elon	4 p.m.
Western Carolina at UNC Asheville	4 p.m.
North Carolina at UNCG	6 p.m.
UNC Wilmington at College of Charleston	6 p.m.
North Carolina Central at Davidson	7 p.m.
Furman at East Tennessee State	7:05 p.m.



# COMPOSITE SCHEDULE

PREPARING STUDENT-ATHLETES FOR LIFE'S CHALLENGES SINCE 1921



## March 14 (Wednesday)

College of Charleston at Coastal Carolina	4 p.m.
Clemson at Western Carolina	4 p.m.
North Carolina A&T at Elon	4 p.m.
Lipscomb at Wofford	6 p.m.
USC Upstate at Furman	6 p.m.
Winthrop at The Citadel	6 p.m.
Appalachian State at South Carolina	7 p.m.
Samford at Alabama	7 p.m.

## March 16 (Friday)

*The Citadel at Appalachian State	3 p.m.
*UNCG at Georgia Southern	6 p.m.
*Wofford at College of Charleston	6 p.m.
Western Carolina at Jacksonville	6:30 p.m.
*Elon at Davidson	7 p.m.
*Furman at Samford	7 p.m.

## March 17 (Saturday)

*The Citadel at Appalachian State	2 p.m.
*Elon at Davidson	2 p.m.
*UNCG at Georgia Southern	2:30 p.m.
*Furman at Samford	3 p.m.
*Wofford at College of Charleston	3 p.m.
Western Carolina at Jacksonville	6:30 p.m.

## March 18 (Sunday)

*The Citadel at Appalachian State	1 p.m.
*Elon at Davidson	1 p.m.
Western Carolina vs. Fairfield (Jacksonville, Fla.)	1 p.m.
*Wofford at College of Charleston	1 p.m.
*UNCG at Georgia Southern	1:30 p.m.
*Furman at Samford	2 p.m.

## March 20 (Tuesday)

Appalachian State at High Point	6 p.m.
Charleston Southern at The Citadel	6 p.m.
Davidson at North Carolina Central	6 p.m.
Jacksonville at Georgia Southern	6 p.m.
Elon at Clemson	6:30 p.m.
College of Charleston at UNC Wilmington	6:30 p.m.
Samford at Florida	7 p.m.
South Carolina at Furman	7 p.m.
(Fluor Field)	

## March 21 (Wednesday)

College of Charleston at Charleston Southern	3 p.m.
Elon at Clemson (Greenville, S.C.; Fluor Field)	5 p.m.
Princeton at UNCG	6 p.m.
Wofford at South Carolina	7 p.m.

## March 23 (Friday)

*UNCG at Western Carolina	4 p.m.
*Davidson at College of Charleston	6 p.m.
*Georgia Southern at Furman	6 p.m.
*Samford at Wofford	6 p.m.
*Appalachian State at Elon	6:30 p.m.
The Citadel at Minnesota	7:35 p.m.

## March 24 (Saturday)

*UNCG at Western Carolina	2 p.m.
*Davidson at College of Charleston	3 p.m.
*Samford at Wofford	3 p.m.
The Citadel at Minnesota	3:05 p.m.
*Appalachian State at Elon	4 p.m.
*Georgia Southern at Furman	4 p.m.

## March 25 (Sunday)

*Davidson at College of Charleston	1 p.m.
*Georgia Southern at Furman	1 p.m.
*UNCG at Western Carolina	1 p.m.
*Samford at Wofford	1 p.m.
*Appalachian State at Elon	1:30 p.m.
The Citadel at Minnesota	2:05 p.m.

## March 27 (Tuesday)

North Carolina A&T at Appalachian State	3 p.m.
Kennesaw State at Western Carolina	5 p.m.
Charleston Southern at College of Charleston	6 p.m.
Georgia Southern at Georgia Tech	6 p.m.
UNC Wilmington at Elon	6 p.m.
Auburn at Samford	7 p.m.
Duke at Davidson	7 p.m.
South Carolina at The Citadel	7 p.m.

## March 28 (Wednesday)

Georgia Southern at Georgia Tech	4 p.m.
Western Carolina at Kennesaw State	5 p.m.
Furman at Winthrop	6 p.m.
Jacksonville at College of Charleston	6 p.m.
UNC Asheville at Wofford	6 p.m.
UNCG vs. North Carolina A&T (NewBridge Bank Park)	6 p.m.

## March 30 (Friday)

*Davidson at Western Carolina	5 p.m.
*College of Charleston at Georgia Southern	6 p.m.
*Furman at UNCG	6 p.m.
*Wofford at The Citadel	6 p.m.
*Elon at Samford	7 p.m.

## March 31 (Saturday)

*Furman at UNCG	1 p.m.
Oakland at Appalachian State (DH)	1 p.m.
*Davidson at Western Carolina	2 p.m.
*Wofford at The Citadel	2 p.m.
*College of Charleston at Georgia Southern	2:30 p.m.
*Elon at Samford	3 p.m.

## April 1 (Sunday)

*Davidson at Western Carolina	1 p.m.
*Furman at UNCG	1 p.m.
Oakland at Appalachian State	1 p.m.
*Wofford at The Citadel	1 p.m.
*College of Charleston at Georgia Southern	1:30 p.m.
*Elon at Samford	2 p.m.

## April 3 (Tuesday)

Samford at Alabama A&M	4 p.m.
Georgia at Western Carolina	5 p.m.
Wofford at Virginia Tech	5:30 p.m.
Coastal Carolina at The Citadel	6 p.m.
Davidson at USC Upstate	6 p.m.
UNC Asheville at Furman	6 p.m.
UNCG at Wake Forest	6 p.m.
Appalachian State at East Tennessee State	7 p.m.

## April 4 (Wednesday)

The Citadel at Charleston Southern	3 p.m.
Wofford at Virginia Tech	5:30 p.m.
Bethune-Cookman at Georgia Southern	6 p.m.
Elon at North Carolina	6 p.m.
South Carolina at College of Charleston	6 p.m.
Western Carolina at Clemson	6:30 p.m.

## April 5 (Thursday)

*Georgia Southern at Davidson	6 p.m.
Presbyterian at UNCG	6 p.m.

## April 6 (Friday)

*College of Charleston at Appalachian State	6 p.m.
*Elon at Furman	6 p.m.
*Georgia Southern at Davidson	6 p.m.
Presbyterian at UNCG	6 p.m.
*Western Carolina at Wofford	6 p.m.
*The Citadel at Samford	7 p.m.

## April 7 (Saturday)

*Elon at Furman (DH)	1 p.m.
Presbyterian at UNCG	1 p.m.
*Georgia Southern at Davidson	2 p.m.
*Western Carolina at Wofford (DH)	2 p.m.
*College of Charleston at Appalachian State	3 p.m.
*The Citadel at Samford	3 p.m.

## April 8 (Sunday)

*College of Charleston at Appalachian State	1 p.m.
*The Citadel at Samford	2 p.m.

## April 10 (Tuesday)

Davidson at Presbyterian	4 p.m.
Appalachian State at Gardner-Webb	6 p.m.
East Carolina at Elon	6 p.m.
Kennesaw State at Georgia Southern	6 p.m.
UNCG at Duke	6 p.m.
Winthrop at College of Charleston	6 p.m.
The Citadel at South Carolina	7 p.m.
Clemson at Furman (Fluor Field)	7 p.m.
Samford at Auburn	7 p.m.

## April 11 (Wednesday)

The Citadel at Coastal Carolina	6 p.m.
Elon at North Carolina State	6 p.m.
Georgia Southern at Jacksonville	6 p.m.
USC Upstate at Wofford	6 p.m.

## April 13 (Friday)

*Furman at Western Carolina	5 p.m.
*Appalachian State at Georgia Southern	6 p.m.
*UNCG at The Citadel	6 p.m.
*Samford at College of Charleston	6 p.m.
Towson at Elon	6:30 p.m.
*Wofford at Davidson	7 p.m.

## April 14 (Saturday)

*Furman at Western Carolina	2 p.m.
*UNCG at The Citadel	2 p.m.
*Wofford at Davidson	2 p.m.
*Appalachian State at Georgia Southern	2:30 p.m.
*Samford at College of Charleston	3 p.m.
Towson at Elon	6:30 p.m.

## April 15 (Sunday)

*UNCG at The Citadel	1 p.m.
*Samford at College of Charleston	1 p.m.
*Wofford at Davidson	1 p.m.
*Appalachian State at Georgia Southern	1:30 p.m.
Towson at Elon	1:30 p.m.
*Furman at Western Carolina	2 p.m.

## April 17 (Tuesday)

The Citadel at Winthrop	6 p.m.
Eastern Kentucky at Appalachian State	6 p.m.
Furman at Georgia	6 p.m.
Wake Forest at UNCG	6 p.m.
Western Carolina at Gardner-Webb	6 p.m.
College of Charleston at South Carolina	7 p.m.
Davidson at Duke	7 p.m.
Georgia Southern at Florida	7 p.m.
Samford at UAB	7:30 p.m.



### April 18 (Wednesday)

Eastern Kentucky at Appalachian State	2 p.m.
UNC Asheville at Western Carolina	5 p.m.
Winthrop at Furman	6 p.m.
Wofford at USC Upstate	6 p.m.
High Point at Elon	6:30 p.m.
UAB at Samford	7 p.m.

### April 20 (Friday)

Georgia Southern at Indiana	3 p.m.
*The Citadel at College of Charleston	6 p.m.
*Davidson at UNCG	6 p.m.
*Elon at Wofford	6 p.m.
*Furman at Appalachian State	6 p.m.
*Western Carolina at Samford	7 p.m.

### April 21 (Saturday)

*Davidson at UNCG	1 p.m.
Georgia Southern at Indiana	1 p.m.
*The Citadel at College of Charleston	3 p.m.
*Elon at Wofford	3 p.m.
*Furman at Appalachian State	3 p.m.
*Western Carolina at Samford	3 p.m.

### April 22 (Sunday)

*The Citadel at College of Charleston	1 p.m.
*Davidson at UNCG	1 p.m.
*Elon at Wofford	1 p.m.
*Furman at Appalachian State	1 p.m.
Georgia Southern at Indiana	1 p.m.
*Western Carolina at Samford	2 p.m.

### April 24 (Tuesday)

Davidson at Virginia Tech	5:30 p.m.
East Tennessee State at Furman	6 p.m.
High Point at Appalachian State	6 p.m.
UNCG at North Carolina	6 p.m.
Wofford at UNC Asheville	6 p.m.
Alabama at Samford	7 p.m.

### April 25 (Wednesday)

Furman at Presbyterian	3 p.m.
Elon at UNC Wilmington	6 p.m.
Western Carolina at East Tennessee State	7:05 p.m.

### April 27 (Friday)

*College of Charleston at Western Carolina	5 p.m.
*Appalachian State at Wofford	6 p.m.
*Georgia Southern at The Citadel	6 p.m.
*Samford at Davidson	6 p.m.
*UNCG at Elon	6:30 p.m.

### April 28 (Saturday)

*College of Charleston at Western Carolina	2 p.m.
*Georgia Southern at The Citadel	2 p.m.
*Samford at Davidson	2 p.m.
*Appalachian State at Wofford	3 p.m.
*UNCG at Elon	6:30 p.m.

### April 29 (Sunday)

*Appalachian State at Wofford	1 p.m.
*College of Charleston at Western Carolina	1 p.m.
*Georgia Southern at The Citadel	1 p.m.
*Samford at Davidson	1 p.m.
*UNCG at Elon	1:30 p.m.

### May 1 (Tuesday)

East Tennessee State at Appalachian State	6 p.m.
Elon at Wake Forest	6 p.m.
North Florida at The Citadel	6 p.m.
Troy at Samford	7 p.m.

### May 2 (Wednesday)

North Florida at The Citadel	3 p.m.
Charleston Southern at Georgia Southern	6 p.m.
Gardner-Webb at Furman	6 p.m.
North Carolina A&T at UNCG	6 p.m.
Wake Forest at Elon	6 p.m.
Davidson at South Carolina	7 p.m.

### May 4 (Friday)

*UNCG at Appalachian State	6 p.m.
*Samford at Georgia Southern	6 p.m.
*Wofford at Furman	7 p.m.
*The Citadel at Davidson	TBA

### May 5 (Saturday)

*Wofford at Furman	1 p.m.
*Samford at Georgia Southern	2:30 p.m.
*UNCG at Appalachian State	3 p.m.
College of Charleston at Clemson	6:30 p.m.
*Western Carolina at Elon	6:30 p.m.

### May 6 (Sunday)

*UNCG at Appalachian State	1 p.m.
*Samford at Georgia Southern	1:30 p.m.
*Wofford at Furman	2 p.m.
College of Charleston at Clemson	6:30 p.m.
*Western Carolina at Elon	6:30 p.m.
*The Citadel at Davidson (DH)	TBA

### May 7 (Monday)

*Western Carolina at Elon	3 p.m.
College of Charleston at Clemson	4 p.m.

### May 8 (Tuesday)

Campbell at Wofford	4 p.m.
The Citadel at USC Upstate	6 p.m.
Elon at East Carolina	6 p.m.
Savannah State at College of Charleston	6 p.m.

### May 9 (Wednesday)

Duke at UNCG	6 p.m.
USC Upstate at Davidson	6 p.m.
Furman at South Carolina	7 p.m.

### May 11 (Friday)

*Furman at The Citadel	6 p.m.
UNC Asheville at College of Charleston	6 p.m.
*Western Carolina at Georgia Southern	6 p.m.
*Wofford at UNCG	6 p.m.
*Appalachian State at Samford	7 p.m.

### May 12 (Saturday)

*Wofford at UNCG	1 p.m.
*Furman at The Citadel	2 p.m.
*Western Carolina at Georgia Southern	2:30 p.m.
*Appalachian State at Samford	3 p.m.
UNC Asheville at College of Charleston	3 p.m.

### May 13 (Sunday)

*Furman at The Citadel	1 p.m.
UNC Asheville at College of Charleston	1 p.m.
*Wofford at UNCG	1 p.m.
*Western Carolina at Georgia Southern	1:30 p.m.
*Appalachian State at Samford	2 p.m.

### May 15 (Tuesday)

Winthrop at Western Carolina	5 p.m.
Coastal Carolina at College of Charleston	6 p.m.
Gardner-Webb at Appalachian State	6 p.m.
Georgia Southern at Kennesaw State	6 p.m.
UNCG at North Carolina State	6 p.m.
Furman at Clemson	6:30 p.m.
Florida at Samford	7:30 p.m.

### May 16 (Wednesday)

*The Citadel at Elon	6:30 p.m.
----------------------	-----------

### May 17 (Thursday)

*Appalachian State at Western Carolina	5 p.m.
*College of Charleston at UNCG	6 p.m.
*The Citadel at Elon	6:30 p.m.
*Davidson at Furman	7 p.m.
Samford at Oklahoma	7:30 p.m.

### May 18 (Friday)

*Davidson at Furman (DH)	1 p.m.
*The Citadel at Elon	1:30 p.m.
*Appalachian State at Western Carolina	5 p.m.
*College of Charleston at UNCG	6 p.m.
*Georgia Southern at Wofford	6 p.m.
Samford at Oklahoma	7:30 p.m.

### May 19 (Saturday)

*College of Charleston at UNCG	1 p.m.
*Appalachian State at Western Carolina	2 p.m.
*Georgia Southern at Wofford (DH)	2 p.m.
Samford at Oklahoma	3 p.m.

### May 23 (Wednesday)

<i>SoCon Tournament at Greenville, S.C.</i>	
Game 1: #2 Seed vs. #7 Seed	10 a.m.
Game 2: #3 Seed vs. #6 Seed	1 p.m.
Game 3: #1 Seed vs. #8 Seed	5 p.m.
Game 4: #4 Seed vs. #5 Seed	8 p.m.

### May 24 (Thursday)

<i>SoCon Tournament at Greenville, S.C.</i>	
Game 5: Loser Game 1 vs. Loser Game 2	10 a.m.
Game 6: Loser Game 3 vs. Loser Game 4	1 p.m.
Game 7: Winner Game 1 vs. Winner Game 2	5/8 p.m.
Game 8: Winner Game 3 vs. Winner Game 4	5/8 p.m.

### May 25 (Friday)

<i>SoCon Tournament at Greenville, S.C.</i>	
Game 9: Winner Game 5 vs. Loser Game 7	3 p.m.
Game 10: Winner Game 6 vs. Loser Game 8	7 p.m.

### May 26 (Saturday)

<i>SoCon Tournament at Greenville, S.C.</i>	
Game 11: Winner Game 7 vs. Winner Game 9	10 a.m.
Game 12: Winner Game 8 vs. Winner Game 10	1 p.m.
Game 13: Winner Game 11 vs. Loser Game 11^	5 p.m.
Game 14: Winner Game 12 vs. Loser Game 12^	5/8 p.m.

### May 27 (Sunday)

<i>SoCon Tournament at Greenville, S.C.</i>	
Championship Game (ESPN3)	2 p.m.




## 2012 Southern Conference Baseball Championship

May 23-27, 2012 • Fluor Field at the West End • Greenville, S.C.



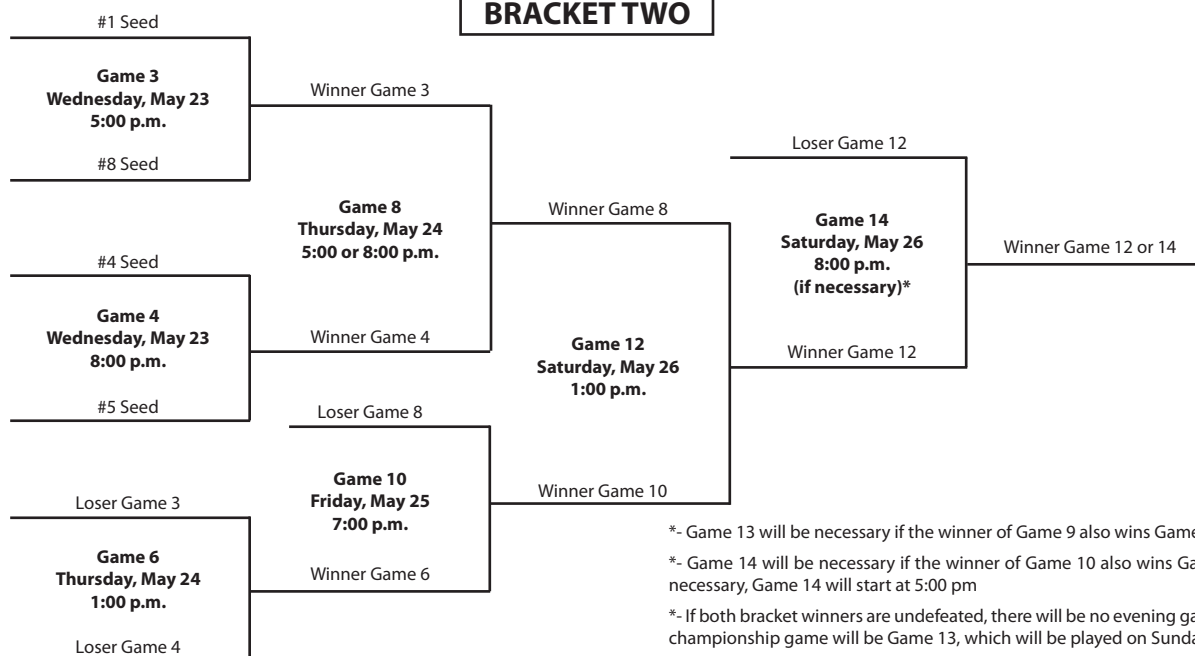
### BRACKET ONE



**Southern Conference  
Championship Game**  
(Single Elimination)  
Sunday, May 27  
2:00 p.m.

**ESPN 3**

### BRACKET TWO



\*- Game 13 will be necessary if the winner of Game 9 also wins Game 11.

\*- Game 14 will be necessary if the winner of Game 10 also wins Game 12. If Game 13 is not necessary, Game 14 will start at 5:00 pm

\*- If both bracket winners are undefeated, there will be no evening games on Saturday and the championship game will be Game 13, which will be played on Sunday.

-Game times subject to change.

-Tournament winner earns the Southern Conference's automatic bid to the NCAA Regionals.

-As tournament host, game times may be adjusted to permit Furman to play the 5:00 p.m. game each day as long as it remains in the winner's bracket. The #1 seed will not play in the 10:00 a.m. Wednesday game in any bracket adjustment.



### The Southern Conference

The Southern Conference, which began its 91st season of intercollegiate competition in 2011, is a national leader in emphasizing the development of the student-athlete and in helping to build lifelong leaders and role models.

The Southern Conference has been on the forefront of innovation and originality in developing creative solutions to address issues facing intercollegiate athletics. From establishing the first conference basketball tournament (1921), tackling the issue of freshmen eligibility (1922), developing women's championships (1984), to becoming the first conference to install the three-point goal in basketball (1980), the Southern Conference has been a pioneer.

The Southern Conference is the nation's fifth-oldest NCAA Division I collegiate athletic association. Only the Big Ten (1896), the Missouri Valley (1907), the Pacific 10 (1915) and the Southwestern Athletic (1920) conferences are older in terms of origination.


Academic excellence has been a major part of the Southern Conference's tradition. Hundreds of Southern Conference student-athletes have been recognized on Capital One Academic All-America and all-district teams. A total of 19 Rhodes Scholarship winners have been selected from conference institutions.

The Conference currently consists of 12 members in five states throughout the Southeast and sponsors 19 varsity sports and championships that produce participants for NCAA Division I Championships.

The Southern Conference offices are located in the historic Beaumont Mill in Spartanburg, S.C. A textile mill that was in operation from 1880 until 1999, Beaumont Mill was renovated in 2004 and today offers the league first class meeting areas and offices as well as a spacious library for storage of the conference's historical documents.

### Membership History

On Feb. 25, 1921, representatives from 14 of the Southern Intercollegiate Athletic Association's (SIAA) 30 members met at Atlanta's Piedmont Hotel to establish the Southern Intercollegiate Conference. On hand at the inaugural meeting were officials from Alabama, Alabama Polytechnic Institute



*The Atlanta Memorial Auditorium was the site for the first Southern Conference Basketball Championship in 1922. The SoCon basketball tournament is the longest-running of its kind in college basketball history.*

(Auburn), Clemson, Georgia, Georgia School of Technology (Georgia Tech), Kentucky, Maryland, Mississippi A&M (Mississippi State), North Carolina, North Carolina State, Tennessee, Virginia, Virginia Polytechnic Institute (Virginia Tech) and Washington & Lee.

Dr. S.V. Sanford of Georgia was chosen as acting chairman and N.W. Dougherty of Tennessee was named secretary. The decision to form a new athletic conference was motivated by the desire to have a workable number of conference games for each league member. With 30 schools in the SIAA by the early 1920s, it was impossible to play every school at least once during the regular season and many schools went several years between playing some conference members. In addition, in 1920, the SIAA voted down proposed rules that an athlete must be in a college a year before playing on its teams and refused to abolish a rule permitting athletes to play summer baseball for money.

Play began in the fall of 1921 and a year later, six more schools joined the fledgling league including Tulane (which had attended the inaugural meeting but had elected not to join), Florida, Louisiana (LSU), Mississippi, South Carolina and Vanderbilt. VMI joined in 1925 and Duke was added in 1929.

By the 1930s, membership in the Southern Conference had reached 23 schools. C.P. "Sally" Miles of Virginia Tech, president of the Southern Conference, called the annual league meeting to order on Dec. 9, 1932 at the Farragut Hotel in Knoxville, Tenn. Georgia's Dr.

Sanford announced that 13 institutions west and south of the Appalachian Mountains were reorganizing as the Southeastern Conference. Members of the new league included Alabama, Alabama Polytechnic Institute, Florida, Georgia, Georgia School of Technology, Kentucky, Louisiana, Mississippi, Mississippi A&M, University of the South, Tennessee, Tulane and Vanderbilt.

According to the minutes of the meeting, Dr. Sanford stated that the division was made along geographical lines. Florida's Dr. J.J. Tigert, acting as spokesman for the withdrawing group, regretted the move but believed it was necessary as the Southern Conference had grown too large. The resignations were accepted and the withdrawing schools formed the new league which began play in 1932.

The Southern Conference continued with membership of 10 institutions including Clemson, Duke, Maryland, North Carolina, North Carolina State, South Carolina, Virginia, VMI, Virginia Tech and Washington & Lee.

The second major shift occurred some 20 years later. By 1952, the Southern Conference included 17 colleges and universities. Another split occurred when seven schools including Clemson, Duke, Maryland, North Carolina, North Carolina State, South Carolina and Wake Forest departed to form the Atlantic Coast Conference which began play in 1953. The revamped Southern Conference included members The Citadel, Davidson, Furman, George Washington, Richmond, VMI, Virginia



Tech, Washington & Lee, West Virginia and William & Mary.

Today, the league continues to thrive with a membership that includes 12 institutions and a footprint that spans five states: Tennessee, North Carolina, South Carolina, Alabama and Georgia. Current league members are Appalachian State, College of Charleston, The Citadel, Davidson, Elon, Furman, Georgia Southern, UNC Greensboro, Samford, Chattanooga, Western Carolina and Wofford.

### Leadership

John Iamarino was officially named commissioner of the conference on January 2, 2006. Iamarino has promoted the Southern Conference through an ambitious agenda which has improved competition, upgraded compliance-related matters, launched the conference's Hall of Fame and increased the marketing and brand awareness of the conference and its member institutions.

The Southern Conference named its first commissioner in December 1950. Duke head football coach Wallace Wade made the transition from Blue Devil football coach to athletics administration as the first person at the helm of the conference.

Lloyd Jordan replaced Wade as the commissioner in 1960 and served a 14-year term until Ken Germann became the league head in 1974. Germann was the commissioner for 13 years and orchestrated the league's expansion to include women's athletics. In 1987, he was succeeded by Dave Hart who spearheaded the transfer of the league office from Charlotte, N.C., to Asheville, N.C.

Wright Waters succeeded Hart upon his retirement in 1991. Under Waters' leadership, the Southern Conference expanded to 12 members, added three women's sports and posted record revenue from the basketball tournament. Waters, who is currently the commissioner of the Sun Belt Conference, was followed by Alfred B. White in 1998. White, a veteran member of the NCAA office, introduced the current conference logo and elevated the conference's commitment to marketing and development of corporate partners.

Danny Morrison headed the conference from 2001-2005 and orchestrated the league's move from Asheville, N.C., to Spartanburg, S.C. Under Morrison's leadership, the conference increased its marketing and promotional efforts.



*The 2008 addition of Samford University in Birmingham, Ala. extended the Southern Conference's reach to five states across the Southeast.*

### Championship History

The first Southern Conference Championship was the league basketball tournament held in Atlanta in 1922. The North Carolina Tar Heels won the tournament to become the first recognized league champion in any sport. The Southern Conference Tournament remains the oldest of its kind in college basketball.

Commissioner Germann spearheaded the Southern Conference's expansion to include women's athletics during the 1983-84 season. That year, league championships were held in volleyball, basketball and tennis. Cross country joined the mix in 1985 and the league began holding indoor and outdoor track championships in 1988. Most recently, the conference instituted golf and softball championships in the spring of 1994 and added soccer in the fall of 1994.

The Germann Cup, named in honor of the former commissioner, annually recognizes the top women's athletics programs in the conference. From its humble beginnings, women's athletics have become an integral part of the Southern Conference and its success.

The Southern Conference declares champions in 10 men's sports - football, soccer, cross country, basketball, indoor track and field, outdoor track and field, wrestling, baseball,

tennis and golf - and nine women's sports - soccer, volleyball, cross country, basketball, indoor track and field, outdoor track & field, tennis, golf and softball.

### Football

The Southern Conference has also excelled as the premier Football Championship Subdivision (FCS) conference. Southern Conference member Appalachian State won the three consecutive FCS titles from 2005-07, becoming the first team to do so. The league boasts more than 250 players who have garnered All-America recognition and numerous national player or coach of the year awards. The conference has had at least one team in the Top 10 of the final FCS poll for 25 consecutive years with at least two teams finishing in the Top 20 in every season since 1982.

The conference has placed multiple representatives in the FCS Playoffs in 24-of-28 seasons, with 16 Championship Game appearances and eight national titles. The Southern Conference has had at least one team reach the semifinals in 11 of the last 13 years and in 17 of the last 20 seasons.

In 2007, Appalachian State became the first FCS team to defeat a nationally-ranked Football Bowl Subdivision (FBS) team when the Mountaineers defeated No. 5-ranked Michigan, 34-32, on Sept. 1 before a sellout crowd at Michigan Stadium.



Prior to the conference's reclassification in 1981, Southern Conference football teams appeared in a total of 36 bowl games, posting a record of 16-18-2. From 1925-30, league schools won five football national championships in a six year span. There are nearly 40 former Southern Conference players in the College Football Hall of Fame. One of the most recognizable of these names is former North Carolina running back Charlie "Choo Choo" Justice who helped guide North Carolina to three bowl appearances. He was a first team All-America selection and Heisman Trophy runner-up in 1948 and 1949. In 1949, Justice earned first team all-conference honors for the fourth consecutive season, becoming the first player in league history to achieve that feat. He was a member of the league's inaugural Hall of Fame Class in 2009.

Another of the league's football products that made it to the College Football Hall of Fame is Sam Huff of West Virginia. Huff was a three-year starter on both the offensive and defensive lines for the Mountaineers. In 1955, Huff earned first team All-America honors on the field and was a first team Academic All-America for his work in the classroom. He played 12 seasons in the National Football League for the New York Giants and the Washington Redskins. A member of the conference's first Hall of Fame class, he was a five-time All-Pro defensive lineman and is also a member of the Pro Football Hall of Fame.

In recent years, the Southern Conference has continued to produce outstanding student-athletes. In 1999, Georgia Southern's Adrian Peterson captured the Walter Payton Award presented annually to the Football Championship Subdivision's most outstanding offensive player. Furman's Louis Ivory was awarded the honor in 2000, Georgia Southern's Jayson Foster was presented with the 2007 trophy and most recently, Appalachian State's record-setting quarterback, Armanti Edwards, became the first two-time winner in Payton Award history after claiming the honors in 2008 and 2009.

Appalachian State's Dexter Coakley was a three-time all-conference selection and consensus All-America in 1994, '95 and '96 before going on to stardom with the Dallas Cowboys. Coakley won a pair of Buck Buchanan Awards, given to Football Championship Subdivision's top defensive player each year. Terrell Owens went from catching passes at Chattanooga to a stellar NFL career. Western Carolina's David Patten and

### Southern Conference Members

Alabama (1921-1932)

**Appalachian State (1971-present)**

Auburn (1921-1932)

**College of Charleston (1998-present)**

**The Citadel (1936-present)**

Clemson (1921-1953)

**Davidson (1936-1988, 1991-present)**

Duke (1928-1953)

East Carolina (1964-1976)

East Tennessee State (1978-2005)

**Elon (2003-present)**

Florida (1922-1932)

**Furman (1936-present)**

George Washington (1936-1970)

Georgia (1921-1932)

**Georgia Southern (1991-present)**

Georgia Tech (1921-1932)

Kentucky (1921-1932)

Louisiana State (1922-1932)

Marshall (1976-1997)

Maryland (1921-1953)

Mississippi (1922-1932)

Mississippi State (1921-1932)

North Carolina (1921-1953)

**UNCG (1997-present)**

North Carolina State (1921-1953)

Richmond (1936-1976)

**Samford (2008-present)**

South Carolina (1922-1953)

Tennessee (1921-1932)

**Chattanooga (1976-present)**

Tulane (1922-1932)

University of the South (1922-1932)

Vanderbilt (1922-1932)

Virginia (1921-1937)

VMI (1924-2003)

Virginia Tech (1921-1965)

Wake Forest (1936-1953)

Washington & Lee (1921-1958)

West Virginia (1950-1968)

**Western Carolina (1976-present)**

William & Mary (1936-1977)

**Wofford (1997-present)**

**Bold indicates current SoCon member.**

Appalachian State's Matt Stevens were both members of the New England Patriots Super Bowl Champion team in 2002 and Patten also earned Super Bowl rings with the Patriots in 2004 and '05.

#### Basketball

Men's basketball was the first sport in which the conference held a championship. The league tournament is the nation's oldest, with the inaugural championship held at Atlanta's City Auditorium in 1922 and was won by North Carolina.

Not only was the Southern Conference Tournament the first of its kind, the league also helped change the face of college basketball. In 1980, the league began a season-long experiment with a 22-foot three-point field goal with the approval of the NCAA Rules Committee. Ronnie Carr of Western Carolina made the first three-point field goal in college basketball history in a game against Middle Tennessee State on Nov. 29, 1980.

Another college basketball tradition that originated in the Southern Conference is the traditional cutting of the nets by the winning team. According to USA Today, the practice of net cutting originated in 1947 with North Carolina State head coach Everett Case. As a

first-year head coach, Case led the Wolfpack to the Southern Conference Tournament title. Case celebrated by claiming the nets as a souvenir of the win to commemorate the event.

Basketball coaching legend Red Auerbach gives credit to former George Washington coach Bill Reinhart, who coached in the conference for nearly 30 years, as one of the originators of the modern fast-break.

West Virginia's 10 tournament championships are still the most in league history. The Mountaineers were led by the incomparable Jerry West from 1958 through '60. West, a two-time All-America selection, spurred West Virginia to the Final Four in 1959. The Mountaineers lost in the championship game that season to California, 71-70, but West earned Final Four Most Valuable Player honors. West was a three-time Southern Conference tournament MVP, a two-time league regular season MVP, and was twice named the conference's Athlete of the Year. He went on to a spectacular career with the Los Angeles Lakers of the National Basketball Association and was inducted into the Naismith Memorial Basketball Hall of Fame in 1979. He was a 14-time NBA All-Star while with the Lakers. It is West's silhouette that comprises the NBA's globally recognized logo.



Frank Selvy set the NCAA record for points in a game while at Furman. On Feb. 13, 1954, the senior scored 100 points in a game against Newberry, a record that still stands. Selvy was the Southern Conference Most Valuable Player in 1953 and 1954 and the league's Athlete of the Year in 1954. He went on to a 10-year career in the NBA. Selvy and his former Lakers teammate West were both enshrined in the league's Hall of Fame in 2009.

Rod Hundley was another West Virginia star during the 1950s. "Hot Rod" made a name for himself as one of the most spectacular players to tour the league during his era. Hundley averaged 24.5 points per game in his three seasons as a Mountaineer and was an all-conference and all-tournament performer in each of those three years. He was the Southern Conference Most Valuable Player and Athlete of the Year as a senior in 1957. He was the first player selected in the 1957 NBA draft and enjoyed a six-year career in that league.

East Tennessee State's Keith "Mister" Jennings made his mark on the college basketball world in the early 1990s. Despite standing less than six feet tall, Jennings was a two-time all-conference choice and the league's Player of the Year and Athlete of the Year in 1991. Jennings played with the Golden State Warriors of the NBA.

Besides West Virginia's team in 1959, the Southern Conference has been represented in the Final Four on two other occasions. North Carolina advanced to the NCAA championship game in 1943 before falling 43-40 to Oklahoma State. North Carolina State finished third in the tournament in 1950.

Davidson continued the record of success by advancing to the NCAA Tournament's Elite Eight in 2008 as coach Bob McKillop's Wildcats came within a basket of making the Final Four behind the play of sophomore guard Stephen Curry. Curry, a two-time SoCon Male Athlete of the Year winner, led the nation in scoring as a junior at 28.6 points per game.

Women's basketball competition began in the Southern Conference in 1983-84 with seven teams. In the sport's history, eight schools have won the league's tournament at least once with Chattanooga winning 12 and Appalachian State owning six titles. UNC Greensboro won the 1998 tournament as head coach Lynne Agee became the first coach to take a team to the NCAA Tournament in all three Divisions - I, II and III. In 2001, Chattanooga head coach Wes Moore

became the first coach in NCAA history to take three different teams to the NCAA Tournament in all three Divisions.

Since 1984, seven different teams have claimed at least a share of the regular season crown. Chattanooga has the most overall titles with 15, six of them shared. Chattanooga also owns the most outright championships with nine. Only five players have won the conference Player of the Year award twice: East Tennessee State's DeShawne Blocker in 1992-93 and 1994-95; Furman's Jackie Smith, 1997-98 and 1998-99 and Chattanooga's Damita Bullock (2000, '01), Alex Anderson (2007, '08) and Shanara Hollinquest (2009, '10).

### Other Sports

In baseball, Wake Forest advanced to the championship game of the NCAA College World Series in 1949. Demon Deacon second baseman Charles Teague was named the College World Series Most Valuable Player. The Citadel made history in 1990 by becoming the first military school to make an appearance at the College World Series. The Bulldogs were joined that season at the College World Series by current conference member Georgia Southern.

One of the Southern Conference's more famous baseball alums is Duke's Dick Groat. The Blue Devil shortstop, who was also a basketball standout, was the conference's Athlete of the Year in 1951 and 1952. He went on to a 14-year career in the major leagues. In 1960, he was named the National League MVP after he led the league in batting with a .325 average for the World Champion Pittsburgh Pirates.

Among Southern Conference alums to grace Major League Baseball fields have been Atlee Hammaker (East Tennessee State), Jeff Montgomery (Marshall) and Mike Ramsey (Appalachian State). Other SoCon players to go on to a career in the major leagues include Angels third baseman Dallas McPherson (The Citadel), pitchers Britt Reames (The Citadel) and Ryan Glynn (VMI) who both pitched with Oakland in 2005, Furman's Tom Mastny, a pitcher with the Cleveland Indians (2007) and Georgia Southern's Brian Rogers, who pitched with the Pittsburgh Pirates in 2007. Currently in the majors is College of Charleston's Brett Gardner, who earned a World Series ring with the New York Yankees in 2009, Georgia Southern's Everett Teaford, a pitcher with Kansas City, and Graham Godfrey, a pitcher from Charleston currently with Oakland.

Arnold Palmer, perhaps the world's most famous golfer, competed under the Southern Conference banner as a collegian at Wake Forest. He took medalist honors at the Southern Conference Tournament in 1948 and 1949 and was the tournament's runner-up in 1950. Palmer was the medalist at the NCAA Golf Championships in 1949 and 1950. He went on to become one of the most accomplished golfers to play on the professional tour. Palmer won 60 tournaments while competing on the PGA Tour and has added 10 more victories as a member of the Senior PGA Tour. A member of the league's Hall of Fame, he won eight major championships - four Masters, two British Opens, one U.S. Open and one U.S. Amateur.

Furman golfer Dottie Pepper was named the Southern Conference Women's Athlete of the Decade in the 1980s and was honored as part of the league's 25th anniversary of women's championships celebration in 2007-08. Appalachian State's Mary Jayne Harrelson won the NCAA Outdoor title at 1,500 meters in 1999 and 2001. Furman's Brandi Jackson won the NCAA Women's Golf East Regional in the spring of 2003.

### Coaches and Administrators

The Southern Conference has also been a breeding ground for some of college athletics' most recognized coaches and administrators.

Legendary basketball coaches Adolph Rupp of Kentucky and Everett Case of North Carolina State both worked the sidelines in the Southern



*The SoCon's eight FCS national titles and 16 finals appearances, including the 1999 and 2000 championships Georgia Southern won under the leadership of former coach Paul Johnson, are the most in Division I history.*

Conference. Rupp guided the Wildcats to a 30-5 mark during the 1931 and 1932 seasons. Yet, for all his coaching accomplishments, Rupp never led Kentucky to a Southern Conference tournament championship. Case mentored the Wolfpack to six consecutive Southern Conference Tournament championships from 1947 through 1952.

Lefty Driesell coached Davidson to three Southern Conference Tournament championships in 1966, 1968 and 1969. Driesell also won the league's Coach of the Year award four straight times from 1963 through 1966. Former Georgia Tech coach Bobby Cremins earned league Coach of the Year honors three times in the late '70s and early '80s while at Appalachian State and is now the head coach at the College of Charleston.

Terry Holland saw his basketball coaching career take off at Davidson when he returned to his alma mater in 1970. Holland was honored as the Southern Conference Coach of the Year for three consecutive seasons from 1970-72 and led the Wildcats to the conference tournament title and an appearance in the NCAA Tournament

in 1970. J. Dallas Shirley, a member of the Basketball Hall of Fame, spent 21 years as the assistant to the commissioner and supervisor of officials in the Southern Conference. He also served as president of the International Association Basketball Officials and the United States Olympic Basketball Committee.

The legendary Paul "Bear" Bryant got his coaching start in the Southern Conference as he guided the Maryland Terrapins in 1945. Another famous Southern Conference football coach is the late Frank Howard of Clemson, who guided the Tigers as a league member from 1940-52. The incomparable Howard won 69 Southern Conference games.

The Southern Conference has been represented on the sidelines at five Super Bowls in recent years. Bobby Ross, who piloted the San Diego Chargers to the 1996 Super Bowl, was the head coach at The Citadel from 1973-77. Former Buffalo Bills head coach Marv Levy directed William & Mary from 1964-68. He was succeeded at William & Mary by Lou Holtz. William & Mary competed in the Southern Conference from 1936-77.



*Appalachian State's MaryJayne Harrelson was an NCAA Champion in the 1,500 meters in 1999 and 2001. She was inducted into the SoCon Hall of Fame in 2010.*

### Significant Dates in League History

- Feb. 25-26, 1921: Representatives of Alabama, Auburn, Clemson, Georgia, Georgia Tech, Kentucky, Maryland, Mississippi State, North Carolina, North Carolina State, Tennessee, Virginia, Virginia Tech and Washington & Lee meet in Atlanta, Ga. to form the Southern Intercollegiate Conference.
- Dec. 7-8, 1922: At the league's annual meeting in Washington, D.C., the name of the organization is officially changed to the Southern Conference. S.V. Sanford of Georgia is selected as the conference's first president.
- Dec. 8-10, 1932: At the annual meeting in Knoxville, Tenn., Alabama, Auburn, Florida, Georgia, Georgia Tech, Kentucky, Louisiana State, Mississippi, Mississippi State, University of the South, Tennessee, Tulane and Vanderbilt withdraw to form the Southeastern Conference.
- Dec. 8, 1950: Wallace Wade, who just completed a 16-year term as Duke's head football coach, is named the first commissioner of the Southern Conference. The commissioner's office is opened in Durham, N.C. on Jan. 1, 1951.
- May 8, 1953: Seven members – Clemson, Duke, Maryland, North Carolina, North Carolina State, South Carolina and Wake Forest – withdraw to form the Atlantic Coast Conference.
- Nov. 29, 1980: At the request of the NCAA Basketball Rules Committee, the Southern Conference begins a season-long experiment with a 22-foot, three-point field goal, thus becoming the first conference to employ that rule. Ronnie Carr of Western Carolina makes the first three-point field goal in college basketball history in a game against Middle Tennessee State.
- Dec. 3-4, 1981: The NCAA, at its fourth special convention in St. Louis, Mo., restructures I-A football. As a result, the Southern Conference's eight Division I-A football playing members are reclassified to Division I-AA.
- June 6, 1983: At a special meeting of the Southern Conference in Myrtle Beach, S.C., the league formalizes women's varsity competition in basketball and volleyball beginning with the 1983-84 season. The executive committee also approves pilot women's championships in tennis and golf for 1983-84.
- Dec. 18-19, 1995: The conference announces that the College of Charleston, University of North Carolina at Greensboro and Wofford College have accepted invitations to join the league.
- July 1, 2003: Elon University officially joins the league. VMI departs to join the Big South.
- July 1, 2008: Samford University officially joins the league.



# SOCON HALL OF FAME

PREPARING STUDENT-ATHLETES FOR LIFE'S CHALLENGES SINCE 1921



The Inaugural Southern Conference Hall of Fame class at the induction ceremony, May 4, 2009: (from left to right) Sam Huff, Megan Dunigan, Valorie Whiteside, Melissa Morrison Howard, Frank Selvy, Barbara Crews (daughter of the late Charlie Justice), Dick Groat, Adrian Peterson and Jerry West. Not pictured: Arnold Palmer



Wake Forest golf great Arnold Palmer (left) was a member of the inaugural class in 2009.



Davidson's Fred Hetzel received his Hall of Fame plaque from SoCon Commissioner John Iamarino in Hilton Head Island, S.C. on June 1, 2010.

Wimbledon and U.S. Open tennis champion Vic Seixas of North Carolina (right) was inducted in 2011.



## Southern Conference Hall of Fame Inductees

Name	School	Sport(s)	Years	Inducted
Megan Dunigan	Furman	Tennis	1999-02	2009
Dick Groat	Duke	Basketball, Baseball	1949-52	2009
Sam Huff	West Virginia	Football	1952-55	2009
Charlie "Choo Choo" Justice	North Carolina	Football	1946-49	2009
Melissa Morrison Howard	Appalachian State	Track & Field	1989-93	2009
Arnold Palmer	Wake Forest	Golf	1948-50, 53-54	2009
Adrian Peterson	Georgia Southern	Football	1998-01	2009
Frank Selvy	Furman	Basketball	1951-54	2009
Jerry West	West Virginia	Basketball	1956-60	2009
Valorie Whiteside	Appalachian State	Basketball	1984-88	2009
Everett Case	North Carolina State	Basketball	1946-64	2010
MaryJayne (Harrelson) Reeves	Appalachian State	Cross Country, Track & Field	1996-2001	2010
Fred Hetzel	Davidson	Basketball	1962-65	2010
"Hot" Rod Hundley	West Virginia	Basketball	1954-57	2010
Banks McFadden	Clemson	Football, Basketball, Track	1937-40	2010
Wallace Wade	Alabama, Duke, SoCon	Football, Administration	1923-60	2010
*J. Dallas Shirley	Southern Conference	Officiating, Administration		2010
Dexter Coakley	Appalachian State	Football	1993-96	2011
Lefty Driesell	Davidson	Basketball	1960-69	2011
Regina Kirk	Chattanooga	Basketball	1985-88	2011
Robert Neyland	Tennessee	Football	1926-52	2011
Vic Seixas	North Carolina	Tennis	1947-49	2011
Shannon Wommack	Chattanooga	Cross Country, Track & Field	2001-06	2011
Angie Barker	East Tennessee State	Track & Field	1987-89	2012
Percy Beard	Auburn	Track & Field	1928-32	2012
Dick Modzelewski	Maryland	Football	1949-52	2012
Paul Scarpa	Furman	Tennis	1967-2011	2012
*Jim Burch	Southern Conference	Officiating	1967-2011	2012

\* - Special Contributor





### John Iamarino Commissioner

John Iamarino was named the eighth commissioner of the Southern Conference on January 2, 2006. Since then, Iamarino and his staff have emphasized strategies to better serve the membership and raise the profile of the conference.

In collaboration with coaches and administrators, Iamarino led efforts that resulted in expansion of the membership, the addition of an extensive online merchandise store, the creation of a Hall of Fame, and the use of an online digital game-tape system to assist coaches with scouting reports and player evaluations.

Most recently, Iamarino hired Atlanta-based Career Sports & Entertainment (CSE) as the league's marketing/media consultant. That decision led to the creation of the SoCon Sports Network which will utilize a combination of public television, commercial TV stations and regional sports channels to carry conference Game of the Week packages in football and men's basketball.

In the summer of 2011, the conference signed a multi-year agreement to have a minimum of 50 live events carried on ESPN3, including a women's basketball Game of the Week package, extended coverage of the men's and women's basketball tournament and conference championships in baseball, men's and women's soccer, volleyball and softball.

One of the most visible achievements during Iamarino's tenure has been the creation of the Southern Conference Hall of Fame, whose inaugural class was enshrined on May 4, 2009. Among those who have been inducted are such sporting greats as Arnold Palmer, Jerry West, Sam Huff, Dick Groat, Frank Selvy, Rod Hundley and Lefty Driesell.

To find a home for the three SoCon institutions that sponsor swimming, Iamarino spearheaded efforts with three other Division I conferences to form the Coastal Collegiate Swimming Association (CCSA), a single-sport NCAA conference. He currently serves as Vice President of the association.

Iamarino, 56, has spent the past 27 years at the conference level, working at both the Sun Belt Conference and the Northeast Conference. Prior to joining the SoCon, he served as Commissioner of the NEC for nine years. During that time, the



conference launched its first website, increased television coverage from 12 to 30 basketball games, started its first TV coverage of football, and initiated more aggressive marketing and merchandising efforts.

At the Sun Belt, he spent 13 years (1984-97) in a variety of publicity, compliance and administrative positions, rising to the level of Associate Commissioner. When the original Sun Belt merged with the then-American South Conference in 1991, Iamarino was the lone staffer from the original organization to move to the new Sun Belt, heading the transition team for the then-unprecedented merger of two Division I conferences.

He entered the field of intercollegiate athletics as Assistant Sports Information Director at Georgetown University in 1979 before moving on to become Sports Information Director at Jacksonville University.

He has been actively involved in a number of NCAA committees. He most recently served as chair of the Playing Rules Oversight Panel (PROP). Previously he was a member of the Baseball Rules Committee, FCS Football Governance Committee, and has served on several sub-committees of the Collegiate Commissioners Association (CCA).

Iamarino is a native of Monsey, N.Y. and a 1977 graduate of St. Bonaventure University, where he earned magna cum laude honors majoring in journalism. An amateur baseball historian, he has been a contributor to Baseball Digest magazine. He resides in Spartanburg, S.C. with his wife, Mary Ann, and son P.J.



### Iamarino At-A-Glance

#### HOMETOWN:

Monsey, N.Y.

#### EDUCATION:

B.A., St. Bonaventure, 1977

#### EXPERIENCE:

Assistant Sports Information Director, Georgetown, 1979-81  
Sports Information Director, Jacksonville, 1981-84  
Media Relations Director, Sun Belt Conference, 1984-88  
Assistant Commissioner, Sun Belt Conference, 1988-91  
Associate Commissioner, Sun Belt Conference, 1991-97  
Commissioner, Northeast Conference, 1997-06  
Commissioner, Southern Conference, 2006-present

## Southern Conference Commissioners



Wallace Wade  
1951-60



Lloyd Jordan  
1960-73



Ken Germann  
1974-86



Dave Hart, Sr.  
1986-91



Wright Waters  
1991-98



Alfred White  
1998-2001



Danny Morrison  
2001-05





**Geoff Cabe**  
Senior Associate  
Commissioner



**Sue Arakas**  
Associate  
Commissioner



**Doug King**  
Associate Commissioner  
for Compliance



**Brandon Neff**  
Assistant Commissioner  
for Championships



**Jason Yaman**  
Assistant Commissioner  
for Media Relations



**Jamie Severns**  
Director of Multimedia  
Services



**Jonathan Caskey**  
Associate Director of  
Media Relations



**Laura Hayes**  
Assistant to the  
Commissioner



**Patrick Hatcher**  
Championships/Operations  
Assistant



**Kristen Litchfield**  
Media Relations  
Assistant



**Grant Finley**  
Multimedia Services  
Assistant

## Southern Conference Staff Directory

702 N. Pine St.; Spartanburg, SC 29303  
Administrative FAX (864) 591-4282

Office Phone (864) 591-5100  
Media Relations FAX (864) 591-3448

	Email	Extension
Commissioner.....	John Iamarino ..... jiamarino@socon.org .....	206
Senior Associate Commissioner.....	Geoff Cabe ..... gcabe@socon.org .....	205
Associate Commissioner.....	Sue Arakas ..... sarakas@socon.org .....	204
Associate Commissioner for Compliance.....	Doug King ..... dking@socon.org.....	203
Assistant Commissioner for Media Relations.....	Jason Yaman ..... jyaman@socon.org .....	209
Assistant Commissioner for Championships.....	Brandon Neff ..... bneff@socon.org .....	202
Director of Multimedia Services.....	Jamie Severns ..... jseverns@socon.org.....	207
Associate Director of Media Relations .....	Jonathan Caskey ..... jcaskey@socon.org.....	201
Assistant to the Commissioner.....	Laura Hayes ..... lhayes@socon.org .....	200
Championships/Operations Assistant.....	Patrick Hatcher ..... phatcher@socon.org .....	208
Media Relations Assistant.....	Kristen Litchfield ..... klitchfield@socon.org .....	213
Multimedia Services Assistant.....	Grant Finley ..... gfinley@socon.org .....	210



### Southern Conference

702 N. Pine Street  
Spartanburg, S.C. 29303  
www.SoConSports.com

### Press Releases

The Southern Conference utilizes e-mail and the league's website (www.SoConSports.com) to distribute information, press releases, notes and statistics. If you wish to be added to the distribution list, please contact a member of the media relations staff.

### SoCon TV

In July 2005, the Southern Conference launched SoCon TV, a live video streaming network designed to bring SoCon sports to fans around the world through the internet. The network includes not only Southern Conference Championship events but also regular season events from around the league.

### SoCon Players of the Week

The Southern Conference selects a player and a pitcher of the week throughout the season. The honorees will be announced on Monday afternoon each week and will be available on the conference's website (www.SoConSports.com) or by contacting the conference office.

### Postseason Awards

Following the conclusion of the regular season, voting is conducted on the all-conference teams by both the league's coaches and members of the Southern Conference Sports Media Association (SCSMA). Both groups select a Player of the Year, Pitcher of the Year, Freshman of the Year and a Coach of the Year.

## Southern Conference Media Relations Staff



### Jason Yaman Director of Media Relations

Office: (864) 591-5100  
Cell: (864) 380-1166  
Fax: (864) 591-3448  
Home: (240) 351-7472  
jyaman@socon.org

### Responsibilities:

Administration,  
Football, Men's Basketball, Men's and Women's Tennis



### Jonathan Caskey Associate Director of Media Relations

Office: (864) 591-5100  
Cell: (864) 525-5174  
Fax: (864) 591-3448  
Home: (864) 599-8842  
jcaskey@socon.org

### Responsibilities:

Publications, Academics,  
Men's and Women's Soccer, Wrestling, Baseball and Men's and Women's Golf

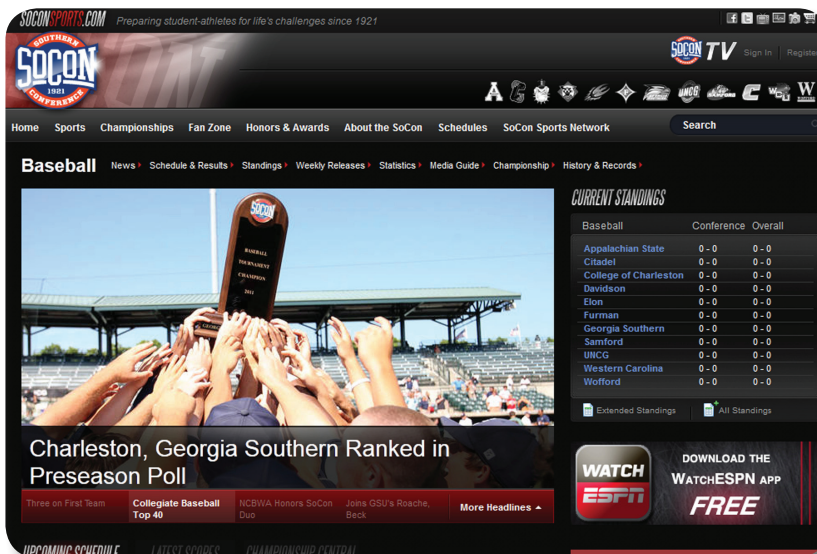


### Kristen Litchfield Media Relations Assistant

Office: (864) 591-5100  
Cell: (919) 618-0088  
Fax: (864) 591-3448  
klitchfield@socon.org

### Responsibilities:

Volleyball, Men's and Women's Cross Country, Women's Basketball, Men's and Women's Indoor Track and Field, Men's and Women's Outdoor Track and Field and Softball.



### Southern Conference on the Web

Visit the Southern Conference's official website at www.SoConSports.com. Information related to baseball and the conference's other 18 sports can be found on the site including statistics, standings, weekly releases and game recaps. Video streaming of select championships and regular season contests is also available.

## SoCon Baseball Media Relations Directory


School	Website	Media Relations	E-mail	Office Phone	Press Box Phone
Appalachian State	www.goasu.com	Mike Flynn	flynnmh@appstate.edu	(828) 262-7845	(828) 262-2016
College of Charleston	www.cofcsports.com	Will Bryan	bryanc1@cofc.edu	(843) 953-3683	(843) 953-9141
The Citadel	www.citadelsports.com	Steve Rudnicki	steve.rudnicki@citadel.edu	(843) 953-5120	(843) 965-4151
Davidson	www.davidsonwildcats.com	Mark Brumbaugh	mabrumbaugh@davidson.edu	(704) 894-2931	(704) 894-2740
Elon	www.elonphoenix.com	Chris Rash	crash@elon.edu	(336) 278-6712	(336) 278-6788
Furman	www.furmanpaladins.com	Hunter Reid	hunter.reid@furman.edu	(864) 294-2061	(864) 294-3066
Georgia Southern	www.georgiasoutherneagles.com	Barrett Gilham	bgilham@georgiasouthern.edu	(912) 478-5448	(912) 478-2508
UNCG	www.uncgspartans.com	David Percival	drperciv@uncg.edu	(336) 334-5615	(336) 218-3885
Samford	www.samfordsports.com	Joey Mullins	jmmulli1@samford.edu	(205) 726-2799	(205) 726-2143
Western Carolina	www.catamountsports.com	Daniel Hooker	dhooker@email.wcu.edu	(828) 227-2339	(828) 227-7020
Wofford	www.woffordterriers.com	Brent Williamson	williamsondb@wofford.edu	(864) 597-4093	(864) 597-4129
Southern Conference	www.soconsports.com	Jonathan Caskey	jcaskey@socon.org	(864) 591-5100	n/a



# SOCONSPORTS.COM

Visit SoConSports.com for the latest news, score, schedules and standings. Coverage of 19 sponsored sports from all 12 member institutions. Find links to live stats, video and audio of regular season and championship events. View game recaps, conference history and records, event photo galleries and more!

## SOCON TV




Watch the Baseball Championship  
LIVE on

# ESPN 3

Check out highlights, promos, regular season and championship action, live and on-demand through SoCon TV at SoConSports.com.

## SOCONGEAR.COM



With monthly promotions, SoConGear.com is your place for Southern Conference school apparel, gifts and more! Customize a team jersey, get championship gear and shop multiple schools in the same visit.

## SOCONPHOTOS.COM



SoConPhotos.com captures all of the moments from your favorite SoCon Championship events. All photos can be viewed and purchased with ease. Photos from all of the current year's championships, as well as past year's event photos are available.





**Dr. Kenneth E. Peacock**  
Chancellor



**Charlie Cobb**  
Director of Athletics



**Dr. Alan Hauser**  
Faculty Athletics Rep.



**Debbie Richardson**  
Senior Woman Administrator



**Mike Flynn**  
Baseball SID

## Quick Facts

Location: ..... Boone, N.C.  
Founded: ..... 1899  
Enrollment: ..... 17,222  
Nickname: ..... Mountaineers  
Colors: ..... Black and Gold  
Chancellor: ..... Dr. Kenneth E. Peacock  
Director of Athletics: ..... Charlie Cobb  
Stadium (capacity): ..... Jim and Bettie Smith (1,000)  
Press Box Phone: ..... (828) 262-2016

Head Coach: ..... Chris Pollard  
Alma Mater (Year): ..... Davidson (1996)  
Record at Appalachian State (Years): ..... 203-192-2 (7)  
Overall Record (Years): ..... 343-299-3 (11)  
Baseball Office Phone: ..... (828) 262-6097  
Assistant Coaches:  
..... Josh Jordan, (Catawba, 2002)  
..... Chris Moore (Western Carolina, 1999)  
..... Craig Scheffler (Wisconsin-Milwaukee, 1993)

2011 Record: ..... 33-27  
Conference Record (place): ..... 15-15 (6th)  
Home: ..... 10-10  
Away: ..... 11-14  
Neutral: ..... 2-3  
Letterman Returning/Lost: ..... 22/5  
Starters Returning/Lost: ..... 8/1  
Starting Pitchers Returning/Lost: ..... 4/1

Baseball Contact: ..... Mike Flynn  
E-mail: ..... flynnmh@appstate.edu  
Office: ..... (828) 262-2845  
Cell: ..... (828) 964-6406  
Fax: ..... (828) 262-6106  
Website: ..... www.goasu.com

## 2012 Schedule

Date	Opponent	Time	Date	Opponent	Time
F. 17	vs. George Mason %	5:00	<b>A. 8 COLL. OF CHARLESTON*</b>	<b>1:00</b>	
F. 18	vs. Akron %	5:00	A. 10 at Gardner-Webb	6:00	
F. 19	vs. Akron %	12:00	A. 13 at Georgia Southern*	6:00	
F. 24	at LSU	8:00	A. 14 at Georgia Southern*	2:30	
F. 25	at LSU	3:00	A. 15 at Georgia Southern*	1:30	
F. 26	at LSU	12:00	<b>A. 17 EASTERN KENTUCKY</b>	<b>6:00</b>	
F. 28	at North Carolina A&T	3:00	<b>A. 18 EASTERN KENTUCKY</b>	<b>2:00</b>	
<b>M. 2 RIDER</b>	<b>3:00</b>		<b>A. 20 FURMAN*</b>	<b>6:00</b>	
<b>M. 3 RIDER (DH)</b>	<b>2:00</b>		<b>A. 21 FURMAN*</b>	<b>3:00</b>	
<b>M. 4 RIDER</b>	<b>1:00</b>		<b>A. 22 FURMAN*</b>	<b>1:00</b>	
<b>M. 7 DUKE</b>	<b>3:00</b>		<b>A. 24 HIGH POINT</b>	<b>6:00</b>	
<b>M. 9 DAVIDSON*</b>	<b>3:00</b>		A. 27 at Wofford*	6:00	
<b>M. 10 DAVIDSON*</b>	<b>2:00</b>		A. 28 at Wofford*	3:00	
<b>M. 11 DAVIDSON*</b>	<b>1:00</b>		A. 29 at Wofford*	1:00	
M. 13 at Duke	3:00		<b>M. 1 EAST TENNESSEE STATE</b>	<b>6:00</b>	
M. 14 at South Carolina	7:00		<b>M. 4 UNCG*</b>	<b>6:00</b>	
<b>M. 16 THE CITADEL*</b>	<b>3:00</b>		<b>M. 5 UNCG*</b>	<b>3:00</b>	
<b>M. 17 THE CITADEL*</b>	<b>2:00</b>		<b>M. 6 UNCG*</b>	<b>1:00</b>	
<b>M. 18 THE CITADEL*</b>	<b>1:00</b>		M. 11 at Samford*	7:00	
M. 20 at High Point	6:00		M. 12 at Samford*	3:00	
M. 23 at Elon*	6:30		M. 13 at Samford*	2:00	
M. 24 at Elon*	4:00		<b>M. 15 GARDNER-WEBB</b>	<b>6:00</b>	
M. 25 at Elon*	1:30		M. 17 at Western Carolina*	5:00	
<b>M. 27 NORTH CAROLINA A&amp;T</b>	<b>3:00</b>		M. 18 at Western Carolina*	5:00	
<b>M. 31 OAKLAND (DH)</b>	<b>1:00</b>		M. 19 at Western Carolina*	2:00	
<b>A. 1 OAKLAND</b>	<b>1:00</b>		M. 23-27 at SoCon Tournament		
A. 3 at East Tennessee State	7:00		(Fluor Field; Greenville, S.C.)		
<b>A. 6 COLL. OF CHARLESTON*</b>	<b>6:00</b>		* - Southern Conference game		
<b>A. 7 COLL. OF CHARLESTON*</b>	<b>3:00</b>		% - Elon, N.C.		

## 2012 Mountaineers Roster

No.	Name	Pos.	B/T	Ht.	Wt.	Cl.	Hometown/Previous School
1	Brandon Burris	IF	R/R	5-9	160	Fr.	Concord, N.C./Mount Pleasant
3	Nathan Hyatt	RHP	R/R	6-0	180	Jr.	Brevard, N.C./Brevard
4	Hector Crespo	IF	R/R	5-10	175	Jr.	Miami, Fla./Florida Christian
5	Will Helms	LHP	L/L	6-1	170	Sr.	Charlotte, N.C./Providence
6	Josh Wilson	RHP	R/R	5-11	175	Jr.	Edgefield, S.C./Spartanburg Methodist
7	Zach Joyce	LHP	R/L	6-0	180	Jr.	Lexington, N.C./North Davidson
8	Daniel Kassouf	IF	R/R	6-1	230	Sr.	Lexington, N.C./Belmont Abbey
10	Zack Briggs	IF	R/R	6-0	185	Sr.	Lexington, N.C./Central Davidson
11	Jordan Jessup	RHP	R/R	6-0	185	Sr.	Westfield, N.C./Surry C.C.
12	Cal Hardee	IF	R/R	5-11	175	So.	Boone, N.C./Watauga
13	John Kincaid	OF	L/L	6-0	175	Fr.	Charlotte, N.C./Charlotte Christian
15	Alex Leach	IF/OF	L/L	6-4	190	Fr.	Charlotte, N.C./Ardrey Kell
16	Chad Farmer	LHP	L/L	6-0	190	So.	Evans, Ga./Greenbrier
17	Rob Marcello	LHP	L/L	6-3	210	Jr.	Royal Palm Beach, Fla./Indian River State Coll.
18	Luke LaSalle	OF/C	R/R	6-1	215	Fr.	Taylorsville, N.C./Alexander Central
19	William Head	IF/OF	R/R	5-11	170	So.	Asheville, N.C./Asheville
20	Josh Zumbrook	C	R/R	6-1	195	So.	Wilkesboro, N.C./West Wilkes
21	Ryan Arrowood	RHP/OF	R/R	6-3	195	Sr.	Rutherfordton, N.C./R-S Central
22	Preston Troutman	IF/OF	L/R	5-9	175	So.	Rockwell, N.C./East Rowan
23	Michael Pierson	IF/RHP	L/R	6-0	180	Fr.	Coral Springs, Fla./Pine Crest
24	Jeremy Dowdy	C	R/R	6-3	215	Sr.	Raleigh, N.C./Wakefield
25	David Port	RHP	R/R	5-10	175	Sr.	Dunwoody, Ga./Dunwoody
26	Trey Holmes	IF	L/L	6-1	210	Sr.	Rockwell, N.C./Pitt C.C.
28	Tyler Zupcic	OF	R/R	6-2	195	Jr.	Charlotte, N.C./Providence
29	Tyler Jackson	LHP	L/L	6-4	220	Jr.	Jonesville, N.C./Starmount
30	Noah Holmes	IF	L/R	6-0	200	So.	Rockwell, N.C./East Rowan
31	Tyler Tewell	C/OF	L/R	5-11	185	Jr.	Charlotte, N.C./Butler
32	Will Callaway	IF	R/R	6-1	200	Jr.	Greenville, S.C./Young Harris College
33	Grey Wordsworth	RHP	R/R	5-11	175	Fr.	Greenville, N.C./J.H. Rose
34	Tyler Moore	RHP	R/R	6-5	200	Jr.	Banner Elk, N.C./Watauga
35	Derek Brown	C	R/R	6-0	200	Jr.	Siler City, N.C./Jordan Matthews
36	Ryne Frankoff	LHP	L/L	6-2	185	Jr.	Apex, N.C./Apex
37	Jeffrey Springs	LHP	L/L	6-1	160	Fr.	Belmont, N.C./South Point
38	Taylor Thurber	RHP	R/R	5-10	160	Fr.	Mooresville, N.C./Lake Norman
40	Jamie Nunn	RHP	R/R	6-2	185	Fr.	Winston-Salem, N.C./Mount Tabor
42	Seth Grant	RHP	R/R	6-4	215	Sr.	Etowah, N.C./West Henderson
43	Andy Capone	LHP	L/L	6-0	180	So.	Monroe, N.C./Sun Valley
46	Gabe Dimock	C	R/R	5-10	180	Jr.	Greensboro, N.C./Grimley
47	A.J. James	OF	R/R	5-11	175	Fr.	Concord, N.C./Mount Pleasant



## 2011 Results (33-27, 15-15, 6th)

Date	Opponent	Time	Date	Opponent	Time
F. 18	MD-E. SHORE %	W, 4-0	A. 12	at Tennessee	W, 6-5
F. 19	MD-E. SHORE %	W, 13-2	A. 13	GARNDER-WEBB	W, 12-3
F. 20	MD-E. SHORE %	W, 9-0	A. 15	SAMFORD*	W, 4-0
F. 22	at Gardner-Webb	W, 7-0	A. 16	SAMFORD*	L, 5-4
F. 24	at #20 Miami (Fla.)	L, 6-3	A. 17	SAMFORD*	L, 8-3
F. 25	at #20 Miami (Fla.)	W, 7-5	A. 19	PRESBYTERIAN	W, 8-6
F. 26	at #20 Miami (Fla.)	L, 10-0	A. 21	at Davidson*	W, 3-1 (12)
M. 2	at North Carolina A&T	W, 14-4	A. 23	at Davidson*	W, 4-3
M. 4	at The Citadel*	L, 4-0	A. 23	at Davidson*	W, 7-0
M. 5	at The Citadel*	L, 12-4	A. 26	at Radford	L, 3-1
M. 5	at The Citadel*	L, 4-1	A. 27	NORTH CAROLINA A&T	W, 6-1
M. 8	LA SALLE	W, 2-0	M. 4	EAST TENNESSEE STATE	L, 5-3
M. 8	LA SALLE	W, 6-3	M. 7	WESTERN CAROLINA*	W, 10-5
M. 12	ELON*	L, 10-4	M. 8	WESTERN CAROLINA*	W, 10-9
M. 12	ELON*	L, 5-4	M. 9	WESTERN CAROLINA*	L, 13-7
M. 13	ELON*	L, 16-10	M. 11	HIGH POINT	L, 6-5 (10)
M. 15	at High Point	L, 10-6 (5)	M. 13	at College of Charleston*	L, 7-4
M. 18	at UNCG*	L, 5-3	M. 14	at College of Charleston*	W, 8-5
M. 19	at UNCG*	W, 4-2	M. 15	at College of Charleston*	L, 10-7
M. 20	at UNCG*	L, 5-3	M. 17	at #13 North Carolina	L, 7-2
M. 22	UNC ASHEVILLE	W, 9-5	M. 19	GEORGIA SOUTHERN*	W, 11-1
M. 24	CORNELL	W, 8-3	M. 20	GEORGIA SOUTHERN*	W, 8-6
M. 25	CORNELL	L, 5-3	M. 21	GEORGIA SOUTHERN*	L, 12-4
M. 25	CORNELL	W, 8-7	M. 25	vs. Samford &	L, 5-3
M. 29	vs. Wake Forest \$	L, 6-2	M. 26	vs. UNCG &	W, 6-4
A. 1	WOFFORD*	W, 3-1	M. 27	vs. Furman &	W, 5-0
A. 2	WOFFORD*	W, 6-2	M. 28	vs. Samford &	L, 2-1
A. 3	WOFFORD*	W, 6-2	& - SoCon Tournament		
A. 5	NORTH CAROLINA A&T	W, 10-5	(Riley Park; Charleston, S.C.)		
A. 6	at East Tennessee State	L, 9-4	* - Southern Conference game		
A. 8	at Furman*	L, 3-2	% - Forest City, N.C.		
A. 9	at Furman*	W, 10-2	\$ - Hickory, N.C.		
A. 10	at Furman*	W, 3-2			



## Head Coach Chris Pollard

Alma Mater (Year):.....Davidson (1996)

Coaching:.....Head coach, Pfeiffer, 2000-04

Head coach, Appalachian State, 2004-pres.

Record at ASU (Years): .....203-192-2 (7)

Overall record (Years): .....343-299-3 (11)



Jim and Bettie Smith Stadium

## 2011 Statistics

Batting	AVG	GP	GS	AB	R	H	2B	3B	HR	RBI	TB	SLG%	BB	HBP	SO	GDP	OB%	SF	SH	SB	ATT	PO	A	E	FLD%
Tyler Zupcic	.350	57	57	220	47	77	14	0	3	29	100	.455	32	3	26	5	.434	3	3	15	20	133	5	1	.993
Jack Myers	.317	57	57	224	30	71	10	0	0	26	81	.362	22	1	19	10	.379	1	5	19	24	114	2	1	.991
Hector Crespo	.316	58	58	190	42	60	8	3	1	25	77	.405	38	2	29	6	.429	3	3	18	26	104	145	5	.980
Trey Holmes	.298	60	60	238	33	71	16	0	6	45	105	.441	19	2	44	8	.350	4	3	12	17	517	40	4	.993
Zack Briggs	.293	60	58	208	30	61	16	1	5	32	94	.452	19	3	57	5	.356	3	4	2	6	40	99	16	.897
Preston Troutman	.275	48	40	138	25	38	5	3	0	16	49	.355	25	3	27	3	.395	1	2	3	7	67	5	1	.986
Daniel Kassouf	.259	45	42	147	19	38	7	0	8	27	69	.469	21	7	39	4	.375	1	2	0	0	2	0	0	1.000
Jeremy Dowdy	.228	56	54	193	33	44	13	0	1	26	60	.311	32	0	25	10	.335	2	1	2	2	330	40	7	.981
Will Callaway	.295	40	34	132	26	39	7	3	2	16	58	.439	10	1	25	2	.345	2	1	7	7	55	98	8	.950
Doug Jones	.266	44	30	94	19	25	1	0	0	10	26	.277	12	0	23	1	.349	0	1	9	9	62	84	9	.942
Tyler Tewell	.258	30	25	97	13	25	2	1	2	16	35	.361	6	2	14	5	.311	1	3	0	4	81	11	0	1.000
Lawrence Pardo	.241	17	7	29	5	7	2	0	1	4	12	.414	7	0	7	0	.389	0	0	0	1	10	11	0	.955
Noah Holmes	.190	14	5	21	4	4	1	0	0	0	5	.238	6	0	11	0	.370	0	0	0	0	4	9	3	.813
Jason Wallace	.172	16	5	29	2	5	2	0	0	5	7	.241	4	0	10	1	.257	2	0	1	1	6	0	1	.857
Derek Brown	.167	8	1	6	0	1	0	1	0	2	3	.500	4	0	3	0	.500	0	0	0	0	13	0	1	.929
Ryan Arrowood	.130	7	7	23	2	3	1	0	0	2	4	.174	3	0	6	0	.222	1	0	1	1	9	14	3	.885
Josh Zumbrook	.000	3	0	3	0	0	0	0	0	0	0	.000	0	0	2	0	.000	0	0	0	0	3	1	0	1.000
Cal Hardee	.000	4	0	2	0	0	0	0	0	1	0	.000	0	0	1	0	.000	1	0	0	0	1	1	0	1.000
William Head	.000	1	0	0	0	0	0	0	0	0	0	.000	0	0	0	0	.000	0	0	0	0	0	0	0	.000
<b>Totals</b>	<b>.285</b>	<b>60</b>	<b>60</b>	<b>1994</b>	<b>330</b>	<b>569</b>	<b>105</b>	<b>12</b>	<b>29</b>	<b>282</b>	<b>785</b>	<b>.394</b>	<b>260</b>	<b>24</b>	<b>368</b>	<b>60</b>	<b>.370</b>	<b>25</b>	<b>28</b>	<b>89</b>	<b>125</b>	<b>1569</b>	<b>639</b>	<b>68</b>	<b>.970</b>
<b>Opponents</b>	<b>.260</b>	<b>60</b>	<b>60</b>	<b>1947</b>	<b>287</b>	<b>506</b>	<b>103</b>	<b>22</b>	<b>31</b>	<b>259</b>	<b>746</b>	<b>.383</b>	<b>236</b>	<b>54</b>	<b>415</b>	<b>44</b>	<b>.352</b>	<b>27</b>	<b>38</b>	<b>45</b>	<b>67</b>	<b>1551</b>	<b>660</b>	<b>95</b>	<b>.959</b>
Pitching	ERA	W	L	APP	GS	CG	SHO	CBO	SV	IP	H	R	ER	BB	SO	2B	3B	HR	AB	B/Avg	WP	HBP	BK	SFA	SHA
Ryan Arrowood	2.96	8	3	19	15	1	1	3	0	94.1	93	32	31	31	83	15	3	4	357	.261	10	6	0	3	6
Nathan Hyatt	4.26	6	5	16	14	0	0	1	0	88.2	84	50	42	56	70	15	4	5	315	.267	6	4	0	7	12
Seth Grant	5.28	5	9	16	14	1	1	2	0	87.0	79	57	51	28	66	18	3	6	322	.245	8	11	1	5	4
Tyler Moore	0.69	1	0	12	0	0	0	0	0	13.0	4	1	1	7	9	1	1	1	40	.100	0	0	1	1	0
David Port	2.33	2	0	29	0	0	0	0	3	38.2	31	12	10	9	16	3	1	3	135	.230	2	1	0	5	5
Ryne Frankoff	3.19	1	2	14	7	0	0	0	0	36.2	34	18	13	13	20	9	0	1	135	.252	1	8	1	1	0
Adam Camara	4.50	0	0	2	0	0	0	0	0	2.0	1	1	1	2	3	0	0	0	7	.143	2	0	0	0	0
Taylor Miller	4.76	2	2	26	0	0	0	3	12	34.0	38	18	18	9	45	9	1	1	135	.281	4	4	0	1	3
Will Helms	5.00	4	0	33	0	0	0	3	0	18.0	25	10	10	11	16	5	0	2	73	.342	0	1	0	1	2
Chad Farmer	5.08	2	2	21	2	0	0	1	0	33.2	26	20	19	20	38	9	1	3	123	.211	6	1	0	2	2
Zach Joyce	5.51	0	1	19	0	0	0	0	0	16.1	21	10	10	11	14	2	1	1	65	.323	1	0	2	0	1
Lawrence Pardo	6.54	2	3	12	8	0	0	0	0	42.2	46	38	31	27	26	14	4	3	167	.275	3	6	1	1	2
Tyler Jackson	7.71	0	0	5	0	0	0	1	0	7.0	8	6	6	7	5	2	1	0	27	.296	1	1	0	0	1
Kurt Frisbee	8.31	0	0	5	0	0	0	0	0	4.1	3	4	4	3	2	0	0	1	14	.214	0	2	0	0	0
Jordan Jessup	13.50	0	0	7	0	0	0	1	0	6.2	13	10	10	2	2	1	2	0	32	.406	3	9	0	0	0
<b>Totals</b>	<b>4.42</b>	<b>33</b>	<b>27</b>	<b>60</b>	<b>60</b>	<b>2</b>	<b>7</b>	<b>5</b>	<b>15</b>	<b>523.0</b>	<b>506</b>	<b>287</b>	<b>257</b>	<b>236</b>	<b>415</b>	<b>103</b>	<b>22</b>	<b>31</b>	<b>1947</b>	<b>.260</b>	<b>47</b>	<b>54</b>	<b>6</b>	<b>27</b>	<b>38</b>
<b>Opponents</b>	<b>4.68</b>	<b>27</b>	<b>33</b>	<b>60</b>	<b>60</b>	<b>1</b>	<b>2</b>	<b>2</b>	<b>12</b>	<b>517.0</b>	<b>569</b>	<b>330</b>	<b>269</b>	<b>260</b>	<b>368</b>	<b>105</b>	<b>22</b>	<b>29</b>	<b>1994</b>	<b>.285</b>	<b>50</b>	<b>24</b>	<b>5</b>	<b>25</b>	<b>28</b>





**Dr. P. George Benson**  
President



**Joe Hull**  
Director of Athletics



**Dr. Vince Benigni**  
Faculty Athletics Rep.



**Laura Lageman**  
Senior Woman Administrator



**Will Bryan**  
Baseball SID

## Quick Facts

Location: ..... Charleston, S.C.  
Founded: ..... 1770  
Enrollment: ..... 11,617  
Nickname: ..... Cougars  
Colors: ..... Maroon and White  
President: ..... Dr. P. George Benson  
Director of Athletics: ..... Joe Hull  
Stadium (capacity): ..... Patriots Point (2,000)  
Press Box Phone: ..... (843) 953-9141

Head Coach: ..... Monte Lee  
Alma Mater (Year): ..... College of Charleston (2000)  
Record at College of Charleston (Years): ..... 118-63 (3)  
Overall Record (Years): ..... 118-63 (3)  
Baseball Office Phone: ..... (843) 953-5916  
Assistant Coaches:  
..... Chris Morris (College of Charleston, 2005)  
..... Matt Heath (LSU, 2002)  
..... Brent Walsh

2011 Record: ..... 39-22  
Conference Record (place): ..... 18-12 (3rd-tie)  
Home: ..... 24-12  
Away: ..... 12-8  
Neutral: ..... 3-2  
Letterman Returning/Lost: ..... 17/16  
Starters Returning/Lost: ..... 3/6  
Starting Pitchers Returning/Lost: ..... 5/0

Baseball Contact: ..... Will Bryan  
E-mail: ..... bryanc1@cofc.edu  
Office: ..... (843) 953-5465  
Cell: ..... (843) 819-7429  
Fax: ..... (843) 953-6534  
Website: ..... www.cofcsports.com

## 2012 Schedule

Date	Opponent	Time	Date	Opponent	Time
F. 17	at South Alabama	7:30	A. 4	<b>SOUTH CAROLINA</b>	<b>6:00</b>
F. 18	at South Alabama	3:00	A. 6	at Appalachian State*	6:00
F. 19	at South Alabama	2:00	A. 7	at Appalachian State*	3:00
F. 24	<b>RHODE ISLAND %</b>	<b>5:00</b>	A. 8	at Appalachian State*	1:00
F. 25	<b>CONNECTICUT %</b>	<b>5:00</b>	A. 10	<b>WINTHROP</b>	<b>6:00</b>
F. 26	<b>XAVIER %</b>	<b>3:00</b>	A. 13	<b>SAMFORD*</b>	<b>6:00</b>
F. 28	at Jacksonville	4:00	A. 14	<b>SAMFORD*</b>	<b>3:00</b>
M. 2	<b>ELON*</b>	<b>6:00</b>	A. 15	<b>SAMFORD*</b>	<b>1:00</b>
M. 3	<b>ELON*</b>	<b>3:00</b>	A. 17	at South Carolina	7:00
M. 4	<b>ELON*</b>	<b>1:00</b>	A. 20	<b>THE CITADEL*</b>	<b>6:00</b>
M. 6	<b>TOLEDO</b>	<b>6:00</b>	A. 21	<b>THE CITADEL*</b>	<b>3:00</b>
M. 7	at Winthrop	6:00	A. 22	<b>THE CITADEL*</b>	<b>1:00</b>
M. 9	at Furman*	6:00	A. 27	at Western Carolina*	5:00
M. 10	at Furman*	4:00	A. 28	at Western Carolina*	2:00
M. 11	at Furman*	1:00	A. 29	at Western Carolina*	1:00
M. 13	<b>UNC WILMINGTON</b>	<b>6:00</b>	M. 5	at Clemson	6:30
M. 14	at Coastal Carolina	4:00	M. 6	at Clemson	6:30
M. 16	<b>WOFFORD*</b>	<b>6:00</b>	M. 7	at Clemson	4:00
M. 17	<b>WOFFORD*</b>	<b>3:00</b>	M. 8	<b>SAVANNAH STATE</b>	<b>6:00</b>
M. 18	<b>WOFFORD*</b>	<b>1:00</b>	M. 11	<b>UNC ASHEVILLE</b>	<b>6:00</b>
M. 20	at UNC Wilmington	6:30	M. 12	<b>UNC ASHEVILLE</b>	<b>3:00</b>
M. 21	at Charleston Southern	3:00	M. 13	<b>UNC ASHEVILLE</b>	<b>1:00</b>
M. 23	<b>DAVIDSON*</b>	<b>6:00</b>	M. 15	<b>COASTAL CAROLINA</b>	<b>6:00</b>
M. 24	<b>DAVIDSON*</b>	<b>3:00</b>	M. 17	at UNCG*	6:00
M. 25	<b>DAVIDSON*</b>	<b>1:00</b>	M. 18	at UNCG*	6:00
M. 27	<b>CHARLESTON SOUTHERN</b>	<b>6:00</b>	M. 19	at UNCG*	1:00
M. 28	<b>JACKSONVILLE</b>	<b>6:00</b>	M. 23-27	at SoCon Tournament	
M. 30	at Georgia Southern*	6:00		(Fluor Field; Greenville, S.C.)	
M. 31	at Georgia Southern*	2:30		% - Cougar Invitational	
A. 1	at Georgia Southern*	1:30		* - Southern Conference game	

## 2012 Cougars Roster

No.	Name	Pos.	B/T	Ht.	Wt.	Cl.	Hometown/Previous School
1	Devon Reed	IF/OF	R/R	5-10	150	Fr.	Lincoln, Del./Milford
2	Gunnar Heidt	IF	R/R	6-0	180	Fr.	Garden City, S.C./St. James
3	Brandon Glazer	IF	R/R	6-1	184	So.	Hagerstown, Md./Clear Spring
4	Aaron Collazo	IF	R/R	5-9	163	Fr.	San Antonio, Texas/Lady Bird Johnson
5	Blake Ross	RHP/OF	R/R	5-9	180	So.	Evans, Ga./Greenbrier
6	Rob Harding	IF/RHP	R/R	6-0	210	Sr.	Columbia, S.C./Spartanburg Methodist
7	Marty Gantt	OF/LHP	R/L	5-9	167	Sr.	North Augusta, S.C./Spartanburg Methodist
9	Jimmy Revan	LHP	L/L	5-10	175	Jr.	Boiling Springs, S.C./Spartanburg Methodist
10	Brandon Murray	OF	L/R	5-10	200	So.	Nassau, Bahamas/Trinity Christian
11	Jimmy Holton	C	R/R	6-0	186	So.	West Palm Beach, Fla./Cardinal Newman
12	Bradley Goodson	IF	R/R	6-1	175	Jr.	Jacksonville, Fla./Central Florida CC
14	Ryan Welke	C	R/R	6-4	225	Jr.	Tallahassee, Fla./Northwest Fla. State
15	Morgan Phillips	IF/OF	R/R	6-1	192	Fr.	New York, N.Y./Frederick Douglass Academy
17	Tyler Jackson	IF	L/R	6-0	215	Jr.	Bishopville, S.C./Spartanburg Methodist
18	Davis Richardson	C	S/R	6-3	196	Fr.	Kennesaw, Ga./North Cobb Christian
19	Josh Renfro	LHP	L/L	5-10	196	Sr.	Bradenton, Fla./Manatee C.C.
20	Christian Powell	RHP	L/R	6-4	219	Jr.	Greenwood, S.C./Greenwood
21	Derrick Smith	RHP	R/R	5-8	170	Jr.	Lexington, S.C./USC-Lancaster
22	Matt Pegler	RHP	R/R	6-0	197	Jr.	Greenville, S.C./Riverside
23	David Peterson	RHP	R/R	6-4	214	Sr.	Walnut Creek, Calif./Los Lomas
24	Cody Martin	IF	L/R	6-2	215	Jr.	Marianna, Fla./Spartanburg Methodist
25	Griffin Jones	RHP	R/R	6-5	225	Jr.	Shelby Township, Mich./Pitt C.C.
27	Nick Osterman	RHP	R/R	5-10	186	Sr.	Goose Creek, S.C./Stratford
28	Drew Freie	RHP	R/R	6-0	175	Jr.	Wilton, Iowa/Des Moines Area C.C.
29	Ryan West	RHP	R/R	6-1	210	Sr.	Richmond, Va./Louisburg J.C.
30	Jake Zokan	LHP	L/L	6-1	190	Jr.	Columbia, S.C./Spring Valley
31	Ryan Walker	LHP	L/L	6-4	210	Jr.	Hillsborough, N.C./UNC Wilmington
32	Daniel Aldrich	OF	L/R	6-1	210	So.	Mt. Pleasant, S.C./Wando
33	Dre Watts	RHP/OF	L/R	6-0	208	Jr.	Laurens, S.C./Laurens
34	Taylor Alvarez	RHP	L/R	6-3	195	Fr.	Chapin, S.C./Chapin
35	Will Dorton	RHP	R/R	6-3	190	Fr.	Lugoff-Elgin, S.C./Lugoff-Elgin
36	Lee Harrison	RHP	R/R	6-3	175	Fr.	Charlotte, N.C./Charlotte Country Day
38	Kyle Owings	RHP	R/R	6-1	214	Sr.	Gilbert, S.C./Spartanburg Methodist
41	Sam Wood	LHP	L/L	6-4	240	Fr.	Charleston, W.Va./Charleston Catholic Prep
45	Taylor Blanton	RHP	R/R	6-1	200	Jr.	Spartanburg, S.C./Boiling Springs



## 2011 Results (39-22, 18-12, 3rd-tie)

Date	Opponent	Time	Date	Opponent	Time
F. 18	KENTUCKY	W, 11-6	A. 12	at Charleston Southern	W, 10-9
F. 19	MIAMI (OH)	W, 6-2	A. 13	CHARLESTON SOUTHERN	L, 4-3
F. 20	MARSHALL	W, 8-6	A. 15	at Elon*	L, 5-1
F. 22	UNC WILMINGTON	W, 5-4 (12)	A. 16	at Elon*	L, 5-4
F. 25	YOUNGSTOWN STATE	W, 14-1	A. 17	at Elon*	W, 4-1
F. 26	YOUNGSTOWN STATE	W, 15-0	A. 19	#2 SOUTH CAROLINA	L, 8-3
F. 27	YOUNGSTOWN STATE	W, 6-2	A. 20	at USC Upstate	W, 10-6
M. 1	at Jacksonville	W, 9-5	A. 22	FURMAN*	W, 10-6
M. 2	#27 COASTAL CAROLINA	L, 12-3	A. 23	FURMAN*	W, 9-6
M. 4	WESTERN KENTUCKY	W, 7-5	A. 24	FURMAN*	W, 13-12
M. 5	#25 AUBURN	L, 7-4	A. 29	at Wofford*	W, 8-5
M. 6	NEW YORK TECH	W, 24-4	A. 30	at Wofford*	W, 24-6
M. 8	USC UPSTATE	W, 4-0	M. 1	at Wofford*	W, 7-5
M. 9	BALL STATE	W, 12-1	M. 6	UNCG*	L, 5-4 (11)
M. 11	at Davidson*	W, 4-2	M. 7	UNCG*	W, 6-5
M. 12	at Davidson*	L, 8-3	M. 8	UNCG*	L, 9-6
M. 13	at Davidson*	W, 13-2	M. 10	THE CITADEL	W, 7-1
M. 16	JACKSONVILLE	W, 8-4	M. 13	APPALACHIAN STATE*	W, 7-4
M. 18	SOUTHERN MISSISSIPPI	L, 7-2	M. 14	APPALACHIAN STATE*	L, 8-5
M. 19	#19 CONNECTICUT	L, 3-1	M. 15	APPALACHIAN STATE*	W, 10-7
M. 20	RHODE ISLAND	L, 3-2	M. 17	PRESBYTERIAN	W, 9-5
M. 22	at #4 South Carolina	L, 24-4	M. 19	at Samford*	W, 11-8
M. 25	GEORGIA SOUTHERN*	L, 11-7	M. 20	at Samford*	L, 4-1
M. 26	GEORGIA SOUTHERN*	W, 3-2	M. 21	at Samford*	L, 6-5
M. 27	GEORGIA SOUTHERN*	L, 7-1	M. 25	vs. Georgia Southern &	L, 4-2
M. 30	at UNC Wilmington	PPD	M. 26	vs. Elon &	W, 4-3
A. 1	WESTERN CAROLINA*	W, 6-3	M. 27	vs. Western Carolina &	W, 4-2
A. 2	WESTERN CAROLINA*	W, 15-8	M. 28	vs. Georgia Southern &	W, 9-1
A. 3	WESTERN CAROLINA*	W, 15-3	M. 28	vs. Georgia Southern &	L, 7-6
A. 6	at UNC Wilmington	W, 6-5	& - SoCon Tournament		
A. 8	at The Citadel*	L, 6-2	(Riley Park; Charleston, S.C.)		
A. 9	at The Citadel*	L, 17-14	* - Southern Conference game		
A. 10	at The Citadel*	W, 10-5			



### Head Coach Monte Lee

Alma Mater (Year): Coll. of Charleston (2000)

#### Coaching:

Head coach, College of Charleston, 2009-pres.

Record at CofC (Years): ..... 118-63 (3)

Overall record (Years): ..... 118-63 (3)



Patriots Point Stadium

## 2011 Statistics

Batting	AVG	GP	GS	AB	R	H	2B	3B	HR	RBI	TB	SLG%	BB	HBP	SO	GDP	OB%	SF	SH	SB	ATT	PO	A	E	FLD%
Daniel Aldrich	.347	59	58	222	43	77	17	2	22	73	164	.739	18	6	59	5	.399	7	0	1	1	91	3	5	.949
Matt Leeds	.345	60	60	232	66	80	18	2	18	80	156	.672	39	8	61	1	.447	5	0	8	9	82	113	11	.947
Marty Gantt	.329	61	61	237	63	78	15	3	7	44	120	.506	55	9	38	5	.469	2	3	25	30	303	30	5	.985
Rob Kral	.319	61	61	213	62	68	17	1	11	48	120	.563	61	3	30	2	.471	3	2	6	8	164	14	11	.942
Cole Rakar	.307	61	61	238	55	73	13	0	4	28	98	.412	25	12	24	6	.391	6	4	16	22	130	6	0	1.000
Robert Harding	.289	49	37	142	25	41	7	0	0	15	48	.338	14	9	11	1	.388	0	4	2	3	73	105	12	.937
Jose Rodriguez	.286	61	61	245	39	70	14	0	11	51	117	.478	23	6	54	6	.356	4	0	1	1	236	8	8	.968
Jamie Holler	.252	61	61	222	38	56	12	1	2	24	76	.342	17	8	45	1	.325	2	7	8	8	106	147	16	.941
Kolby Epley	.375	18	5	24	7	9	0	0	1	4	12	.500	2	0	1	1	.407	1	1	0	0	0	0	0	.000
Brandon Murray	.290	21	5	31	6	9	1	1	1	4	15	.484	3	0	10	0	.343	1	0	0	0	2	1	0	1.000
Jesse Mesa	.275	37	31	109	13	30	5	2	1	18	42	.385	9	5	20	2	.349	3	0	6	8	73	64	8	.945
Dre Watts	.219	19	6	32	4	7	2	0	0	5	9	.281	4	0	11	0	.297	1	0	0	0	3	2	1	.833
Ross Hanna	.200	5	1	5	2	1	0	0	0	1	1	.200	1	2	1	0	.500	0	0	0	0	17	1	1	.947
Robert Pritchett	.185	37	19	65	10	12	4	0	2	8	22	.338	15	2	21	0	.349	1	2	0	0	159	17	3	.983
Jimmy Holton	.180	33	18	50	5	9	5	0	0	3	14	.280	5	1	15	0	.263	1	2	0	0	136	21	2	.987
Ryan Daniels	.172	26	4	29	1	5	3	0	0	6	8	.276	3	1	6	2	.250	3	0	0	0	33	2	0	1.000
Blake Ross	.167	20	0	6	3	1	1	0	0	0	2	.333	0	0	4	0	.167	0	0	0	2	2	0	1	.667
Brandon Glazer	.143	9	0	7	3	1	0	0	1	3	4	.571	1	0	4	0	.250	0	0	0	0	2	3	0	1.000
Waymon Hurd	.000	6	0	5	1	0	0	0	0	0	0	.000	2	0	2	0	.286	0	0	0	0	3	3	1	.857
Kyle Owings	.000	1	0	1	0	0	0	0	0	0	0	.000	0	0	1	0	.000	0	0	0	0	0	8	1	.889
Travis Stewart	.000	1	0	1	0	0	0	0	0	1	0	.000	0	0	0	0	.000	0	0	0	0	0	0	0	.000
Casey Lucchese	.000	1	0	1	0	0	0	0	0	0	0	.000	0	0	0	0	.000	0	0	0	0	3	14	1	.944
<b>Totals</b>	<b>.296</b>	<b>61</b>	<b>61</b>	<b>2117</b>	<b>446</b>	<b>627</b>	<b>134</b>	<b>12</b>	<b>81</b>	<b>416</b>	<b>1028</b>	<b>.486</b>	<b>297</b>	<b>72</b>	<b>418</b>	<b>32</b>	<b>.394</b>	<b>40</b>	<b>25</b>	<b>73</b>	<b>92</b>	<b>1635</b>	<b>629</b>	<b>95</b>	<b>.960</b>
<b>Opponents</b>	<b>.269</b>	<b>61</b>	<b>61</b>	<b>2087</b>	<b>332</b>	<b>561</b>	<b>115</b>	<b>20</b>	<b>24</b>	<b>294</b>	<b>788</b>	<b>.378</b>	<b>211</b>	<b>82</b>	<b>467</b>	<b>39</b>	<b>.357</b>	<b>15</b>	<b>66</b>	<b>79</b>	<b>95</b>	<b>1588</b>	<b>513</b>	<b>75</b>	<b>.966</b>
Pitching	ERA	W	L	APP	GS	CG	SHO	CBO	SV	IP	H	R	ER	BB	SO	2B	3B	HR	AB	B/Avg	WP	HBP	BK	SFA	SHA
Christian Powell	3.09	8	1	16	12	0	0	2	0	81.2	69	37	28	29	63	13	2	3	297	.232	3	10	0	3	11
Josh Renfro	3.66	9	3	15	15	1	0	1	0	96.0	95	49	39	21	77	23	4	2	358	.265	1	12	1	5	17
David Peterson	4.52	5	6	15	15	0	0	0	0	87.2	103	58	44	29	56	12	3	4	341	.302	4	19	5	1	15
Cameron Holmes	0.00	0	0	1	0	0	0	0	0	0.2	0	0	0	2	1	0	0	0	2	.000	0	0	0	0	0
Jake Zokan	3.54	4	2	21	4	0	0	1	0	40.2	35	18	16	16	41	8	1	2	156	.224	4	2	0	1	0
Josh Salay	3.77	1	1	4	4	0	0	0	0	14.1	11	10	6	7	9	3	0	0	50	.220	1	3	0	0	2
Casey Lucchese	3.95	3	2	24	2	0	0	0	7	43.1	40	21	19	26	48	5	1	2	153	.261	12	5	1	1	6
Matt Pegler	4.30	2	1	21	1	0	0	1	1	29.1	36	19	14	5	28	5	3	1	121	.298	2	4	0	1	5
Kyle Owings	4.46	1	3	24	0	0	0	1	8	36.1	34	19	18	17	35	9	1	1	137	.248	9	4	4	1	3
Nick Osterman	4.50	0	0	14	0	0	0	0	2	22.0	24	14	11	12	29	9	0	1	88	.273	4	5	1	1	2
Blake Ross	4.50	0	0	3	0	0	0	0	0	2.0	2	2	1	5	3	1	0	0	9	.222	0	0	0	0	0
Robert Jeroszko	5.28	4	3	9	8	0	0	0	0	46.0	57	39	27	9	35	10	1	4	187	.305	5	9	0	1	2
Dre Watts	6.39	1	0	15	0	0	0	0	1	25.1	27	19	18	20	23	12	0	1	97	.278	4	6	1	0	3
Robert Harding	7.59	1	0	9	0	0	0	2	0	10.2	13	9	9	6	6	3	2	1	45	.289	2	2	0	0	0
Marty Gantt	9.00	0	0	5	0	0	0	0	1	5.0	9	10	5	3	9	0	2	2	26	.346	1	1	0	0	0
Travis Stewart	15.43	0	0	2	0	0	0	0	0	2.1	4	5	4	1	3	2	0	0	12	.333	0	0	0	0	0
Ronald Pena	16.20	0	0	2	0	0	0	0	0	1.2	2	3	3	3	1	0	0	0	8	.250	0	0	0	0	0
<b>Totals</b>	<b>4.28</b>	<b>39</b>	<b>22</b>	<b>61</b>	<b>61</b>	<b>1</b>	<b>2</b>	<b>2</b>	<b>20</b>	<b>545.0</b>	<b>561</b>	<b>332</b>	<b>259</b>	<b>211</b>	<b>467</b>	<b>115</b>	<b>20</b>	<b>24</b>	<b>2087</b>	<b>.269</b>	<b>52</b>	<b>82</b>	<b>13</b>	<b>15</b>	<b>66</b>
<b>Opponents</b>	<b>6.66</b>	<b>22</b>	<b>39</b>	<b>61</b>	<b>61</b>	<b>2</b>	<b>0</b>	<b>0</b>	<b>12</b>	<b>529.1</b>	<b>627</b>	<b>446</b>	<b>392</b>	<b>297</b>	<b>418</b>	<b>134</b>	<b>12</b>	<b>81</b>	<b>2117</b>	<b>.296</b>	<b>48</b>	<b>72</b>	<b>7</b>	<b>40</b>	<b>25</b>





**Lt Gen John W. Rosa, Jr.**  
President



**Larry W. Leckonby**  
Director of Athletics



**Dr. Chip Taylor**  
Faculty Athletics Rep.



**Kelly Simpson**  
Senior Woman Administrator



**Steve Rudnicki**  
Baseball SID

## Quick Facts

Location: ..... Charleston, S.C.  
Founded: ..... 1842  
Enrollment: ..... 2,139  
Nickname: ..... Bulldogs  
Colors: ..... Citadel Blue and White  
President: ..... Lt Gen John W. Rosa, Jr.  
Director of Athletics: ..... Larry Leckonby  
Stadium (capacity): ... Joseph P. Riley, Jr. Park (6,000)  
Press Box Phone: ..... (843) 965-4151

Head Coach: ..... Fred Jordan  
Alma Mater (Year): ..... The Citadel (1979)  
Record at The Citadel (Years): ..... 686-508 (20)  
Overall Record (Years): ..... 686-508 (20)  
Baseball Office Phone: ..... (843) 953-5285  
Assistant Coaches:  
..... David Beckley (The Citadel, 1996)  
..... Britt Reames (The Citadel, 1996)  
..... Adam Vrable (Coastal Carolina, 2007)

2011 Record: ..... 20-36  
Conference Record (place): ..... 8-22 (11th)  
Home: ..... 17-18  
Away: ..... 3-18  
Neutral: ..... 0-0  
Letterman Returning/Lost: ..... 18/11  
Starters Returning/Lost: ..... 5/3  
Pitchers Returning/Lost: ..... 8/4

Baseball Contact: ..... Steve Rudnicki  
E-mail: ..... [steve.rudnicki@citadel.edu](mailto:steve.rudnicki@citadel.edu)  
Office: ..... (843) 953-5120  
Cell: ..... (843) 814-1021  
Fax: ..... (843) 953-6727  
Website: ..... [www.citadelsports.com](http://www.citadelsports.com)

## 2012 Schedule

Date	Opponent	Time	Date	Opponent	Time
F. 17	TOWSON %	4:00	A. 7	at Samford*	3:00
F. 18	RICHMOND %	11:00 AM	A. 8	at Samford*	2:00
F. 19	LIBERTY %	2:00	A. 10	at South Carolina	7:00
F. 23	DELAWARE	6:00	A. 11	at Coastal Carolina	6:00
F. 24	DELAWARE	6:00	A. 13	UNCG*	6:00
F. 25	DELAWARE	2:00	A. 14	UNCG*	2:00
F. 26	DELAWARE	1:00	A. 15	UNCG*	1:00
M. 1	COLUMBIA	5:00	A. 17	at Winthrop	6:00
M. 3	COLUMBIA (DH)	12:00	A. 20	at College of Charleston*	6:00
M. 4	COLUMBIA	1:00	A. 21	at College of Charleston*	3:00
M. 6	USC UPSTATE	6:00	A. 22	at College of Charleston*	1:00
M. 9	WESTERN CAROLINA*	6:00	A. 27	GEORGIA SOUTHERN*	6:00
M. 10	WESTERN CAROLINA*	2:00	A. 28	GEORGIA SOUTHERN*	2:00
M. 11	WESTERN CAROLINA*	1:00	A. 29	GEORGIA SOUTHERN*	1:00
M. 14	WINTHROP	6:00	M. 1	NORTH FLORIDA	6:00
M. 16	at Appalachian State*	3:00	M. 2	NORTH FLORIDA	3:00
M. 17	at Appalachian State*	2:00	M. 4	at Davidson*	TBA
M. 18	at Appalachian State*	1:00	M. 6	at Davidson*	TBA
M. 20	CHARLESTON SOUTHERN	6:00	M. 8	at USC Upstate	6:00
M. 23	at Minnesota	7:35	M. 11	FURMAN*	6:00
M. 24	at Minnesota	3:05	M. 12	FURMAN*	2:00
M. 25	at Minnesota	2:05	M. 13	FURMAN*	1:00
M. 27	SOUTH CAROLINA	7:00	M. 16	at Elon*	6:30
M. 30	WOFFORD*	6:00	M. 17	at Elon*	6:30
M. 31	WOFFORD*	2:00	M. 18	at Elon*	1:30
A. 1	WOFFORD*	1:00	M. 23-27	at SoCon Tournament	
A. 3	COASTAL CAROLINA	6:00		(Fluor Field; Greenville, S.C.)	
A. 4	at Charleston Southern	3:00	%	- The Citadel Memorial Challenge	
A. 6	at Samford*	7:00	*	- Southern Conference game	

## 2012 Bulldogs Roster

No.	Name	Pos.	B/T	Ht.	Wt.	Cl.	Hometown/Previous School
1	Drew DeKerlegand	3B	L/R	5-9	180	So.	Pearland, Texas/Pearland
2	Justin Mackert	OF/1B	R/R	6-0	205	Sr.	Cleveland, Ohio/St. Ignatius
3	Charles Flowers	OF	S/R	5-8	170	So.	Silver Spring, Md./St. John's Prep
4	Johnathan Stokes	INF	R/R	5-9	160	Fr.	Cheraw, S.C./Cheraw
5	Austin Pritcher	RHP	R/R	6-1	180	Jr.	Charleston, S.C./James Island
6	Zach Brownlee	RHP	L/R	6-1	180	RFr.	St. George, S.C./Holly Hill Academy
7	Logan Cribb	LHP	L/L	5-9	160	So.	Rock Hill, S.C./Rock Hill
8	Nick Orvin	OF	R/R	5-11	180	Sr.	Moncks Corner, S.C./Berkeley
9	Robert Moody	INF	R/R			Fr.	Charleston, S.C./James Island
10	Bailey Rush	INF	L/R	6-0	175	Fr.	West End, N.C./Pinecrest
11	Bryce Hines	RHP	R/R	6-2	185	So.	Hanahan, S.C./Hanahan
12	Corey Smith	C	S/R	5-10	180	Fr.	Concord, N.C./Concord
13	Ryan Kilgallen	C	R/R	6-2	160	RFr.	Goose Creek, S.C./Stratford
14	Hayden Hendry	OF	R/R	6-2	180	Fr.	Clover, S.C./Clover
15	Zach Sherrill	3B/P	R/R	6-3	210	Fr.	Sumter, S.C./Wilson Hall
16	Kevin Connell	LHP/1B	L/L	6-3	225	Fr.	Gray, Tenn./Daniel Boone
17	Joe Jackson	C/1B	L/R	6-1	180	So.	Mauldin, S.C./Mauldin
18	Calvin Orth	1B/3B	R/R	6-1	185	So.	Jacksonville, Fla./Episcopal
19	Chris Andrews	RHP	R/R			Fr.	Lexington, S.C./White Knoll
20	Mason Davis	INF	S/R	5-9	160	Fr.	Conyers, Ga./Redan
21	Ryne Hardwick	C/OF	R/R	6-2	190	RJr.	Conway, S.C./Conway
22	Bo Thompson	1B/DH	R/R	5-10	235	Fr.	Mauldin, S.C./JL Mann
23	TJ Clarkson	RHP	R/R	6-2	190	Sr.	Coral Springs, Fla./Coral Springs
24	Connor Walsh	LHP	L/L	6-3	185	Fr.	Jupiter, Fla./Jupiter
25	Tyler Griffin	OF	S/R	6-1	185	So.	Hawthorne, Fla./Gainesville
27	Damon Ardis	3B/RHP	R/R	6-3	215	Sr.	Goose Creek, S.C./Stratford
28	James Reeves	LHP	L/R	6-2	175	Fr.	Summerville, S.C./Ashley Ridge
29	G Coleman	OF	R/R	6-1	180	RFr.	Winnboro, S.C./Richard Winn
30	Brett Tompkins	RHP	R/R	6-6	245	Fr.	Greenville, S.C./Riverside
31	Hughston Armstrong	OF	L/L	5-8	150	So.	Columbia, S.C./Ridge View
32	Ryan Hines	RHP	R/R	5-11	215	Jr.	Hanahan, S.C./Hanahan
33	Ross White	LHP	L/L	6-0	170	Fr.	Marion, S.C./Marion
35	Alex Christmas	2B	R/R	5-6	165	Fr.	Summerville, S.C./Ashley Ridge
36	Grant Richards	C	R/R	6-0	180	Sr.	Morrisville, N.C./Cardinal Gibbons
	David Rivera	RHP	R/R				Upland, Calif./Claremont



## 2011 Results (20-26, 8-22, 11th)

Date	Opponent	Time	Date	Opponent	Time
F. 18	GARDNER-WEBB	L, 6-5	A. 8	COLL. OF CHARLESTON* W, 6-2	
F. 19	TOWSON	W, 15-1	A. 9	COLL. OF CHARLESTON* W, 17-14	
F. 20	TOWSON	L, 7-1	A. 10	COLL. OF CHARLESTON* L, 10-5	
F. 20	GARDNER-WEBB	L, 13-12	A. 12	#3 SOUTH CAROLINA W, 2-0	
F. 25	WRIGHT STATE	L, 5-2	A. 15	at Furman* L, 12-3	
F. 26	OLD DOMINION	W, 5-2	A. 16	at Furman* L, 7-6	
F. 27	WRIGHT STATE	L, 6-2	A. 17	at Furman* W, 9-7 (10)	
F. 27	OLD DOMINION	W, 4-3	A. 19	at Charleston Southern W, 11-3	
M. 4	APPALACHIAN STATE* W, 4-0		A. 20	at #27 Coastal Carolina L, 7-4	
M. 5	APPALACHIAN STATE* W, 12-4		A. 23	USC UPSTATE L, 6-2	
M. 5	APPALACHIAN STATE* W, 4-1		A. 23	USC UPSTATE W, 3-2	
M. 8	BALL STATE W, 6-4		A. 30	PRESBYTERIAN W, 13-2	
M. 11	SAMFORD* L, 4-3		M. 1	PRESBYTERIAN W, 8-2	
M. 12	SAMFORD* L, 8-7		M. 1	PRESBYTERIAN W, 5-3	
M. 13	SAMFORD* L, 2-1		M. 4	WINTHROP W, 7-4	
M. 15	at Winthrop PPD		M. 6	ELON* L, 11-6	
M. 16	WINTHROP L, 3-1		M. 7	ELON* L, 8-2	
M. 18	DAVIDSON* L, 5-4		M. 8	ELON* L, 8-6 (12)	
M. 19	DAVIDSON* W, 2-1		M. 10	at College of Charleston L, 7-1	
M. 20	DAVIDSON* L, 7-6 (10)		M. 11	at USC Upstate \$ L, 8-5	
M. 23	#29 COASTAL CAROLINA L, 6-5		M. 13	at UNCG* L, 5-1	
M. 25	at Wofford* L, 5-3		M. 14	at UNCG* L, 5-1	
M. 25	at Wofford* L, 6-4		M. 15	at UNCG* L, 12-11	
M. 27	at Wofford* W, 13-5		M. 17	DUKE L, 7-5	
M. 29	CHARLESTON SOUTHERN W, 12-5		M. 19	at Western Carolina* L, 7-5	
M. 30	at #3 South Carolina L, 6-4		M. 20	at Western Carolina* L, 6-0	
A. 1	at Georgia Southern* L, 4-3		M. 21	at Western Carolina* L, 12-8	
A. 2	at Georgia Southern* L, 15-2		* - Southern Conference game		
A. 3	at Georgia Southern* L, 11-9		\$ - Greenville, S.C. (Fluor Field)		
A. 6	at Winthrop L, 9-0				



### Head Coach Fred Jordan

Alma Mater (Year):..... The Citadel (1979)

#### Coaching:

Head Coach, The Citadel, 1992-present

Record at CIT (Years):..... 686-508 (20)

Overall record (Years): ..... 686-508 (20)



Joseph P. Riley, Jr. Park

## 2011 Statistics

Batting	AVG	GP	GS	AB	R	H	2B	3B	HR	RBI	TB	SLG%	BB	HBP	SO	GDP	OB%	SF	SH	SB	ATT	PO	A	E	FLD%
William Ladd	.327	56	56	205	40	67	7	1	1	32	79	.385	15	14	45	2	.402	5	6	18	22	116	8	6	.954
Nick Orvin	.320	55	55	231	47	74	14	1	9	32	117	.506	23	4	29	1	.385	4	1	19	22	118	35	3	.981
Drew DeKerlegand	.317	56	56	208	32	66	11	4	2	24	91	.438	15	12	31	3	.391	3	9	0	1	55	83	19	.879
Justin Mackert	.303	56	56	218	40	66	14	1	2	33	88	.404	18	5	29	3	.365	3	2	17	23	401	41	10	.978
Joe Jackson	.302	54	45	169	25	51	8	2	0	23	63	.373	20	0	19	3	.372	2	3	4	5	152	17	3	.983
Matt Simonelli	.288	55	55	219	42	63	15	1	3	34	89	.406	13	9	21	4	.347	4	4	15	17	116	41	16	.908
Brad Felder	.274	53	49	201	34	55	8	5	6	32	91	.453	22	3	57	0	.354	0	0	14	16	69	0	5	.932
Grant Richards	.235	40	33	119	13	28	9	0	1	9	40	.336	6	2	19	4	.283	0	3	2	3	262	29	2	.993
Calvin Orth	.234	36	24	77	6	18	3	0	0	13	21	.273	7	1	10	1	.306	0	2	2	2	38	66	8	.929
Legare Jones	.232	47	32	112	7	26	2	0	0	10	28	.250	13	1	15	0	.313	2	4	0	1	64	68	8	.943
Hughston Armstrong	.227	19	7	22	2	5	1	0	0	3	6	.273	1	0	1	0	.261	0	1	0	0	5	0	0	1.000
Tyler Griffin	.200	19	4	30	3	6	2	0	1	9	11	.367	0	2	16	0	.242	1	0	0	0	1	0	0	1.000
Josh Pless	.183	47	30	93	10	17	4	0	0	10	21	.226	14	0	16	1	.284	2	1	2	2	44	67	5	.957
Kirk Sim	.167	11	1	12	0	2	1	0	0	2	3	.250	0	1	5	0	.231	0	0	0	0	0	0	0	.000
Damon Ardis	.000	8	1	7	0	0	0	0	0	0	0	.000	0	0	4	0	.000	0	0	0	0	1	0	0	1.000
Ryne Hardwick	.000	4	0	3	1	0	0	0	0	0	0	.000	1	0	3	0	.250	0	0	0	0	0	0	0	.000
Charles Flowers	.000	6	0	0	1	0	0	0	0	0	0	.000	0	0	0	0	.000	0	0	0	0	0	0	0	.000
<b>Totals</b>	<b>.282</b>	<b>56</b>	<b>56</b>	<b>1926</b>	<b>303</b>	<b>544</b>	<b>99</b>	<b>15</b>	<b>25</b>	<b>266</b>	<b>748</b>	<b>.388</b>	<b>168</b>	<b>54</b>	<b>320</b>	<b>22</b>	<b>.352</b>	<b>26</b>	<b>36</b>	<b>93</b>	<b>114</b>	<b>1476</b>	<b>512</b>	<b>98</b>	<b>.953</b>
<b>Opponents</b>	<b>.302</b>	<b>56</b>	<b>56</b>	<b>1982</b>	<b>331</b>	<b>599</b>	<b>91</b>	<b>11</b>	<b>37</b>	<b>294</b>	<b>823</b>	<b>.415</b>	<b>226</b>	<b>34</b>	<b>400</b>	<b>31</b>	<b>.379</b>	<b>25</b>	<b>44</b>	<b>74</b>	<b>102</b>	<b>1476</b>	<b>556</b>	<b>71</b>	<b>.966</b>
Pitching	ERA	W	L	APP	GS	CG	SHO	CBO	SV	IP	H	R	ER	BB	SO	2B	3B	HR	AB	B/Avg	WP	HBP	BK	SFA	SHA
Matt Talley	3.95	3	7	13	13	2	0	0	0	82.0	101	56	36	29	72	16	3	5	336	.301	4	4	0	3	8
TJ Clarkson	4.24	1	4	32	0	0	0	1	4	57.1	63	37	27	22	51	13	1	3	228	.276	8	3	0	4	4
Austin Pritcher	4.61	5	3	14	14	0	0	1	0	84.0	107	56	43	27	77	16	3	9	343	.312	4	5	1	5	4
Justin Russell	5.91	1	7	15	13	0	0	0	1	70.0	106	53	46	26	51	12	3	8	304	.349	5	5	1	3	5
Jeremy Long	2.95	4	3	27	0	0	0	1	1	36.2	30	19	12	28	24	3	1	0	126	.238	3	6	0	2	6
Drew Mahaffey	3.15	0	4	17	0	0	0	1	5	20.0	23	9	7	12	24	4	0	0	76	.303	6	1	0	3	3
Bryce Hines	4.38	4	4	17	9	0	0	0	0	49.1	41	27	24	40	53	8	0	4	184	.223	7	0	1	0	2
Logan Cribb	5.36	1	4	25	3	0	0	1	0	43.2	50	30	26	23	24	6	0	4	168	.298	4	3	1	1	6
Cam Grimsley	5.40	0	0	2	0	0	0	0	0	1.2	3	1	1	2	1	0	0	0	7	.429	0	0	0	0	0
David Leeth	6.88	0	0	9	1	0	0	0	0	17.0	28	15	13	7	4	4	0	3	77	.364	0	1	0	2	1
Connor Hitchingha	7.27	1	0	11	3	0	0	0	1	26.0	39	21	21	8	14	5	0	1	114	.342	2	3	0	2	4
Ryan Hines	14.54	0	0	5	0	0	0	0	0	4.1	8	7	7	2	5	4	0	0	19	.421	0	3	0	0	1
<b>Totals</b>	<b>4.81</b>	<b>20</b>	<b>36</b>	<b>56</b>	<b>56</b>	<b>2</b>	<b>2</b>	<b>2</b>	<b>12</b>	<b>492.0</b>	<b>599</b>	<b>331</b>	<b>263</b>	<b>226</b>	<b>400</b>	<b>91</b>	<b>11</b>	<b>37</b>	<b>1982</b>	<b>.302</b>	<b>43</b>	<b>34</b>	<b>4</b>	<b>25</b>	<b>44</b>
<b>Opponents</b>	<b>4.83</b>	<b>36</b>	<b>20</b>	<b>56</b>	<b>56</b>	<b>2</b>	<b>2</b>	<b>1</b>	<b>21</b>	<b>492.0</b>	<b>544</b>	<b>303</b>	<b>264</b>	<b>168</b>	<b>320</b>	<b>99</b>	<b>15</b>	<b>25</b>	<b>1926</b>	<b>.282</b>	<b>47</b>	<b>54</b>	<b>6</b>	<b>26</b>	<b>36</b>





**Carol Quillen**  
President



**Jim Murphy**  
Director of Athletics



**Dr. Fred Smith**  
Faculty Athletics Rep.



**Katy McNay**  
Senior Woman Administrator



**Mark Brumbaugh**  
Baseball SID

## Quick Facts

Location: ..... Davidson, N.C.  
Founded: ..... 1837  
Enrollment: ..... 1,900  
Nickname: ..... Wildcats  
Colors: ..... Red and Black  
President: ..... Carol Quillen  
Director of Athletics: ..... Jim Murphy  
Stadium (capacity): ..... Wilson Field (700)  
Press Box Phone: ..... 704-894-2740

Head Coach: ..... Dick Cooke  
Alma Mater (Year): ..... Richmond (1978)  
Record at Davidson (Years): ..... 402-658-1 (21)  
Overall Record (Years): ..... 413-690-1 (22)  
Baseball Office Phone: ..... (704) 894-2368  
Assistant Coaches:  
..... Tod Gross (Shenandoah, 2001)  
..... Tommy Piacenza (Davidson, 2010)

2011 Record: ..... 18-30  
Conference Record (place): ..... 8-21 (10th)  
Home: ..... 14-13  
Away: ..... 4-17  
Neutral: ..... 0-0  
Letterman Returning/Lost: ..... 16/12  
Starters Returning/Lost: ..... 8/1  
Pitchers Returning/Lost: ..... 7/7

Baseball Contact: ..... Mark Brumbaugh  
E-mail: ..... mabrumbaugh@davidson.edu  
Office: ..... (704) 894-2931  
Cell: ..... (704) 439-6123  
Fax: ..... (704) 894-2636  
Website: ..... www.davidsonwildcats.com

## 2012 Schedule

Date	Opponent	Time	Date	Opponent	Time
F. 17	NIAGARA	6:00	A. 3	at USC Upstate	6:00
F. 18	LA SALLE	3:30	A. 5	GEORGIA SOUTHERN*	6:00
F. 19	BUCKNELL	1:30	A. 6	GEORGIA SOUTHERN*	6:00
F. 24	LEHIGH	5:00	A. 7	GEORGIA SOUTHERN*	2:00
F. 25	LEHIGH	3:30	A. 10	at Presbyterian	4:00
F. 26	FAIRLEIGH DICKINSON	1:00	A. 13	WOFFORD*	7:00
M. 2	OHIO	6:00	A. 14	WOFFORD*	2:00
M. 3	OHIO	4:00	A. 15	WOFFORD*	1:00
M. 4	PRESBYTERIAN	2:00	A. 17	at Duke	7:00
M. 6	at North Carolina	5:00	A. 20	at UNCG*	6:00
M. 7	at North Carolina State	3:30	A. 21	at UNCG*	1:00
M. 9	at Appalachian State*	3:00	A. 22	at UNCG*	1:00
M. 10	at Appalachian State*	2:00	A. 24	at Virginia Tech	5:30
M. 11	at Appalachian State*	1:00	A. 27	SAMFORD*	6:00
M. 13	N.C. CENTRAL	7:00	A. 28	SAMFORD*	2:00
M. 16	ELON*	7:00	A. 29	SAMFORD*	1:00
M. 17	ELON*	2:00	M. 2	at South Carolina	7:00
M. 18	ELON*	1:00	M. 4	THE CITADEL*	TBA
M. 20	at N.C. Central	6:00	M. 6	THE CITADEL*	TBA
M. 23	at College of Charleston*	6:00	M. 9	USC UPSTATE	6:00
M. 24	at College of Charleston*	3:00	M. 17	at Furman*	7:00
M. 25	at College of Charleston*	1:00	M. 18	at Furman* (DH)	1:00
M. 27	DUKE	7:00	M. 23-27	at SoCon Tournament (Fluor Field; Greenville, S.C.)	
M. 30	at Western Carolina*	5:00			
M. 31	at Western Carolina*	2:00			
A. 1	at Western Carolina*	1:00			

\* - Southern Conference game

## 2012 Wildcats Roster

No.	Name	Pos.	B/T	Ht.	Wt.	Cl.	Hometown/Previous School
1	Jack McLindon	IF	S/R	5-8	165	Jr.	Great Falls, Va./Langley
2	Jake Berman	OF	R/R	6-1	185	Sr.	Dallas, Texas/Fort Worth Country Day
4	Michael Goldberg	RHP/IF	R/R	5-7	155	Jr.	Richmond, Va./Benedictine
5	Michael Zeblo	IF	S/R	6-0	175	Jr.	Raleigh, N.C./Broughton
6	Ben Arkin	IF/RHP	R/R	6-2	190	Fr.	Ft. Lauderdale, Fla./Pine Crest School
7	Drew Gadaire	OF	R/R	6-2	190	Sr.	Gainesville, Fla./Buchholz
8	David Daniels	IF/OF	R/R	6-0	185	Fr.	Charlotte, N.C./East Mecklenburg
9	Kelly Myers	OF	L/R	5-11	195	So.	Memphis, Tenn./Memphis University School
10	Forrest Brandt	OF	R/R	6-3	190	So.	Raleigh, N.C./St. David's
11	James Cerbie	IF	R/R	5-11	190	Sr.	Charlotte, N.C./Providence Day
12	Seth Freeman	C/OF	R/R	6-0	165	Sr.	Cherryville, N.C./Cherryville
14	Rob Bain	LHP	L/L	6-1	180	Fr.	Concord, N.C./Northwest Cabarrus
15	Daniel Gerow	C	R/R	6-0	171	So.	Bellaire, Texas/Bellaire
16	Henry Sisson	LHP	L/L	6-5	185	Fr.	Chevy Chase, Md./St. Alban's
17	Ryan Lowe	IF/RHP	R/R	6-2	190	Fr.	Dallas, Texas/Carroll
18	Calvin Sigelbaum	IF	R/R	6-3	195	Sr.	Pelham, N.Y./Pelham Memorial
19	Chris Dyer	C	R/R	5-11	185	So.	Richmond, Va./Benedictine
20	Jip Richards	RHP	R/R	6-1	185	So.	Davidson, N.C./North Meck
21	Brian Russell	RHP	R/R	6-4	200	Sr.	Frankfort, Ill./Lincoln-Way East
22	Michael Loeb	RHP	R/R	6-1	200	Sr.	Gaithersburg, Md./St. John's College
23	Ryan Wood	RHP	R/R	5-11	175	Fr.	Winter Park, Fla./Trinity Prep
24	Andrew Barna	IF	R/R	6-2	195	Jr.	Suwanee, Ga./South Forsyth
26	Clark Beeker	RHP	R/R	6-3	195	Fr.	Lexington, N.C./North Davidson
29	Adrian Muoio	C	R/R	6-1	190	So.	New York, N.Y./The Browning School
30	Danny Mooney	RHP	R/R	6-5	200	So.	Richmond, Va./Cosby
31	Ryan Overcash	RHP	R/R	6-4	190	Sr.	Concord, N.C./Northwest Cabarrus
33	Nick Neitzel	RHP	R/R	6-3	230	Fr.	Coral Gables, Fla./Ransom Everglades
35	Matt Saeta	RHP	R/R	6-4	190	Fr.	South Pasadena, Calif./Pasadena Poly
36	Justin Charles	LHP	L/L	5-11	165	So.	Greenville, S.C./JL Mann
37	Bryan DaCanal	IF	R/R	6-2	192	Jr.	Cherryville, N.C./Cherryville
38	Ty Middlebrooks	OF/IF	L/R	6-1	180	Fr.	Ft. Lauderdale, Fla./Calvary Christian Acad.
40	Nathan Becker	OF	L/R	6-2	195	So.	Greensboro, N.C./Northwest Guilford



## 2011 Results (18-30, 8-21, 10th)

Date	Opponent	Time	Date	Opponent	Time
F. 18	GEORGETOWN	L, 9-5	M. 29	N.C. CENTRAL	W, 4-2
F. 19	ARMY	L, 10-6	A. 1	at Samford*	L, 8-5
F. 19	GEORGETOWN	W, 2-1	A. 2	at Samford*	W, 6-4
F. 20	RADFORD	W, 6-5	A. 3	at Samford*	L, 4-1
F. 22	at Presbyterian	L, 6-1	A. 6	UNC ASHEVILLE	W, 6-3
F. 25	OHIO	W, 2-1	A. 8	UNCG*	L, 8-5
F. 26	LAFAYETTE	W, 14-2	A. 9	UNCG*	W, 14-3
F. 26	LEHIGH	L, 7-3	A. 10	UNCG*	W, 5-2
F. 27	LAFAYETTE	W, 5-4	A. 12	at Duke	L, 7-5
M. 1	at North Carolina State	L, 3-2	A. 15	at Wofford*	L, 3-2
M. 2	at #17 North Carolina	L, 14-6	A. 16	at Wofford*	L, 7-6 (10)
M. 4	FURMAN*	W, 1-0	A. 17	at Wofford*	L, 2-1
M. 5	FURMAN*	L, 8-2	A. 21	APPALACHIAN STATE*L, 3-1 (12)	
M. 6	FURMAN*	CCD	A. 23	APPALACHIAN STATE*	L, 4-3
M. 9	at #4 South Carolina	CCD	A. 23	APPALACHIAN STATE*	L, 7-0
M. 11	COLL. OF CHARLESTON*	L, 4-2	A. 26	at N.C. Central	W, 11-4
M. 12	COLL. OF CHARLESTON*	W, 8-3	A. 27	DUKE	W, 9-7
M. 13	COLL. OF CHARLESTON*	L, 13-2	A. 29	at Elon*	L, 10-0
M. 15	UNC ASHEVILLE	PPD	A. 30	at Elon*	L, 8-2
M. 18	at The Citadel*	W, 5-4	M. 1	at Elon*	L, 8-3
M. 19	at The Citadel*	L, 2-1	M. 3	PRESBYTERIAN	L, 9-4
M. 20	at The Citadel*	W, 7-6 (10)	M. 13	at Georgia Southern*	L, 7-4
M. 22	NORTH CAROLINA A&T	W, 22-15	M. 13	at Georgia Southern*	L, 5-2
M. 25	WESTERN CAROLINA*	L, 2-1	M. 16	at Georgia Southern*	L, 5-2
M. 27	WESTERN CAROLINA*	L, 7-1	M. 17	at #12 Clemson	L, 19-0
M. 27	WESTERN CAROLINA*	W, 3-0 (10)			

\* - Southern Conference game



## Head Coach Dick Cooke

Alma Mater (Year):..... Richmond (1978)

## Coaching:

Head coach, Belmont Abbey, 1989-90

Head coach, Davidson, 1991-present

Record at DAV (Years): ..... 402-658-1 (21)

Overall record (Years): ..... 413-690-1 (22)



Wilson Field

## 2011 Statistics

Batting	AVG	GP	GS	AB	R	H	2B	3B	HR	RBI	TB	SLG%	BB	HBP	SO	GDP	OB%	SF	SH	SB	ATT	PO	A	E	FLD%
Drew Gadaire	.362	44	44	174	25	63	15	3	5	36	99	.569	12	5	44	1	.410	4	3	7	12	337	25	3	.992
Danny Weiss	.302	43	43	149	20	45	9	0	2	19	60	.403	31	5	39	0	.433	2	1	4	6	0	0	0	.000
Forrest Brandt	.300	48	48	190	27	57	15	1	1	21	77	.405	18	2	48	3	.363	2	3	8	10	69	2	4	.947
Seth Freeman	.247	43	42	162	26	40	10	0	1	15	53	.327	22	5	47	3	.353	1	5	5	5	160	28	3	.984
Daniel Gerow	.224	36	35	98	17	22	7	0	2	14	35	.357	13	2	27	1	.319	3	4	4	4	226	24	8	.969
Andrew Barna	.223	47	47	184	13	41	9	1	2	29	58	.315	5	5	51	6	.260	2	3	6	8	55	94	19	.887
Michael Zeblo	.189	43	43	132	19	25	8	0	0	15	33	.250	31	4	50	0	.357	1	6	1	3	58	122	15	.923
J.P. Craven	.333	23	1	24	1	8	0	0	0	4	8	.333	4	0	4	1	.414	1	0	0	0	0	0	0	.000
Kelly Myers	.258	36	25	89	13	23	3	0	3	14	35	.393	8	1	38	0	.323	1	2	6	9	53	1	0	1.000
Chris Dyer	.250	5	2	4	3	1	0	0	0	0	1	.250	3	1	0	0	.625	0	1	0	0	21	1	0	1.000
James Cerbie	.237	29	24	76	14	18	4	0	3	8	31	.408	17	2	29	1	.389	0	1	4	4	44	59	7	.936
Matt Ray	.174	18	14	46	5	8	1	0	0	3	9	.196	10	0	15	1	.321	0	0	0	0	124	9	4	.971
Sam Payne	.167	27	23	84	9	14	3	0	0	5	17	.202	11	1	21	1	.271	0	1	3	3	31	0	2	.939
Jack McLindon	.150	15	10	40	3	6	2	0	0	2	8	.200	8	0	10	0	.292	0	1	0	0	9	19	3	.903
Calvin Sigelbaum	.127	30	23	79	10	10	5	0	1	7	18	.228	9	0	33	0	.211	2	4	2	2	33	70	7	.936
Coleman Barron	.125	21	6	24	3	3	2	0	0	1	5	.208	4	0	11	0	.250	0	0	3	3	21	2	1	.958
Will General	.105	19	2	19	0	2	0	0	0	0	2	.105	4	3	6	0	.346	0	0	0	0	0	0	0	.000
Bryan DaCanal	.000	2	0	2	0	0	0	0	0	0	0	.000	0	0	2	0	.000	0	0	0	0	0	0	0	.000
Michael Goldberg	.000	2	0	2	0	0	0	0	0	0	0	.000	0	0	0	0	.000	0	0	0	0	0	2	0	1.000
Jake Berman	.000	1	0	1	0	0	0	0	0	0	0	.000	0	0	1	0	.000	0	0	0	0	0	0	0	.000
Totals	.244	48	48	1579	208	386	93	5	20	193	549	.348	210	36	476	18	.343	19	35	53	69	1263	540	86	.954
Opponents	.280	48	48	1665	275	466	85	13	29	235	664	.399	156	34	335	28	.350	18	27	89	114	1274	385	52	.970
Pitching	ERA	W	L	APP	GS	CG	SHO	CBO	SV	IP	H	R	ER	BB	SO	2B	3B	HR	AB	B/Avg	WP	HBP	BK	SFA	SHA
Mike Frongello	2.54	4	3	39	0	0	0	0	5	67.1	69	30	19	20	27	9	1	0	256	.270	3	4	0	1	5
Chris Lamb	3.75	1	7	14	12	1	1	0	0	81.2	82	43	34	19	85	14	1	9	319	.257	7	4	0	2	5
Ryan Overcash	4.03	2	6	14	10	0	0	1	0	58.0	61	31	26	13	32	12	4	4	225	.271	2	5	1	6	2
Ian Horkley	4.90	4	4	12	11	0	0	0	0	60.2	73	36	33	10	41	17	3	3	248	.294	3	3	0	0	5
Bryan DaCanal	0.00	0	0	1	0	0	0	0	0	0.1	0	0	0	0	0	0	0	0	1	.000	0	0	0	0	0
Coleman Barron	1.23	0	0	6	0	0	0	0	0	7.1	8	5	1	5	6	1	0	1	30	.267	3	2	0	1	0
Mac Hunter	3.86	0	0	17	0	0	0	0	0	18.2	16	8	8	15	15	4	0	1	66	.242	1	3	0	2	1
Andy Bass	5.08	2	3	24	2	0	0	1	3	39.0	30	24	22	25	42	4	1	2	141	.213	5	3	1	2	1
Jip Richards	5.93	0	0	14	0	0	0	0	0	13.2	19	19	9	11	17	6	0	2	60	.317	1	1	0	1	2
Danny Mooney	7.43	2	3	12	4	0	0	0	0	26.2	37	28	22	7	23	6	0	1	116	.319	2	6	1	2	2
Brian Russell	7.67	2	4	13	9	0	0	0	0	29.1	44	31	25	22	28	7	2	5	126	.349	9	2	1	1	4
Michael Goldberg	7.71	0	0	8	0	0	0	0	0	7.0	9	8	6	4	7	2	1	1	28	.321	1	1	0	0	0
Matt Sliwiak	9.53	1	0	11	0	0	0	0	0	11.1	18	12	12	5	12	3	0	0	49	.367	4	0	1	0	0
Totals	4.64	18	30	48	48	1	2	1	8	421.0	466	275	217	156	335	85	13	29	1665	.280	41	34	5	18	27
Opponents	3.84	30	18	48	48	0	3	3	14	424.2	386	208	181	210	476	93	5	20	1579	.244	43	36	5	19	35





**Dr. Leo M. Lambert**  
President



**Dave Blank**  
Director of Athletics



**Dr. Eric Hall**  
Faculty Athletics Rep.



**Faith Shearer**  
Senior Woman Administrator



**Chris Rash**  
Baseball SID

## Quick Facts

Location: .....Elon, N.C.  
Founded: ..... 1889  
Enrollment: ..... 5,916  
Nickname: ..... Phoenix  
Colors: ..... Maroon and Gold  
President: ..... Dr. Leo M. Lambert  
Director of Athletics: ..... Dave Blank  
Stadium (capacity): ..... Walter C. Latham Park (2,000)  
Press Box Phone: ..... (336) 278-6788

Head Coach: ..... Mike Kennedy  
Alma Mater (Year): ..... Elon (1991)  
Record at Elon (Years): ..... 510-352-3 (15)  
Overall Record (Years): ..... 510-352-3 (15)  
Baseball Office Phone: ..... (336) 278-6741  
Assistant Coaches:  
..... Greg Starbuck (Winston-Salem State, 1991)  
..... Robbie Huffstetler (Appalachian State, 2001)

2011 Record: ..... 36-21  
Conference Record (place): ..... 23-7(1st)  
Home: ..... 19-8  
Away: ..... 17-11  
Neutral: ..... 0-2  
Lettermen Returning/Lost: ..... 15/16  
Starters Returning/Lost: ..... 7/2  
Pitchers Returning/Lost: ..... 7/6

Baseball Contact: ..... Chris Rash  
E-mail: ..... crash@elon.edu  
Office: ..... (336) 278-6712  
Cell: ..... (336) 263-4737  
Fax: ..... (336) 278-6768  
Website: ..... www.elonphoenix.com

## 2012 Schedule

Date	Opponent	Time	
F. 17	AKRON	2:00	A. 1 at SAMFORD*
F. 18	GEORGE MASON	11:00 AM	A. 4 at North Carolina
F. 18	AKRON	2:00	A. 6 at Furman*
F. 19	GEORGE MASON	3:00	A. 7 at Furman* (DH)
F. 21	at North Carolina A&T	3:00	<b>A. 10 EAST CAROLINA 6:00</b>
F. 24	at South Carolina	3:00	A. 11 at North Carolina State
F. 25	at South Carolina	1:30	<b>A. 13 TOWSON 6:30</b>
F. 26	at South Carolina	1:30	<b>A. 14 TOWSON 6:30</b>
F. 29	at High Point	4:00	<b>A. 15 TOWSON 1:30</b>
M. 2	at College of Charleston*	6:00	<b>A. 18 HIGH POINT 6:30</b>
M. 3	at College of Charleston*	3:00	A. 20 at Wofford*
M. 4	at College of Charleston*	1:00	A. 21 at Wofford*
M. 7	NORTH CAROLINA	4:00	A. 22 at Wofford*
M. 9	GEORGIA SOUTHERN*	4:00	A. 25 at UNC Wilmington
M. 10	GEORGIA SOUTHERN*	2:00	<b>A. 27 UNCG* 6:30</b>
M. 11	GEORGIA SOUTHERN*	1:30	<b>A. 28 UNCG* 6:30</b>
M. 13	NORTH CAROLINA STATE	4:00	<b>A. 29 UNCG* 1:30</b>
M. 14	NORTH CAROLINA A&T	4:00	M. 1 at Wake Forest
M. 16	at Davidson*	7:00	<b>M. 2 WAKE FOREST 6:00</b>
M. 17	at Davidson*	2:00	<b>M. 5 WESTERN CAROLINA* 6:30</b>
M. 18	at Davidson*	1:00	<b>M. 6 WESTERN CAROLINA* 6:30</b>
M. 20	at Clemson	6:30	<b>M. 7 WESTERN CAROLINA* 3:00</b>
M. 21	at Clemson %	5:00	M. 8 at East Carolina
M. 23	APPALACHIAN STATE*	6:30	<b>M.16 THE CITADEL* 6:30</b>
M. 24	APPALACHIAN STATE*	4:00	<b>M.17 THE CITADEL* 6:30</b>
M. 25	APPALACHIAN STATE*	1:30	<b>M.18 THE CITADEL* 1:30</b>
M. 27	UNC WILMINGTON	6:00	M. 23-27 at SoCon Tournament
M. 30	at SAMFORD*	7:00	(Fluor Field; Greenville, S.C.)
M. 31	at SAMFORD*	3:00	* - Southern Conference game
			% - Fluor Field; Greenville, S.C.

## 2012 Phoenix Roster

No.	Name	Pos.	B/T	Ht.	Wt.	Cl.	Hometown/Previous School
1	Niko Fraser	OF	S/R	5-10	180	Jr.	Jacksonville, Fla./Bolles School
2	Chris Bresnahan	INF	R/R	6-2	192	Jr.	Freehold, N.J./St. Rose
3	Nick Bruno	OF	R/R	5-10	195	Fr.	Wyckoff, N.J./Don Bosco Prep
4	Eric Serra	OF	L/R	5-9	168	So.	Miami, Fla./Florida Christian
5	Sebastian Gomez	MI	R/R	5-9	162	So.	Miramar, Fla./American Heritage
6	Michael Elefante	C	R/R	6-2	197	Fr.	Chapel Hill, N.C./Chapel Hill
7	Casey Jones	INF	L/R	6-1	186	Fr.	Midlothian, Va./James River
8	Joey Tomko	SS/OF	R/R	5-10	185	Fr.	Blacklick, Ohio/Gahanna Lincoln
10	Garrett Koster	INF	R/R	6-2	186	Sr.	Fort Mill, S.C./Walters State CC
11	Jordan Darnell	P	R/R	6-4	210	Jr.	Charlotte, N.C./Ardrey Kell
13	Jake Luce	OF	L/L	5-10	186	Sr.	Fairview, Texas/Jefferson College
14	Alec Bankhead	MI	L/R	6-0	178	Fr.	Asheboro, N.C./Greensboro Day
15	Eric Hailer	3B	R/R	6-2	209	R-Fr.	Natick, Mass./The Hotchkiss School
16	Tyler McVicar	3B/1B	R/R	6-3	221	Fr.	Melrose, Mass./IMG Academy
17	Grant McCoury	P/1B	R/R	6-3	215	Jr.	Canton, Ohio/Central Catholic
19	Darren Lauer	P	R/R	6-0	185	Fr.	New Hope, Pa./Council Rock North
20	Sam Paone	OF	L/R	6-2	187	R-Fr.	Jupiter, Fla./The Benjamin School
22	Ryan Kinsella	C	S/R	6-1	229	So.	Warren, N.J./Morristown-Beard
23	Spencer Medick	P	L/L	6-3	215	Jr.	Berryville, Va./Polk CC
24	Kyle Webb	P	R/R	6-1	190	Jr.	Jacksonville, Fla./Providence
25	Andrew MacDonald	P	L/L	5-9	155	Jr.	Pinebluff, N.C./Lenoir CC
26	Ryan Pennell	P	L/L	6-4	218	So.	Mamaroneck, N.Y./Rye Neck
27	Alex Swim	C	L/R	6-0	186	Jr.	Greensboro, N.C./NW Guilford
28	Quinn Bower	OF	R/R	5-10	173	Fr.	New Cumberland, Pa./Cedar Cliff
29	Brad MacHaffie	P	R/R	6-6	220	So.	Concord, Mass./Concord-Carlisle
30	Elliott Fowler	SS	R/R	6-2	175	Fr.	Burlington, N.C./Williams
31	Blaine Bower	OF	R/R	5-10	172	Fr.	New Cumberland, Pa./Cedar Cliff
32	John Antonelli	P	R/R	6-1	185	R-Fr.	Miami, Fla./Westminster Christian
33	Dylan Clark	P	R/L	6-5	205	Jr.	Manchester, N.H./Trinity
34	Jim Stokes	P	R/R	6-7	220	So.	Royersford, Pa./The Hill School
35	David Whitehead	P	R/R	6-5	238	So.	W. Chester, Ohio/Archbishop Moeller
37	Grant Fisher	P	R/R	6-5	211	Fr.	Charlotte, N.C./Myers Park
42	Nate Young	P	R/R	6-1	181	Jr.	Kalamazoo, Mich./Lincoln Trail College
44	Connor Lewis	1B	L/L	6-3	245	So.	Columbia, S.C./USC Sumter

## 2011 Results (36-21, 23-7, 1st)

Date	Opponent	Time	Date	Opponent	Time
F. 18	at North Carolina State	L, 17-4	A. 6	at East Carolina	L, 7-0
<b>F. 19 NORTH CAROLINA STATE</b>	<b>W, 12-2</b>		<b>A. 8 WOFFORD*</b>	<b>W, 4-3 (12)</b>	
F. 20	at North Carolina State	W, 4-2	<b>A. 9 WOFFORD*</b>	<b>W, 1-0</b>	
F. 22	at High Point	W, 13-10	<b>A. 10 WOFFORD*</b>	<b>W, 8-4</b>	
F. 25	at South Florida	W, 4-3 (10)	<b>A. 15 COLL. OF CHARLESTON*</b>	<b>W, 5-1</b>	
F. 26	at South Florida	L, 3-2	<b>A. 16 COLL. OF CHARLESTON*</b>	<b>W, 5-4</b>	
F. 27	at South Florida	W, 7-5 (16)	<b>A. 17 COLL. OF CHARLESTON*</b>	<b>L, 4-1</b>	
<b>M. 2 UNC WILMINGTON</b>	<b>L, 10-5</b>		<b>A. 19 HIGH POINT</b>	<b>L, 3-0</b>	
<b>M. 4 WRIGHT STATE</b>	<b>L, 9-4</b>		<b>A. 20 OLD DOMINION</b>	<b>W, 13-0</b>	
<b>M. 5 WEST VIRGINIA</b>	<b>W, 17-1</b>		A. 22 at Georgia Southern*	L, 6-3	
<b>M. 5 WRIGHT STATE</b>	<b>W, 6-2</b>		A. 23 at Georgia Southern*	L, 6-0	
<b>M. 6 TEMPLE</b>	<b>W, 12-3</b>		A. 24 at Georgia Southern*	W, 9-0	
M. 8	at #14 North Carolina	L, 16-0	<b>A. 26 WAKE FOREST</b>	<b>L, 13-4</b>	
<b>M. 9 ST. JOSEPH'S</b>	<b>W, 11-2</b>		A. 27 at Wake Forest	W, 5-0	
M. 12	at Appalachian State*	W, 10-4	<b>A. 29 DAVIDSON*</b>	<b>W, 10-0</b>	
M. 12	at Appalachian State*	W, 5-4	<b>A. 30 DAVIDSON*</b>	<b>W, 8-2</b>	
M. 13	at Appalachian State*	W, 16-10	<b>M. 1 DAVIDSON*</b>	<b>W, 8-3</b>	
<b>M. 15 EAST CAROLINA</b>	<b>L, 4-3 (10)</b>		M. 3 at UNC Wilmington	L, 6-5	
M. 18	at Western Carolina*	W, 6-5	M. 6 at The Citadel*	W, 11-6	
M. 19	at Western Carolina*	W, 5-4	M. 7 at The Citadel*	W, 8-2	
M. 20	at Western Carolina*	W, 9-6	M. 8 at The Citadel*	W, 8-6 (11)	
M. 22	at #14 Clemson	L, 7-2	M. 10 at Old Dominion	W, 8-2	
M. 23	at #14 Clemson	L, 9-2	<b>M. 18 FURMAN*</b>	<b>L, 3-0</b>	
<b>M. 25 SAMFORD*</b>	<b>W, 10-8</b>		<b>M. 19 FURMAN*</b>	<b>W, 8-7</b>	
<b>M. 26 SAMFORD*</b>	<b>L, 11-0</b>		<b>M. 20 FURMAN*</b>	<b>W, 14-0</b>	
<b>M. 27 SAMFORD*</b>	<b>W, 4-2</b>		M. 25 vs. Western Carolina & L, 10-7 (20)		
M. 30	at East Carolina	PPD	M. 26 vs. Coll. of Charleston & L, 4-3		
A. 1	at UNCG*	W, 1-0	& - SoCon Tournament		
A. 2	at UNCG*	L, 13-9	(Riley Park; Charleston, S.C.)		
A. 3	at UNCG*	L, 6-5	* - Southern Conference game		
<b>A. 5 OLD DOMINION</b>	<b>W, 9-4</b>				



### Head Coach Mike Kennedy

Alma Mater (Year):.....Elon (1991)

Coaching:.....Assistant, Elon, 1992-96

.....Head coach, Elon, 1996-present

Record at Elon (Years):.....510-352-3 (15)

Overall record (Years):.....510-352-3 (15)



Walter C. Latham Park

## 2011 Statistics

Batting	AVG	GP	GS	AB	R	H	2B	3B	HR	RBI	TB	SLG%	BB	HBP	SO	GDP	OB%	SF	SH	SB	ATT	PO	A	E	FLD%
Sebastian Gomez	.305	49	44	167	30	51	6	1	2	28	65	.389	26	3	21	2	.406	1	2	14	15	99	125	6	.974
Niko Fraser	.300	51	51	190	34	57	5	5	1	32	75	.395	25	12	27	1	.410	2	9	20	32	96	7	1	.990
Neal Pritchard	.295	56	54	183	33	54	8	1	8	39	88	.481	39	16	39	0	.450	4	4	1	3	73	169	8	.968
Alex Swim	.280	57	57	236	33	66	12	3	0	33	84	.356	12	2	11	11	.316	3	2	11	17	254	35	5	.983
Jake Luce	.277	51	48	173	29	48	14	2	2	23	72	.416	25	5	33	3	.379	3	7	5	11	61	3	4	.941
Ryan Kinsella	.254	50	38	142	27	36	5	3	5	24	62	.437	24	3	33	4	.373	0	5	0	2	103	18	4	.968
Grant McCoury	.238	44	38	122	22	29	4	1	6	24	53	.434	19	8	42	1	.373	1	1	0	2	269	28	3	.990
Harry Austin	.235	53	48	153	36	36	4	2	0	24	44	.288	32	5	24	1	.380	2	6	22	28	118	4	1	.992
Garrett Koster	.223	46	36	139	31	31	9	1	6	25	60	.432	19	4	52	2	.333	0	1	13	16	26	87	14	.890
Anthony Hezar	.500	4	0	4	0	2	0	0	0	2	2	.500	0	0	1	0	.500	0	0	0	0	4	0	0	1.000
Mitch Conner	.500	2	0	2	0	1	0	0	0	0	1	.500	0	0	0	0	.500	0	0	0	0	4	7	1	.917
Matt Kirchner	.231	19	5	26	8	6	0	0	0	9	6	.231	5	3	6	1	.412	0	0	4	4	6	0	1	.857
Eric Serra	.221	47	19	86	16	19	1	1	0	9	22	.256	13	2	28	1	.337	0	4	7	9	73	3	4	.950
Cyle Rasmus	.217	34	26	92	21	20	6	0	2	14	32	.348	13	8	37	2	.353	3	0	10	11	38	61	6	.943
Seth Canipe	.202	33	24	89	18	18	3	1	3	18	32	.360	12	2	24	2	.308	1	1	4	5	38	41	6	.929
Scott Carcise	.200	21	9	35	4	7	0	0	0	1	7	.200	5	1	11	1	.317	0	0	0	0	71	5	2	.974
Chris Bresnahan	.200	11	0	5	0	1	0	0	0	0	1	.200	2	0	2	0	.429	0	0	0	0	1	5	1	.857
Ben Scott	.171	46	15	70	7	12	1	0	0	9	13	.186	6	4	12	2	.272	1	1	0	0	215	6	1	.995
David Wood	.056	25	1	18	4	1	0	0	0	0	1	.056	1	1	9	0	.150	0	0	3	4	5	0	0	1.000
Joe O'Hagan	.000	2	0	2	0	0	0	0	0	0	0	.000	0	0	1	0	.000	0	0	0	0	0	0	0	.000
<b>Totals</b>	<b>.256</b>	<b>57</b>	<b>57</b>	<b>1934</b>	<b>353</b>	<b>495</b>	<b>78</b>	<b>21</b>	<b>35</b>	<b>314</b>	<b>720</b>	<b>.372</b>	<b>278</b>	<b>79</b>	<b>413</b>	<b>34</b>	<b>.369</b>	<b>21</b>	<b>43</b>	<b>114</b>	<b>159</b>	<b>1582</b>	<b>689</b>	<b>77</b>	<b>.967</b>
<b>Opponents</b>	<b>.255</b>	<b>57</b>	<b>57</b>	<b>1987</b>	<b>284</b>	<b>506</b>	<b>94</b>	<b>5</b>	<b>38</b>	<b>253</b>	<b>724</b>	<b>.364</b>	<b>247</b>	<b>55</b>	<b>368</b>	<b>42</b>	<b>.349</b>	<b>23</b>	<b>36</b>	<b>58</b>	<b>72</b>	<b>1563</b>	<b>611</b>	<b>78</b>	<b>.965</b>
Pitching	ERA	W	L	APP	GS	CG	SHO	CBO	SV	IP	H	R	ER	BB	SO	2B	3B	HR	AB	B/Avg	WP	HBP	BK	SFA	SHA
Dylan Clark	2.78	3	3	18	7	0	0	2	1	68.0	67	26	21	27	43	13	1	3	261	.257	5	7	1	4	3
Thomas Girdwood	3.39	4	5	16	9	0	0	0	2	63.2	59	39	24	33	45	22	1	4	237	.249	8	9	1	3	2
Ken Ferrer	4.02	5	3	13	13	0	0	0	2	69.1	67	38	31	38	50	6	0	4	254	.264	5	5	0	3	8
Jared Kernodle	4.36	7	1	16	8	0	0	0	1	64.0	70	33	31	19	34	14	1	5	248	.282	1	4	0	3	8
David Whitehead	4.84	6	2	19	8	0	0	1	0	67.0	57	40	36	41	47	12	0	4	245	.233	13	3	0	2	7
Ben Scott	0.00	0	0	1	0	0	0	0	0	0.1	0	0	0	0	0	0	0	0	1	.000	0	0	0	0	0
John Brebbia	1.76	7	1	27	0	0	0	5	3	41.0	24	9	8	8	35	6	0	2	140	.171	0	2	1	1	2
Greg Amorosso	1.93	0	0	20	0	0	0	2	0	18.2	17	5	4	8	10	3	1	0	71	.239	1	3	0	0	0
Mitch Conner	2.32	1	2	26	0	0	0	4	8	31.0	22	9	8	11	31	3	0	3	116	.190	6	3	1	1	0
Kyle Webb	2.80	2	1	10	9	0	0	1	0	54.2	57	28	17	16	41	6	0	5	209	.273	2	9	0	2	4
Grant McCoury	3.48	1	2	9	2	0	0	1	0	20.2	19	9	8	14	10	2	0	2	78	.244	4	3	0	2	0
Brad MacHaffie	6.17	0	0	13	0	0	0	1	0	11.2	18	12	8	12	12	2	0	2	48	.375	3	3	0	1	2
Grant Fisher	13.21	0	1	10	1	0	0	1	0	15.2	21	26	23	14	8	4	1	2	65	.323	2	4	0	1	0
Ryan Pennell	54.00	0	0	3	0	0	0	0	0	1.2	8	10	10	6	2	1	0	2	14	.571	2	0	0	0	0
<b>Totals</b>	<b>3.91</b>	<b>36</b>	<b>21</b>	<b>57</b>	<b>57</b>	<b>0</b>	<b>7</b>	<b>7</b>	<b>15</b>	<b>527.1</b>	<b>506</b>	<b>284</b>	<b>229</b>	<b>247</b>	<b>368</b>	<b>94</b>	<b>5</b>	<b>38</b>	<b>1987</b>	<b>.255</b>	<b>52</b>	<b>55</b>	<b>4</b>	<b>23</b>	<b>36</b>
<b>Opponents</b>	<b>5.01</b>	<b>21</b>	<b>36</b>	<b>57</b>	<b>57</b>	<b>0</b>	<b>6</b>	<b>6</b>	<b>6</b>	<b>521.0</b>	<b>495</b>	<b>353</b>	<b>290</b>	<b>278</b>	<b>413</b>	<b>78</b>	<b>21</b>	<b>35</b>	<b>1934</b>	<b>.256</b>	<b>49</b>	<b>79</b>	<b>9</b>	<b>21</b>	<b>43</b>





**Rod Smolla**  
President



**Dr. Gary Clark**  
Director of Athletics



**Dr. Bill Pierce**  
Faculty Athletics Rep.



**Elaine Baker**  
Senior Woman Administrator



**Hunter Reid**  
Baseball SID

## Quick Facts

Location: ..... Greenville, S.C.  
Founded: ..... 1826  
Enrollment: ..... 2,630  
Nickname: ..... Paladins  
Colors: ..... Purple and White  
President: ..... Rod Smolla  
Director of Athletics: ..... Dr. Gary Clark  
Stadium (capacity): ..... Latham Stadium (2,000)  
Press Box Phone: ..... (864) 294-3066

Head Coach: ..... Ron Smith  
Alma Mater (Year): ..... Furman (1979)  
Record at Furman (Years): ..... 440-541-3 (18)  
Overall Record (Years): ..... 440-541-3 (18)  
Baseball Office Phone: ..... (864) 294-2146  
Assistant Coaches:  
..... Chris Edwards (Anderson, 2001)  
..... Jeff Whitfield (Lander, 2003)  
..... Frank Gamble

2011 Record: ..... 24-33  
Conference Record (place): ..... 13-16 (7th)  
Home: ..... 18-13  
Away: ..... 5-18  
Neutral: ..... 1-2  
Letterman Returning/Lost: ..... 20/11  
Starters Returning/Lost: ..... 5/4  
Starting Pitchers Returning/Lost: ..... 3/0

Baseball Contact: ..... Hunter Reid  
E-mail: ..... hunter.reid@furman.edu  
Office: ..... (864) 294-2061  
Cell: ..... (864) 567-1663  
Fax: ..... (864) 294-3061  
Website: ..... www.furmanpaladins.com

## 2012 Schedule

Date	Opponent	Time	Date	Opponent	Time
F. 17	MIAMI (OHIO)	4:00	A. 3	UNC ASHEVILLE	6:00
F. 18	MIAMI (OHIO)	12:00	A. 6	ELON*	6:00
F. 19	MIAMI (OHIO)	1:00	A. 7	ELON* (DH)	1:00
F. 21	PRESBYTERIAN	4:00	A. 10	CLEMSON \$	7:00
F. 22	at USC Upstate	4:00	A. 13	at Western Carolina*	5:00
F. 24	MICHIGAN STATE \$	5:00	A. 14	at Western Carolina*	2:00
F. 25	MIAMI (OHIO) \$	12:00	A. 15	at Western Carolina*	2:00
F. 25	MICHIGAN STATE	5:00	A. 17	at Georgia	6:00
F. 29	at Gardner-Webb	4:00	A. 18	WINTHROP	6:00
M. 2	TOLEDO	4:00	A. 20	at Appalachian State*	6:00
M. 3	TOLEDO	1:00	A. 21	at Appalachian State*	3:00
M. 4	TOLEDO	1:00	A. 22	at Appalachian State*	1:00
M. 6	at UNC Asheville	3:00	A. 24	EAST TENNESSEE STATE	6:00
M. 9	COLL. OF CHARLESTON*	6:00	A. 25	at Presbyterian	3:00
M. 10	COLL. OF CHARLESTON*	4:00	M. 2	GARDNER-WEBB	6:00
M. 11	COLL. OF CHARLESTON*	1:00	M. 4	WOFFORD*	7:00
M. 13	at East Tennessee State	7:05	M. 5	WOFFORD*	1:00
M. 14	USC UPSTATE	6:00	M. 6	WOFFORD*	2:00
M. 16	at Samford*	7:00	M. 9	at South Carolina	7:00
M. 17	at Samford*	3:00	M. 11	at The Citadel*	6:00
M. 18	at Samford*	2:00	M. 12	at The Citadel*	2:00
M. 20	SOUTH CAROLINA \$	7:00	M. 13	at The Citadel*	1:00
M. 23	GEORGIA SOUTHERN*	6:00	M. 15	at Clemson	6:30
M. 24	GEORGIA SOUTHERN*	4:00	M. 17	DAVIDSON*	7:00
M. 25	GEORGIA SOUTHERN*	1:00	M. 18	DAVIDSON* (DH)	1:00
M. 28	at Winthrop	6:00	M. 23-27	at SoCon Tournament	
M. 30	at UNCG*	6:00		(Fluor Field; Greenville, S.C.)	
M. 31	at UNCG*	1:00	\$	Fluor Field	
A. 1	at UNCG*	1:00	*	Southern Conference game	

## 2012 Paladins Roster

No.	Name	Pos.	B/T	Ht.	Wt.	Cl.	Hometown/Previous School
1	Hunter Burton	INF	L/R	5-6	151	Fr.	Williamston, S.C./Palmetto
2	Will Muzika	2B	R/R	5-10	161	Jr.	Spartanburg, S.C./Dorman
3	Matt Plate	RHP	R/R	6-1	173	Jr.	Alpharetta, Ga./Mount Pisgah Christian
5	Anthony Buonopane	RHP	R/R	5-9	164	So.	Rumson, N.J./Choate Rosemary Hall
6	Jake Jones	OF	L/R	6-1	162	Fr.	Valrico, Fla./Newsome
7	Tommy Winterstein	RHP	R/R	6-2	181	Fr.	Columbia, S.C./Cardinal Newman High School
8	Jake Wolff	RHP/INF	R/R	6-0	165	Fr.	Walhalla, S.C./Walhalla
9	Alex Abrams	3B/RHP	L/R	6-2	196	So.	Charleston, S.C./Bishop England
11	Stephen Gary	LHP	L/L	6-2	201	Sr.	Greenwood, S.C./Emerald
12	Matt Solter	RHP	R/R	6-1	184	Fr.	New Bern, N.C./New Bern
13	Harrison Farmer	1B/DH	R/R	6-5	250	So.	McLean, Va./Bullis Hill
14	Daniel Stallsmith	LHP	L/L	6-1	200	Sr.	Huntersville, N.C./South Lake Christian Acad.
15	Nate Smith	LHP	L/L	6-2	176	Jr.	West Chester, Ohio/Lakota West
16	Ben Carlson	RHP	R/R	6-3	194	Jr.	Mauldin, S.C./Spartanburg Methodist
18	Paul Nitto	C/1B	R/R	6-1	198	Jr.	Greenville, S.C./J.L. Mann
19	Taylor Simpson	RHP	R/R	6-1	178	Fr.	Cumming, Ga./Lakeview Academy
20	Will Miller	OF	R/R	5-11	182	Sr.	Atlanta, Ga./Westminster
22	Greg Harrison	RHP	R/R	6-1	190	Jr.	Hilton Head, S.C./Spartanburg Methodist
23	Taylor Johnson	OF/1B/DH	R/R	6-2	220	Sr.	Greer, S.C./USC Lancaster
24	Heath Burton	OF	R/R	5-6	151	So.	Williamston, S.C./Palmetto
25	Andrew Cadger	OF	L/L	6-0	186	Sr.	Dunwoody, Ga./Woodward Academy
26	Jake Kinsley	C	R/R	5-11	178	Fr.	Mahasset, N.Y./Regis
27	Chris Ohmstede	INF	R/R	5-8	176	Fr.	Marietta, Ga./Walker
29	Bobby Lyne	RHP	R/R	6-2	183	Sr.	Hawthorne Woods, Ill./Carmel
30	Elliott Warford	RHP	R/R	6-1	160	Fr.	Ponte Vedra, Fla./Ponte Vedra
31	Tyler Wood	RHP	R/R	6-2	218	So.	St. Louis, Mo./Chaminade Prep
32	Drake Browne	RHP	L/R	6-1	251	Jr.	Cincinnati, Ohio/Cincinnati Hills Christian Acad.
33	Mike Waller	RHP	R/R	6-7	233	Sr.	Ballwin, Mo./Chaminade Prep
34	Jacques de Gruy	RHP	R/R	6-4	193	So.	Dallas, Texas/Jesuit College Prep
35	Kevin Gottlieb	LHP	L/L	6-0	193	Sr.	Palm Beach Gardens, Fla./Palm Beach Gardens
37	Emil Brignola	RHP	R/R	5-9	168	Jr.	Marietta, Ga./Walton
39	Brant Masters	RHP	R/R	6-3	232	So.	Lakeland, Fla./Lakeland
41	Ryan Morse	LHP	L/L	6-3	188	Fr.	Coral Springs, Fla./Coral Springs Christian Acad.
42	Jarrod Rickman	1B/DH	R/R	5-11	185	Fr.	Myrtle Beach, S.C./Carolina Forest
43	Zack Greenwell	C	R/R	6-0	170	Fr.	Marietta, Ga./Mt. Paran Christian Academy
44	Will Owens	OF	R/R	5-11	177	Sr.	Greer, S.C./Riverside



## 2011 Results (24-33, 13-16, 7th)

Date	Opponent	Time	Date	Opponent	Time
F. 18	OHIO	W, 6-3	A. 8	APPALACHIAN STATE*	W, 3-2
F. 19	OHIO	W, 12-5	A. 9	APPALACHIAN STATE*	L, 10-2
F. 19	OHIO	W, 10-3	A. 10	APPALACHIAN STATE*	L, 3-2
F. 20	OHIO	W, 7-0	A. 12	WINTHROP	W, 4-3
F. 22	at Charleston Southern	L, 5-3	A. 13	EAST TENNESSEE STATE L, 12-9	
F. 23	at Georgia	L, 6-4	A. 15	THE CITADEL*	W, 12-3
F. 26	MICHIGAN STATE \$	L, 7-3	A. 16	THE CITADEL*	W, 7-6
F. 27	CINCINNATI \$	L, 9-8	A. 17	THE CITADEL*	L, 9-7 (10)
M. 1	at #4 South Carolina	L, 14-1	A. 19	at Gardner-Webb	L, 4-3
M. 2	GEORGIA \$	W, 3-0	A. 22	at College of Charleston*	L, 10-6
M. 4	at Davidson*	L, 1-0	A. 23	at College of Charleston*	L, 9-6
M. 5	at Davidson*	W, 8-2	A. 24	at College of Charleston* L, 13-12	
M. 6	at Davidson*	CCD	A. 26	at #18 Clemson	L, 5-0
M. 8	at East Tennessee State	L, 4-2	A. 27	GARDNER-WEBB	L, 3-2
M. 10	at Presbyterian	L, 11-4	A. 30	SAMFORD*	L, 11-5
M. 11	at Georgia Southern*	L, 7-1	M. 1	SAMFORD*	W, 5-3
M. 12	at Georgia Southern*	L, 11-1	M. 1	SAMFORD*	L, 3-2
M. 13	at Georgia Southern*	L, 14-7	M. 10	#13 CLEMSON \$	L, 5-1
M. 15	#4 SOUTH CAROLINA \$	W, 4-2	M. 13	WESTERN CAROLINA* L, 14-13 (16)	
M. 18	at Wofford*	W, 3-2 (12)	M. 14	WESTERN CAROLINA*	W, 9-8
M. 19	at Wofford*	W, 4-2	M. 15	WESTERN CAROLINA*	W, 14-7
M. 20	at Wofford*	W, 3-2	M. 18	at Elon*	W, 3-0
M. 22	at USC Upstate	L, 8-5	M. 19	at Elon*	L, 8-7
M. 23	USC UPSTATE	W, 4-0	M. 20	at Elon*	L, 14-0
M. 25	UNCG*	W, 7-4	M. 25	vs. UNCG &	W, 12-6
M. 27	UNCG*	W, 6-5 (12)	M. 26	vs. Samford &	L, 7-1
M. 27	UNCG*	L, 11-4	M. 27	vs. Appalachian State &	L, 5-0
M. 29	at Winthrop	L, 10-0	& - SoCon Tournament		
M. 30	CHARLESTON SO.	L, 14-4	(Riley Park; Charleston, S.C.)		
A. 5	EAST TENNESSEE STATE	W, 14-5	\$ - Fluor Field		
A. 6	PRESBYTERIAN	W, 9-6	* - Southern Conference game		



### Head Coach Ron Smith

Alma Mater (Year):..... Furman (1979)

#### Coaching:

.....Head coach, Furman, 1995-present

Record at FUR (Years):..... 440-541-3 (18)

Overall record (Years):..... 440-541-3 (18)



Latham Stadium

## 2011 Statistics

Batting	AVG	GP	GS	AB	R	H	2B	3B	HR	RBI	TB	SLG%	BB	HBP	SO	GDP	OB%	SF	SH	SB	ATT	PO	A	E	FLD%
Aaron Thompkins	.348	52	50	204	38	71	14	2	1	26	92	.451	24	2	25	3	.418	2	6	6	7	474	28	3	.994
Will Owens	.321	55	55	224	42	72	7	0	1	27	82	.366	31	1	31	4	.402	3	7	13	16	117	6	7	.946
Will Miller	.298	56	55	205	37	61	10	2	3	29	84	.410	25	13	29	3	.404	2	1	16	19	153	6	1	.994
Alex Abrams	.289	50	44	142	19	41	5	0	1	18	49	.345	35	2	33	3	.431	2	6	4	8	38	89	6	.955
Reese Wade	.285	50	39	158	14	45	10	0	2	33	61	.386	11	1	18	6	.333	1	0	2	5	0	0	0	.000
Paul Nitto	.282	47	45	170	27	48	5	1	6	26	73	.429	16	3	39	3	.353	1	3	1	1	234	23	6	.977
Will Muzika	.271	56	56	210	32	57	16	0	5	29	88	.419	26	6	33	3	.362	4	3	9	10	108	107	5	.977
J.B. Jenkins	.258	57	54	182	25	47	10	4	1	22	68	.374	16	4	34	6	.332	0	8	4	7	86	183	10	.964
Rob Fondu	.227	47	34	119	18	27	11	2	1	9	45	.378	24	3	35	1	.365	2	4	6	7	91	1	1	.989
Clay Tucker	1.000	1	0	1	0	1	0	0	0	0	1	1.000	0	0	0	0	1.000	0	0	0	0	0	0	0	.000
Taylor Johnson	.264	39	20	91	12	24	6	1	3	19	41	.451	9	1	16	1	.330	2	0	0	0	69	6	1	.987
Hunter Burton	.250	34	15	72	12	18	4	1	0	4	24	.333	6	1	18	1	.313	1	6	4	5	33	18	2	.962
Andrew Cadger	.250	6	0	4	1	1	0	0	0	1	1	.250	1	0	1	0	.400	0	0	0	0	1	0	0	1.000
Kevin O'Leary	.246	27	14	61	7	15	2	0	0	6	17	.279	3	0	18	2	.281	0	2	0	0	10	18	5	.848
Harrison Farmer	.222	14	2	18	0	4	0	0	0	2	4	.222	1	0	8	0	.250	1	0	0	0	13	1	2	.875
Cameron Allmendinger	.184	21	13	38	4	7	0	0	0	2	7	.184	4	1	6	1	.279	0	1	1	1	15	41	3	.949
Heath Burton	.091	25	4	11	4	1	1	0	0	2	2	.182	4	0	4	0	.333	0	0	0	0	9	0	1	.900
Dylan Cole	.026	14	13	38	2	1	1	0	0	5	2	.053	6	1	10	3	.170	2	1	0	1	44	7	4	.927
Drake Browne	.000	4	0	4	0	0	0	0	0	0	0	.000	0	0	1	0	.000	0	0	0	0	9	13	0	1.000
Joey Gallitto	.000	3	0	2	0	0	0	0	0	0	0	.000	0	0	0	0	.000	0	0	0	0	0	0	0	.000
Totals	.277	57	57	1954	294	541	102	13	24	260	741	.379	242	39	359	40	.364	23	48	66	87	1529	630	68	.969
Opponents	.304	57	57	2012	356	612	93	9	40	321	843	.419	208	66	272	50	.384	24	42	74	94	1529	615	80	.964
Pitching	ERA	W	L	APP	GS	CG	SHO	CBO	SV	IP	H	R	ER	BB	SO	2B	3B	HR	AB	B/Avg	WP	HBP	BK	SFA	SHA
Bobby Lyne	3.84	4	4	13	13	0	0	1	0	79.2	80	39	34	32	53	14	1	2	300	.267	8	11	2	4	6
Daniel Stallsmith	4.83	4	3	18	14	0	0	1	0	76.1	78	50	41	37	16	15	2	9	287	.272	15	12	1	6	4
Nate Smith	5.88	3	5	19	8	0	0	1	0	59.2	71	40	39	18	35	7	0	5	235	.302	10	5	0	4	9
Tyler Wood	6.52	3	5	15	14	0	0	1	0	69.0	102	55	50	18	37	14	2	8	294	.347	4	5	2	2	2
Andrew Cadger	0.00	0	0	1	0	0	0	0	0	0.1	0	0	0	3	0	0	0	0	1	.000	0	0	0	0	0
Mike Waller	1.29	0	0	8	0	0	0	0	0	7.0	9	4	1	3	2	0	0	0	28	.321	0	3	0	0	0
Dylan Cole	3.00	2	2	26	0	0	0	2	10	39.0	36	13	13	13	33	6	0	2	141	.255	0	1	1	2	1
Drake Browne	3.62	2	2	31	0	0	0	3	0	37.1	39	17	15	6	19	6	2	1	141	.277	1	4	0	0	6
Stephen Gary	5.87	2	2	21	4	0	0	0	0	38.1	35	25	25	26	16	6	0	2	141	.248	3	4	0	0	4
Kevin Gottlieb	6.75	0	2	13	1	0	0	0	0	13.1	22	14	10	7	7	2	0	1	63	.349	1	2	1	1	0
Emil Brignola	6.75	0	0	2	0	0	0	0	0	1.1	2	4	1	0	0	1	0	0	8	.250	2	2	0	0	0
Jay Friedman	7.45	1	3	22	0	0	0	0	0	29.0	50	26	24	8	16	7	0	2	127	.394	2	7	0	1	3
Brant Masters	7.88	0	0	7	0	0	0	0	0	8.0	17	9	7	3	3	1	1	0	37	.459	0	1	0	1	1
Matt Plate	8.04	2	3	19	1	0	0	1	0	28.0	38	30	25	17	17	7	1	5	118	.322	6	5	0	1	3
Brian Dudzinski	8.59	0	2	9	2	0	0	0	0	14.2	24	16	14	7	12	7	0	2	62	.387	5	1	1	1	2
John Paterson	13.50	0	0	7	0	0	0	0	0	4.2	5	8	7	6	4	0	0	1	18	.278	2	1	0	0	0
Robert Landers	13.50	1	0	5	0	0	0	0	0	4.0	4	6	6	4	2	0	0	0	11	.364	2	2	0	1	1
Totals	5.51	24	33	57	57	0	4	4	10	509.2	612	356	312	208	272	93	9	40	2012	.304	61	66	8	24	42
Opponents	4.15	33	24	57	57	2	5	3	15	509.2	541	294	235	242	359	102	13	24	1954	.277	37	39	6	23	48





**Dr. Brooks A. Keel**  
President



**Sam Baker**  
Director of Athletics



**Dr. Chris Geyerman**  
Faculty Athletics Rep.



**Cathy Beene**  
Senior Woman Administrator



**Barrett Gilham**  
Baseball SID

## Quick Facts

Location: ..... Statesboro, Ga.  
Founded: ..... 1906  
Enrollment: ..... 20,212  
Nickname: ..... Eagles  
Colors: ..... Blue and White  
President: ..... Dr. Brooks A. Keel  
Director of Athletics: ..... Sam Baker  
Stadium (capacity): ..... J.I. Clements Stadium (3,000)  
Press Box Phone: ..... (912) 478-2508

Head Coach: ..... Rodney Hennon  
Alma Mater (Year): ..... Western Carolina (1993)  
Record at Georgia Southern (Years): ..... 440-283 (13)  
Overall Record (Years): ..... 521-321-1 (15)  
Baseball Office Phone: ..... (912) 478-1350  
Assistant Coaches:  
..... Mike Tidick (Western Carolina, 1994)  
..... B.J. Green (Alabama, 2002)

2011 Record: ..... 36-26  
Conference Record (place): ..... 18-12 (3rd-tie)  
Home: ..... 22-9  
Away: ..... 10-15  
Neutral: ..... 4-2  
Letterman Returning/Lost: ..... 17/10  
Starters Returning/Lost: ..... 7/2  
Pitchers Returning/Lost: ..... 8/5

Baseball Contact: ..... Barrett Gilham  
E-mail: ..... bgilham@georgiasouthern.edu  
Office: ..... (912) 478-5448  
Cell: ..... (912) 678-5051  
Fax: ..... (912) 478-0046  
Website: ..... www.georgiasouthern eagles.com

## 2012 Schedule

Date	Opponent	Time	Date	Opponent	Time
F. 17	UT MARTIN	6:00	A. 4	BETHUNE-COOKMAN	6:00
F. 18	UT MARTIN	1:30	A. 5	at Davidson*	6:00
F. 19	UT MARTIN	1:30	A. 6	at Davidson*	6:00
F. 22	GEORGIA TECH	6:00	A. 7	at Davidson*	2:00
F. 24	RADFORD	6:00	A. 10	KENNESAW STATE	6:00
F. 25	RADFORD	2:30	A. 11	at Jacksonville	6:00
F. 26	RADFORD	1:30	A. 13	APPALACHIAN STATE*	6:00
F. 28	MERCER	6:00	A. 14	APPALACHIAN STATE*	2:30
M. 1	at North Florida	6:00	A. 15	APPALACHIAN STATE*	1:30
M. 2	at North Florida	6:00	A. 17	at Florida	7:00
M. 3	NORTH FLORIDA	6:00	A. 20	at Indiana	3:00
M. 4	NORTH FLORIDA	1:30	A. 21	at Indiana	1:00
M. 6	at Charleston Southern	2:00	A. 22	at Indiana	1:00
M. 9	at Elon*	4:00	A. 27	at The Citadel*	6:00
M. 10	at Elon*	2:00	A. 28	at The Citadel*	2:00
M. 11	at Elon*	1:30	A. 29	at The Citadel*	1:00
M. 13	at Wake Forest	4:00	M. 2	CHARLESTON SOUTHERN TBA	
M. 16	UNCG*	6:00	M. 4	SAMFORD*	6:00
M. 17	UNCG*	2:30	M. 5	SAMFORD*	2:30
M. 18	UNCG*	1:30	M. 6	SAMFORD*	1:30
M. 20	JACKSONVILLE	6:00	M. 11	WESTERN CAROLINA*	6:00
M. 23	at Furman*	6:00	M. 12	WESTERN CAROLINA*	2:30
M. 24	at Furman*	4:00	M. 13	WESTERN CAROLINA*	1:30
M. 25	at Furman*	1:00	M. 15	at Kennesaw State	6:00
M. 27	at Georgia Tech	6:00	M. 18	at Wofford*	6:00
M. 28	at Georgia Tech	4:00	M. 19	at Wofford* (DH)	2:00
M. 30	COLL. OF CHARLESTON*	6:00	M. 23-27	at SoCon Tournament	
M. 31	COLL. OF CHARLESTON*	2:30		(Fluor Field; Greenville, S.C.)	
A. 1	COLL. OF CHARLESTON*	1:30			

\* - Southern Conference game

## 2012 Eagles Roster

No.	Name	Pos.	B/T	Ht.	Wt.	Cl.	Hometown/Previous School
2	Stryker Brown	INF	L/R	5-11	170	So.	Dalton, Ga./Dalton
3	Will Middour	RHP	R/R	5-10	195	So.	Atlanta, Ga./Lakeside
4	Arthur Owens	OF	R/R	5-9	180	Jr.	Fayetteville, Ga./Sandy Creek
5	Tyler Avera	INF	R/R	5-9	160	Fr.	Baxley, Ga./Appling County
6	Taylor Jones	OF	L/R	6-1	190	R-Fr.	Macon, Ga./First Presbyterian Day School
7	Drew Johnson	LHP	L/L	6-0	175	Jr.	Peachtree City, Ga./Georgia Perimeter
8	Justin Hess	RHP	R/R	6-2	210	Jr.	Panama City, Fla./Mosley
9	Zac Lenns	OF	R/R	6-0	190	R-Fr.	Hilton Head Island, S.C./Hilton Head Christian Acad.
11	Clint Clark	C	R/R	5-9	175	Fr.	Newnan, Ga./Newnan
12	Eric Phillips	INF	R/R	6-2	195	Sr.	Carrollton, Ga./Carrollton
13	Brent Pugh	UTL	R/R	6-0	180	So.	Atlanta, Ga./Wesleyan
16	Casey Kicklighter	INF	R/R	5-10	195	Fr.	Jesup, Ga./Wayne County
18	Ben Morgan	INF	R/R	5-9	165	So.	Evans, Ga./Greenbrier
19	Nick Rau	INF	R/R	6-2	200	Fr.	Thomson, Ga./Thomson
21	Aubrey Shivers	INF	L/R	6-2	180	Fr.	Folkston, Ga./Charlton County
22	Josh Adams	RHP	R/R	6-2	194	Sr.	Bath, S.C./Spartanburg Methodist
23	Chase Griffin	C/INF	R/R	6-0	185	Fr.	Leesburg, Ga./Lee County
24	Scotter Williams	OF	R/L	5-6	200	Jr.	Detroit, Mich./Detroit CMA
25	Chris Beck	RHP	R/R	6-3	220	Jr.	Jefferson, Ga./Jefferson
26	Chris Myers	RHP	R/R	6-4	205	Jr.	Gainesville, Fla./Oak Hall
27	Garren Palmer	UTL	R/R	6-2	210	So.	Dalton, Ga./Dalton
28	Victor Roache	OF	R/R	6-1	225	Jr.	Ypsilanti, Mich./Lincoln
29	Heath Durand	RHP	R/R	6-2	170	Fr.	Martinez, Ga./Lakeside
30	Kyle Rowe	RHP	R/R	6-1	185	Jr.	Valdosta, Ga./Santa Fe
31	Bart Stapleton	LHP	L/L	6-2	180	Fr.	Macon, Ga./Gordon
32	Sam Howard	LHP	L/L	6-3	170	Fr.	Cartersville, Ga./Cartersville
33	Hunter Thomas	OF	L/R	5-10	185	Fr.	Johns Creek, Ga./Chattahoochee
34	Clint Taylor	RHP	R/R	6-3	210	Fr.	Eastman, Ga./Dodge County
35	Chase Cornwell	LHP	L/L	6-2	175	Fr.	Johns Creek, Ga./Walton
36	Michael Burruss	C/OF	L/R	6-1	185	Jr.	Marietta, Ga./Sprayberry
37	Josh Stevenson	RHP	R/R	6-2	195	Jr.	Social Circle, Ga./Gordon
38	T.D. Davis	INF	R/R	6-4	235	Jr.	Evans, Ga./Georgia Perimeter
39	Kyle Streicher	OF	R/R	6-0	170	Fr.	Grayson, Ga./Grayson
40	Win Lee	UTL	R/R	6-0	175	Fr.	Statesboro, Ga./Bulloch Academy
41	Jarret Leverett	LHP	L/L	6-3	190	Sr.	Eatonton, Ga./Middle Georgia
43	Taylor Burke	LHP	L/L	6-0	180	So.	Statesboro, Ga./Bulloch Academy
44	Robert Thompson	RHP	R/R	5-10	160	Fr.	Macon, Ga./First Presbyterian Day School
45	Lucas Hart	RHP	R/R	6-3	170	R-Fr.	Atlanta, Ga./North Cobb
46	Ryan Lowrey	RHP	R/R	6-1	180	Fr.	Weston, Fla./Calvary Christian
47	Jared Cheek	RHP	S/R	6-0	170	Fr.	Buckhead, Ga./Morgan County

## 2011 Results (36-26, 18-12, 3rd-tie)

Date	Opponent	Time	Date	Opponent	Time
F. 18	GEORGE WASHINGTON L, 8-6 (10)		A. 13	NORTH FLORIDA	L, 7-3
F. 19	GEORGE WASHINGTON W, 5-0		A. 15	at Western Carolina*	L, 12-4
F. 20	GEORGE WASHINGTON W, 18-0		A. 16	at Western Carolina*	W, 8-7
F. 22	#21 GEORGIA TECH W, 6-5		A. 17	at Western Carolina*	W, 16-13
F. 23	#21 GEORGIA TECH L, 7-4		A. 22	ELON*	W, 6-3
F. 25	N.C. CENTRAL W, 15-0		A. 23	ELON*	W, 6-0
F. 26	N.C. CENTRAL W, 12-2		A. 24	ELON*	L, 9-0
F. 27	N.C. CENTRAL W, 20-4		A. 27	at Kennesaw State	W, 11-7
M. 2	at North Florida	L, 11-3	A. 29	at UNCG*	L, 3-2
M. 4	ST. JOHN'S W, 4-3		A. 30	at UNCG*	L, 7-6 (10)
M. 5	ST. JOHN'S L, 14-3		M. 1	at UNCG*	L, 8-3
M. 6	ST. JOHN'S L, 7-3		M. 4	CHARLESTON SO. W, 13-12 (11)	
M. 8	at #1 Florida	W, 7-0	M. 6	WOFFORD*	L, 7-2
M. 11	FURMAN*	W, 7-1	M. 7	WOFFORD*	W, 12-4
M. 12	FURMAN*	W, 11-1	M. 8	WOFFORD*	L, 11-3
M. 13	FURMAN*	W, 14-7	M. 13	DAVIDSON*	W, 7-4
M. 15	at #21 Georgia Tech	L, 4-3	M. 13	DAVIDSON*	W, 5-2
M. 16	at #21 Georgia Tech	L, 12-3	M. 16	DAVIDSON*	W, 5-2
M. 18	at Samford*	L, 5-4	M. 17	at Charleston Southern	W, 14-9
M. 19	at Samford*	L, 9-2	M. 19	at Appalachian State*	L, 11-1
M. 20	at Samford*	W, 9-2	M. 20	at Appalachian State*	L, 8-6
M. 22	KENNESAW STATE W, 8-2		M. 21	at Appalachian State*	W, 12-4
M. 25	at #28 Coll. of Charleston* W, 11-7		M. 26	vs. Coll. of Charleston &	W, 4-2
M. 26	at #28 Coll. of Charleston* L, 3-2		M. 26	vs. Western Carolina &	W, 12-1
M. 27	at #28 Coll. of Charleston* W, 7-1		M. 28	vs. Coll. of Charleston &	L, 9-1
M. 29	at Jacksonville	L, 4-2	M. 28	vs. Coll. of Charleston &	W, 7-6
A. 1	THE CITADEL* W, 4-3		M. 29	vs. Samford &	W, 1-0
A. 2	THE CITADEL* W, 15-2		J. 3	at South Carolina \$	L, 2-1
A. 3	THE CITADEL* W, 11-9		J. 4	vs. North Carolina State \$	L, 5-2
A. 6	MERCER L, 14-1		& - SoCon Tournament		
A. 8	at Marshall %	CCD	(Riley Park; Charleston, S.C.)		
A. 10	at Marshall %	W, 9-3	* - Southern Conference game		
A. 10	at Marshall %	L, 5-3	% - Beckley, W.Va.		
A. 12	JACKSONVILLE W, 20-7		\$ - NCAA Tournament (Columbia, S.C.)		



## Head Coach Rodney Hennon

Alma Mater (Year): Western Carolina (1993)

## Coaching:

Head Coach, Western Carolina, 1997-99

Head Coach, Georgia Southern, 1999-pres.

Record at GSU (Years): ..... 440-283 (13)

Overall record (Years): ..... 521-321-1 (15)



J.I. Clements Stadium

## 2011 Statistics

Batting	AVG	GP	GS	AB	R	H	2B	3B	HR	RBI	TB	SLG%	BB	HBP	SO	GDP	OB%	SF	SH	SB	ATT	PO	A	E	FLD%
Eric Phillips	.390	62	62	251	62	98	13	3	4	39	129	.514	28	8	20	6	.464	2	5	26	31	110	128	15	.941
Victor Roache	.326	62	62	230	58	75	10	2	30	84	179	.778	37	11	42	1	.438	3	0	3	7	113	4	4	.967
Steve Cochrane	.326	61	60	224	38	73	19	1	6	56	112	.500	40	1	42	4	.421	6	1	4	7	491	26	12	.977
Shawn Payne	.314	62	61	242	70	76	16	6	6	39	122	.504	38	13	60	2	.432	1	5	33	36	164	5	5	.971
Michael Burruss	.300	62	62	273	51	82	11	5	3	46	112	.410	11	2	46	4	.330	2	1	9	11	65	4	6	.920
Tom Richardson	.252	61	57	206	20	52	16	0	0	24	68	.330	25	5	43	5	.345	2	6	0	0	385	41	4	.991
Ben Morgan	.239	59	59	218	38	52	13	0	0	23	65	.298	16	2	28	4	.295	1	20	7	8	102	191	21	.933
Brent Pugh	.228	54	42	136	21	31	9	0	0	19	40	.294	18	2	38	1	.321	3	12	1	3	32	72	6	.945
Scooter Williams	.277	32	29	94	16	26	4	0	0	6	30	.319	12	6	27	0	.389	1	7	9	9	41	1	0	1.000
Stryker Brown	.250	24	7	40	8	10	1	0	1	5	14	.350	8	2	7	0	.385	2	1	0	1	13	22	6	.854
Garren Palmer	.236	29	16	72	11	17	3	0	2	14	26	.361	9	4	13	4	.353	0	0	1	3	25	2	0	1.000
Arthur Owens	.222	40	15	63	13	14	1	0	0	4	15	.238	9	4	10	3	.355	0	2	0	0	31	0	0	1.000
Andy Moye	.203	22	19	64	10	13	1	0	2	9	20	.313	9	0	13	3	.293	2	0	1	1	12	42	5	.915
Vince Smith	.182	10	1	11	2	2	0	0	0	0	2	.182	1	2	3	0	.357	0	0	0	0	2	0	0	1.000
Jesse Piccolo	.095	9	5	21	6	2	0	0	0	4	2	.095	3	3	3	0	.296	0	0	0	0	31	6	0	1.000
D.J. Henderson	.091	14	1	11	1	1	0	0	0	1	1	.091	1	3	2	0	.313	1	0	1	1	5	2	0	1.000
Totals	.289	62	62	2156	425	624	117	17	54	373	937	.435	265	68	397	37	.381	26	60	95	118	1640	622	95	.960
Opponents	.266	62	62	2077	337	552	103	6	35	301	772	.372	237	43	424	50	.349	28	44	84	110	1618	663	110	.954
Pitching	ERA	W	L	APP	GS	CG	SHO	CBO	SV	IP	H	R	ER	BB	SO	2B	3B	HR	AB	B/Avg	WP	HBP	BK	SFA	SHA
Andy Moye	2.39	7	2	15	12	2	0	1	0	79.0	64	30	21	40	63	15	1	2	279	.229	5	8	0	4	6
Matt Murray	2.39	4	3	26	2	0	0	2	9	67.2	50	23	18	21	72	7	0	2	241	.207	2	7	0	5	4
Chris Beck	3.23	9	5	20	19	2	1	2	0	103.0	79	51	37	39	109	18	0	3	375	.211	1	6	1	2	7
Josh Adams	4.79	9	6	21	13	0	0	2	0	71.1	76	46	38	35	39	12	0	3	270	.281	10	9	2	4	6
Taylor Burke	2.57	0	0	15	0	0	0	0	0	14.0	14	4	4	11	1	4	0	0	51	.275	2	0	0	2	2
Colin Snow	4.09	0	1	14	0	0	0	1	0	11.0	13	7	5	7	6	1	0	0	46	.283	0	0	0	1	0
Will Middour	5.09	3	1	20	5	0	0	1	2	40.2	42	26	23	15	22	7	1	3	152	.276	0	3	0	2	5
Ryan McCafferty	5.14	0	0	8	0	0	0	1	0	7.0	10	5	4	6	7	0	0	1	29	.345	0	2	1	1	0
Justin Hess	6.58	3	2	18	5	0	0	0	0	52.0	66	43	38	15	45	10	1	11	212	.311	9	3	0	1	6
Chris Myers	6.97	0	0	11	0	0	0	0	0	10.1	14	8	8	8	3	3	0	2	43	.326	0	0	0	2	0
Joe Lower	7.08	1	2	20	2	0	0	2	1	40.2	48	39	32	21	25	12	1	1	161	.298	2	2	0	1	5
Jarret Leverett	7.84	0	3	24	3	0	0	0	2	41.1	61	45	36	17	26	12	2	7	178	.343	4	3	0	3	2
Drew Johnson	9.35	0	1	7	1	0	0	2	0	8.2	15	10	9	2	6	2	0	0	40	.375	2	0	0	0	1
Totals	4.48	36	26	62	62	4	6	5	14	546.2	552	337	272	237	424	103	6	35	2077	.266	37	43	4	28	44
Opponents	5.49	26	36	62	62	3	1	1	10	539.1	624	425	329	265	397	117	17	54	2156	.289	59	68	12	26	60





**Dr. Linda P. Brady**  
Chancellor




**Kim Record**  
Director of Athletics



**Dr. Terry Ackerman**  
Faculty Athletics Rep.



**Jody Smith**  
Senior Woman Administrator



**David Percival**  
Baseball SID

## Quick Facts

Location: Greensboro, N.C.  
Founded: 1891  
Enrollment: 18,502  
Nickname: Spartans  
Colors: Gold, White and Navy  
Chancellor: Dr. Linda P. Brady  
Director of Athletics: Kim Record  
Stadium (capacity): UNCG Baseball Stadium (3,500)  
Press Box Phone: (336) 334-5625

Head Coach: Mike Gaski  
Alma Mater (Year): Detroit (1973)  
Record at UNCG (Years): 632-513-1 (21)  
Overall Record (Years): 632-513-1 (21)  
Baseball Office Phone: (336) 334-3247  
Assistant Coaches:  
Jamie Athas (Arizona State, 2006)  
Jarrett Santos (UNCG, 2004)

2011 Record: 34-20  
Conference Record (place): 22-8 (2nd)  
Home: 23-11  
Away: 11-7  
Neutral: 0-2  
Letterman Returning/Lost: 21/14  
Position Players Returning/Lost: 11/8  
Pitchers Returning/Lost: 10/6

Baseball Contact: David Percival  
E-mail: drperciv@uncg.edu  
Office: (336) 334-5615  
Cell: (336) 207-2383  
Fax: (336) 334-3182  
Website: www.uncgspartans.com

## 2012 Schedule

Date	Opponent	Time	A. 6 PRESBYTERIAN	1:00
F. 17	DELAWARE STATE	4:00	A. 7 PRESBYTERIAN	1:00
F. 18	DELAWARE STATE	1:00	A. 10 at Duke	6:00
F. 19	DELAWARE STATE	1:00	A. 13 at The Citadel*	6:00
F. 21	UNC ASHEVILLE	4:00	A. 14 at The Citadel*	2:00
F. 24	PENN STATE	4:00	A. 15 at The Citadel*	1:00
F. 25	PENN STATE	1:00	A. 17 WAKE FOREST	6:00
F. 26	PENN STATE	1:00	A. 20 DAVIDSON*	6:00
M. 2	RADFORD	4:00	A. 21 DAVIDSON*	1:00
M. 3	RADFORD	1:00	A. 22 DAVIDSON*	1:00
M. 4	RADFORD	1:00	A. 24 at North Carolina	6:00
M. 6	EASTERN KENTUCKY	4:00	A. 27 at Elon*	6:30
M. 7	EASTERN KENTUCKY	4:00	A. 28 at Elon*	6:30
M. 9	SAMFORD*	6:00	A. 29 at Elon*	1:30
M. 10	SAMFORD*	1:00	M. 2 NORTH CAROLINA A&T	6:00
M. 11	SAMFORD*	1:00	M. 4 at Appalachian State*	6:00
M. 13	NORTH CAROLINA	6:00	M. 5 at Appalachian State*	3:00
M. 16	at Georgia Southern*	6:00	M. 6 at Appalachian State*	1:00
M. 17	at Georgia Southern*	2:30	M. 9 DUKE	6:00
M. 18	at Georgia Southern*	1:30	M. 11 WOFFORD*	6:00
M. 21	PRINCETON	6:00	M. 12 WOFFORD*	1:00
M. 23	at Western Carolina*	4:00	M. 13 WOFFORD*	1:00
M. 24	at Western Carolina*	2:00	M. 15 NORTH CAROLINA STATE	6:00
M. 25	at Western Carolina*	1:00	M. 17 COLL. OF CHARLESTON*	6:00
M. 28 vs. North Carolina A&T %	6:00		M. 18 COLL. OF CHARLESTON*	6:00
M. 30 FURMAN*	6:00		M. 19 COLL. OF CHARLESTON*	1:00
M. 31 FURMAN*	1:00		M. 23-27 at SoCon Tournament	
A. 1 FURMAN*	1:00		(Fluor Field; Greenville, S.C.)	
A. 3 at Wake Forest	6:00		* - Southern Conference game	
A. 5 PRESBYTERIAN	6:00		% - at NewBridge Bank Park	

## 2012 Spartans Roster

No.	Name	Pos.	B/T	Ht.	Wt.	Cl.	Hometown/Previous School
1	Tino Leite	INF	R/R	5-10	160	Fr.	Rodeo, Calif./Salesian
3	Ricky Guile	INF	R/R	5-10	165	Fr.	Lebanon, N.J./North Hunterdon
5	Pete Schultz	RHP	R/R	5-10	160	So.	Kernersville, N.C./East Forsyth
6	Brennen James	RHP	R/R	5-10	170	Fr.	Taylorsville, N.C./Alexander Central
7	Lee Gilliam	RHP	R/R	6-0	170	Fr.	Chapel Hill, N.C./Chapel Hill
8	Bobby Martin	OF	R/R	6-1	175	Sr.	Redondo Beach, Calif./Redondo Union
9	TJ Spina	INF	R/R	6-2	190	Jr.	Newberry, Fla./Santa Fe
10	Lloyd Enzor	INF	R/R	6-3	215	Jr.	Whiteville, N.C./Southeastern CC
12	Dominique Vattuone	RHP	R/R	6-4	175	Jr.	Germantown, Md./Northwest
13	Nick Jones	RHP	R/R	6-5	190	Fr.	Woodstock, Ga./Etowah
14	Kris Richards	INF	R/R	6-0	185	Sr.	Garner, N.C./West Johnston
15	Corey Taylor	LHP	R/L	6-2	190	Jr.	Fallston, Md./Fallston
16	Tyler Hollstegge	RHP	L/R	6-2	175	Jr.	West Chester, Ohio/St. Xavier
17	Dylan Hathcock	LHP	L/L	6-3	190	So.	Tampa, Fla./Gaither
18	Matt Crump	C	R/R	6-0	195	Sr.	Matthews, N.C./Polk CC
20	Zach Leach	C/OF	R/R	6-2	185	Jr.	Herndon, Va./Herndon
21	Christian Wolfe	OF	L/L	6-2	185	Jr.	Bel Air, Md./John Carroll
22	Max Povse	RHP	R/R	6-7	210	Fr.	Cary, N.C./Green Hope
23	Wes McBride	RHP	R/R	6-3	215	Sr.	Lewisville, N.C./West Forsyth
24	Nick Chapman	OF	L/R	6-1	175	Fr.	Morganton, N.C./Patton
25	Thomas Troelstrup	INF	R/R	6-0	190	Sr.	Tallahassee, Fla./Lincoln
26	Zach Furl	RHP	R/R	6-0	204	Sr.	Sanford, N.C./Lee County
27	Tyler Frazier	RHP	R/R	6-3	180	Fr.	Fairfax Station, Va./South County
28	Caleb Henley	LHP	L/L	6-7	255	R-Fr.	Salisbury, N.C./East Rowan
29	Joe Hager	OF	L/R	6-1	195	So.	Charlotte, N.C./Myers Park
30	Cambric Moye	C	R/R	6-1	185	So.	Goldsboro, N.C./Eastern Wayne
31	TJ Wharton	C	R/R	5-11	200	Fr.	Lutz, Fla./Bishop McLaughlin
32	Jonathan Jones	LHP	L/L	6-4	220	Sr.	Destin, Fla./McGill Toolen
33	Trevor Edwards	1B/C	L/R	6-2	210	Jr.	Toronto, Ontario, Canada/Taddle Creek
34	Eric Kalbfleisch	OF/LHP	L/L	6-3	180	Fr.	Pilot Mountain, N.C./North Stokes
35	Cole Harrison	OF	R/R	6-3	215	So.	Key West, Fla./Key West
38	Andrew Spleth	INF/RHP	R/R	6-3	220	Sr.	Indianapolis, Ind./Lawrence North
42	Brandon Browne	LHP	L/L	6-1	180	So.	Hope Mills, N.C./Gray's Creek
43	Blair Betts	LHP	L/L	6-1	195	So.	Cary, N.C./Athens Drive
44	Adam Boghosian	RHP	L/R	6-1	185	R-Fr.	Cary, N.C./Green Hope

## 2011 Results (34-20, 22-8, 2nd)

Date	Opponent	Time	Date	Opponent	Time
F. 18	DELAWARE	W, 7-3	A. 9	at Davidson*	L, 14-3
F. 19	DELAWARE	W, 10-9	A. 10	at Davidson*	L, 5-2
F. 20	DELAWARE	L, 3-1 (14)	A. 12	WAKE FOREST	L, 10-6
F. 22	UNC ASHEVILLE	L, 3-0	A. 15	JAMES MADISON	L, 12-8 (12)
F. 25	CLEVELAND STATE	W, 4-3	A. 16	JAMES MADISON	W, 4-3 (12)
F. 26	CLEVELAND STATE	L, 5-4	A. 17	JAMES MADISON	L, 17-7
F. 27	CLEVELAND STATE	W, 10-3	A. 19	at Duke	W, 5-4
M. 1	at Wake Forest	L, 11-1	A. 22	at Samford*	L, 7-5
M. 4	ALBANY	W, 6-5	A. 22	at Samford*	W, 4-1
M. 5	ALBANY	W, 9-8	A. 23	at Samford*	W, 5-3
M. 5	ALBANY	L, 8-6	A. 27	HIGH POINT	W, 10-3
M. 8	ST. JOHN'S	W, 9-7	A. 29	GEORGIA SOUTHERN*	W, 3-2
M. 11	WESTERN CAROLINA*	W, 5-4	A. 30	GEORGIA SOUTHERN*	W, 7-6 (10)
M. 12	WESTERN CAROLINA*	W, 11-4	M. 1	GEORGIA SOUTHERN*	W, 8-3
M. 13	WESTERN CAROLINA*	W, 9-6	M. 6	at College of Charleston*	W, 5-4 (11)
M. 16	PRINCETON	W, 1-0	M. 7	at College of Charleston*	L, 6-5
M. 18	APPALACHIAN STATE*	W, 5-3	M. 8	at College of Charleston*	W, 9-6
M. 19	APPALACHIAN STATE*	L, 4-2	M. 10	at High Point	W, 12-4
M. 20	APPALACHIAN STATE*	W, 5-3	M. 13	THE CITADEL*	W, 5-1
M. 23	NORTH CAROLINA A&T	Susp.	M. 14	THE CITADEL*	W, 5-1
M. 25	at Furman*	L, 7-4	M. 15	THE CITADEL*	W, 12-11
M. 27	at Furman*	L, 6-5 (12)	M. 20	at Wofford*	W, 3-0
M. 27	at Furman*	W, 11-4	M. 21	at Wofford*	W, 5-0
M. 29	NORTH CAROLINA STATE	L, 9-1	M. 21	at Wofford*	W, 15-0
M. 30	NORTH CAROLINA A&T % CCD		M. 25	vs. Furman &	L, 12-6
A. 1	ELON*	L, 1-0	M. 26	vs. Appalachian State &	L, 6-4
A. 2	ELON*	W, 13-9	& - SoCon Tournament		
A. 3	ELON*	W, 6-5	(Riley Park; Charleston, S.C.)		
A. 6	DUKE	L, 8-6	* - Southern Conference game		
A. 8	at Davidson*	W, 8-5	% - at NewBridge Bank Park		



## Head Coach Mike Gaski

Alma Mater (Year):.....Detroit (1973)

## Coaching:

Head coach, UNCG, 1991-present

Record at UNCG (Years):..... 598-493-1 (20)

Overall record (Years):..... 598-493-1 (20)



UNCG Baseball Stadium

## 2011 Statistics

Batting	AVG	GP	GS	AB	R	H	2B	3B	HR	RBI	TB	SLG%	BB	HBP	SO	GDP	OB%	SF	SH	SB	ATT	PO	A	E	FLD%
Trevor Edwards	.318	53	50	179	36	57	18	2	8	51	103	.575	25	18	45	2	.437	7	4	0	1	319	43	4	.989
Drew Gehringer	.303	52	51	188	40	57	9	3	3	31	81	.431	21	5	31	5	.386	1	9	15	16	158	6	1	.994
Eric Brindle	.283	53	49	191	36	54	5	3	1	23	68	.356	32	2	40	1	.389	1	15	5	6	89	107	12	.942
Bobby Martin	.270	53	49	200	37	54	8	1	1	25	67	.335	27	5	28	2	.371	0	18	14	17	136	0	2	.986
Ray Quinones	.261	42	34	138	23	36	10	2	3	23	59	.428	15	1	25	3	.333	2	3	3	3	63	76	3	.979
Thomas Troelstrup	.244	51	48	176	25	43	11	0	3	29	63	.358	20	4	28	4	.333	1	4	1	3	83	75	11	.935
Cody Walker	.325	34	22	83	15	27	6	2	0	17	37	.446	10	1	15	1	.400	1	6	0	1	46	3	0	1.000
Cole Harrison	.324	17	8	34	5	11	1	0	1	6	15	.441	6	0	7	1	.425	0	1	0	0	4	0	1	.800
John Hein	.322	38	22	87	26	28	7	1	0	8	37	.425	18	5	13	2	.464	0	6	0	0	31	50	3	.964
Ray Crawford	.287	38	27	108	16	31	2	0	2	15	39	.361	8	2	26	4	.339	3	5	0	0	0	1	0	1.000
Andrew Spleth	.282	36	21	78	14	22	5	0	0	10	27	.346	16	1	18	1	.406	1	0	0	0	165	9	1	.994
Joe Hager	.250	26	11	32	3	8	2	0	0	6	10	.313	9	0	11	2	.415	0	3	0	0	0	0	0	.000
Matt Crump	.250	6	3	16	2	4	0	0	1	3	7	.438	2	0	4	1	.316	1	0	0	0	29	2	0	1.000
Chris Barker	.242	39	31	128	19	31	8	0	0	16	39	.305	14	14	20	3	.376	1	2	6	7	75	3	1	.987
Cambric Moye	.240	28	22	50	8	12	1	0	0	5	13	.260	9	0	16	0	.356	0	4	1	1	121	15	1	.993
Kris Richards	.208	32	17	53	9	11	2	2	0	3	17	.321	3	0	14	0	.241	2	6	0	0	22	46	5	.932
Zach Leach	.202	35	16	84	7	17	1	0	0	10	18	.214	3	1	17	0	.233	2	3	1	2	79	7	1	.989
Lloyd Enzor	.125	8	5	24	1	3	0	0	0	0	3	.125	3	0	7	0	.222	0	0	0	0	36	8	0	1.000
Totals	.274	54	54	1849	322	506	96	16	23	281	703	.380	241	59	365	32	.371	23	89	46	57	1489	529	51	.975
Opponents	.262	54	54	1857	287	486	77	16	30	257	685	.369	244	51	353	34	.359	26	44	81	105	1451	626	92	.958
Pitching	ERA	W	L	APP	GS	CG	SHO	CBO	SV	IP	H	R	ER	BB	SO	2B	3B	HR	AB	B/Avg	WP	HBP	BK	SFA	SHA
Colby Hyatt	3.43	8	3	18	14	1	0	1	1	94.1	98	46	36	14	29	20	5	6	366	.268	2	6	0	4	6
Brandon Browne	3.78	2	2	16	13	0	0	1	0	66.2	55	31	28	42	45	9	1	7	243	.226	4	3	0	1	4
Jarett Miller	4.01	4	2	28	4	0	0	2	3	60.2	50	29	27	38	66	4	3	3	220	.227	6	4	0	4	3
Warren Slack	4.25	7	2	17	15	0	0	1	0	82.2	91	45	39	21	73	15	3	4	320	.284	8	10	0	4	8
Greg Smith	3.66	3	3	30	1	0	0	2	0	39.1	33	18	16	24	30	3	0	3	136	.243	7	11	2	2	5
Jonathan Jones	4.72	2	4	26	5	0	0	2	2	53.1	59	33	28	27	34	4	1	3	204	.289	6	4	1	4	6
Dylan Hathcock	4.75	2	1	23	1	0	0	1	0	41.2	32	25	22	35	29	8	0	1	144	.222	5	5	0	1	5
Tyler Hollstegge	5.18	3	1	18	0	0	0	2	4	24.1	18	15	14	14	21	3	1	1	85	.212	3	2	0	1	1
Zach Furr	5.95	2	0	26	0	0	0	1	2	19.2	20	13	13	12	15	8	0	2	67	.299	1	4	0	3	4
Pete Schultz	13.91	1	2	10	0	0	0	0	0	11.0	24	20	17	7	9	1	2	0	59	.407	6	1	0	0	2
Andrew Spleth	27.00	0	0	2	1	0	0	0	0	1.0	2	3	3	2	0	0	0	0	6	.333	1	0	0	0	0
Dylan Newton	32.40	0	0	4	0	0	0	0	0	1.2	3	6	6	6	2	2	0	0	6	.500	2	1	0	2	0
Kris Richards	99.00	0	0	1	0	0	0	0	0	0.0	1	3	3	2	0	0	0	0	1	1.000	0	0	0	0	0
Totals	4.48	34	20	54	54	1	4	4	12	496.1	486	287	247	244	353	77	16	30	1857	.262	51	51	3	26	44
Opponents	4.35	20	34	54	54	1	2	2	10	483.2	506	322	234	241	365	96	16	23	1849	.274	43	59	9	23	89





**Dr. Andrew Westmoreland**  
President



**Martin Newton**  
Director of Athletics



**Dr. Chris Metress**  
Faculty Athletics Rep.



**Michelle Durban**  
Senior Woman Administrator



**Joey Mullins**  
Baseball SID

## Quick Facts

Location: ..... Birmingham, Ala.  
Founded: ..... 1841  
Enrollment: ..... 4,500  
Nickname: ..... Bulldogs  
Colors: ..... Red and Blue  
President: ..... Dr. Andrew Westmoreland  
Director of Athletics: ..... Martin Newton  
Stadium (capacity): ..... Joe Lee Griffin Field (1,000)  
Press Box Phone: ..... (205) 726-4167

Head Coach: ..... Casey Dunn  
Alma Mater (Year): ..... Auburn (1999)  
Record at Samford (Years): ..... 204-195 (7)  
Overall Record (Years): ..... 204-195 (7)  
Baseball Office Phone: ..... (205) 726-2134  
Assistant Coaches:  
..... Tony David (South Alabama, 1996)  
..... Mike Fieldbinder (Montevallo, 1996)  
..... Rucker Taylor (Vanderbilt, 2006)

2011 Record: ..... 37-23  
Conference Record (place): ..... 18-12 (3rd-tie)  
Home: ..... 22-9  
Away: ..... 12-13  
Neutral: ..... 3-1  
Letterman Returning/Lost: ..... 24/11  
Starters Returning/Lost: ..... 7/1  
Starting Pitchers Returning/Lost: ..... 4/1

Baseball Contact: ..... Joey Mullins  
E-mail: ..... jmmulli1@samford.edu  
Office: ..... (205) 726-2799  
Cell: ..... (205) 532-3477  
Fax: ..... (205) 726-2545  
Website: ..... www.samfordsports.com

## 2012 Schedule

Date	Opponent	Time	Date	Opponent	Time
F. 17	RADFORD	7:00	A. 7	THE CITADEL*	3:00
F. 18	RADFORD	3:00	A. 8	THE CITADEL*	2:00
F. 19	RADFORD	2:00	A. 10	at Auburn	7:00
F. 21	ALABAMA A&M	7:00	A. 13	at College of Charleston*	6:00
F. 22	at Jacksonville State	4:00	A. 14	at College of Charleston*	3:00
F. 24	at South Alabama	7:30	A. 15	at College of Charleston*	1:00
F. 25	at South Alabama	3:00	A. 17	at UAB	7:30
F. 26	at South Alabama	2:00	A. 18	UAB	7:00
F. 28	at Troy	7:00	A. 20	WESTERN CAROLINA*	7:00
M. 3	PENN STATE	3:00	A. 21	WESTERN CAROLINA*	3:00
M. 4	PENN STATE	3:00	A. 22	WESTERN CAROLINA*	2:00
M. 5	PENN STATE	7:00	A. 24	ALABAMA	7:00
M. 7	JACKSONVILLE STATE	7:00	A. 27	at Davidson*	6:00
M. 9	at UNCG*	6:00	A. 28	at Davidson*	2:00
M. 10	at UNCG*	1:00	A. 29	at Davidson*	1:00
M. 11	at UNCG*	1:00	M. 1	TROY	7:00
M. 14	at Alabama	7:00	M. 4	at Georgia Southern*	6:00
M. 16	FURMAN*	7:00	M. 5	at Georgia Southern*	2:30
M. 17	FURMAN*	3:00	M. 6	at Georgia Southern*	1:30
M. 18	FURMAN*	2:00	M. 11	APPALACHIAN STATE*	7:00
M. 20	at Florida	7:00	M. 12	APPALACHIAN STATE*	3:00
M. 23	at Wofford*	6:00	M. 13	APPALACHIAN STATE*	2:00
M. 24	at Wofford*	3:00	M. 15	FLORIDA	7:30
M. 25	at Wofford*	1:00	M. 17	at Oklahoma	7:30
M. 27	AUBURN	7:00	M. 18	at Oklahoma	7:30
M. 30	ELON*	7:00	M. 19	at Oklahoma	3:00
M. 31	ELON*	3:00	M. 23-27	at SoCon Tournament	
A. 1	ELON*	2:00		(Fluor Field; Greenville, S.C.)	
A. 3	at Alabama A&M	4:00		* - Southern Conference game	
A. 6	THE CITADEL*	7:00			

## 2012 Bulldogs Roster

No.	Name	Pos.	B/T	Ht.	Wt.	Cl.	Hometown/Previous School
1	Arthur Strauss	RHP	R/R	6-1	178	Jr.	Birmingham, Ala./Spain Park
2	Tyler Filliben	IF	R/R	6-2	188	So.	So. Miami, Fla./Christopher Columbus
5	Caleb Dugas	C/IF	R/R	5-10	188	Fr.	Flowood, Miss./Northwest Rankin
6	Phillip Ervin	RHP/OF	R/R	5-10	195	So.	Leroy, Ala./Leroy
7	Zeth Stone	IF	L/R	5-10	175	Jr.	Chattanooga, Tenn./Chattanooga State
8	Brad Moss	C	R/R	5-7	160	Sr.	Atlanta, Ga./Calhoun
9	Lex Rutledge	LHP	L/L	6-1	187	Jr.	Tupelo, Miss./Tupelo
10	Austin Allison	IF	R/R	5-7	155	Jr.	Phenix City, Ala./Glenwood Acad.
11	Christiaan Durdaller	OF	R/R	6-3	200	Jr.	Marietta, Ga./N.W. Florida CC
12	Cole Limbaugh	RHP	R/R	6-4	188	Fr.	Childersburg, Ala./Childersburg
13	Kevin Putkonen	OF	L/L	5-11	202	Sr.	South Windsor, Conn./CVCC
14	Phillip Flach	RHP/IF	R/R	5-11	168	Fr.	Homewood, Ala./Homewood
15	Brandon Haarer	OF	R/R	6-0	200	Fr.	Sarasota, Fla./Sarasota
17	C.K. Irby	RHP	R/R	6-1	187	So.	Florence, Ala./Mars Hill Bible School
18	Michael Gunter	RHP	R/R	6-1	192	Sr.	Trussville, Ala./Wallace-Hanceville CC
21	Kyle Putkonen	RHP	R/R	6-3	200	Sr.	Atlanta, Ga./Walton
22	Tommy Corbin	IF	R/R	6-0	201	Jr.	College Park, Ga./Woodward Acad.
23	Andres Garcia	RHP	R/R	6-3	235	Fr.	Miami, Fla./Christopher Columbus
24	Damon Waller	UT	R/R	6-2	214	Fr.	Atlanta, Ga./Woodward Acad.
25	Brandon Miller	C/OF	R/R	6-1	208	Sr.	Tyrone, Ga./N.W. Florida CC
27	Jared Watson	C	R/R	5-11	177	Fr.	Jacksonville, Fla./Episcopal
28	Taylor Hammond	LHP	L/L	5-11	193	Jr.	Windermere, Fla./Olympia
29	Joseph Burns	LHP	L/L	6-1	198	Sr.	Pinson, Ala./Jackson State CC
30	Sean Handlan	LHP	L/L	5-10	215	Jr.	Snellville, Ga./South Gwinnett
32	Brandon Powell	OF	L/L	6-0	202	So.	Houston, Texas/Second Baptist
33	Saxon Butler	1B	L/L	6-2	239	Sr.	Oxford, Ala./Pensacola JC
34	Josh Martin	RHP	R/R	6-5	234	Sr.	Enterprise, Ala./Enterprise
35	Charles Basford	RHP	R/R	6-2	214	Sr.	Tallahassee, Fla./Pensacola JC
36	Charles Terry	RHP	R/R	6-3	200	So.	Birmingham, Ala./Mountain Brook
37	Matt Frederick	OF	R/R	5-11	181	Sr.	Homewood, Ala./Bevill State CC
38	Drew McWhorter	C	R/R	5-8	195	Jr.	Duluth, Ga./Middle Georgia College
39	Luke Leeth	LHP	L/L	5-10	171	Fr.	Huntsville, Ala./Huntsville
40	Tyler Vanderheiden	RHP	R/R	6-1	174	Sr.	Hattiesburg, Miss./Oak Grove
41	Mark Donham	RHP	R/R	6-3	194	R-Fr.	Tequesta, Fla./Jupiter
42	Sam Few	1B	R/R	6-5	232	Fr.	Augusta, Ga./Aquinas
44	Gil Walker	RHP	R/R	6-1	217	Sr.	Spanish Fort, Ala./Wallace State CC
45	Gardner Heaner	IF	R/R	6-0	190	Fr.	Atlanta, Ga./The Wesleyan School



## 2011 Results (37-23, 18-12, 3rd-tie)

Date	Opponent	Time	Date	Opponent	Time
F. 18	WESTERN ILLINOIS	W, 16-8	A. 9	at Western Carolina*	L, 3-2
F. 19	WESTERN ILLINOIS	W, 4-0	A. 10	at Western Carolina*	W, 11-6
F. 20	WESTERN ILLINOIS	W, 18-1	A. 15	at Appalachian State*	L, 4-0
F. 22	ALABAMA A&M	W, 14-1	A. 16	at Appalachian State*	W, 5-4
F. 23	ALABAMA A&M	W, 10-0 (7)	A. 17	at Appalachian State*	W, 8-3
F. 25	at Jacksonville	L, 6-1	A. 19	ALABAMA	L, 7-5
F. 26	at Jacksonville	L, 4-0	A. 22	UNCG*	W, 7-5
F. 26	at Jacksonville	L, 8-7	A. 22	UNCG*	L, 4-1
F. 27	at Jacksonville	L, 11-4	A. 23	UNCG*	L, 5-3
M. 1	TROY	W, 6-1	A. 26	at Auburn	W, 8-0
M. 4	TOLEDO	W, 3-0	A. 30	at Furman*	W, 11-5
M. 4	TOLEDO	L, 8-3	M. 1	at Furman*	L, 5-3
M. 6	TOLEDO	W, 10-0	M. 1	at Furman*	W, 3-2
M. 8	at Jacksonville State	L, 5-2 (5)	M. 6	SIU-EDWARDSVILLE	L, 8-5 (12)
M. 11	at The Citadel*	W, 4-3	M. 7	SIU-EDWARDSVILLE	W, 13-1
M. 12	at The Citadel*	W, 8-7	M. 8	SIU-EDWARDSVILLE	W, 5-2
M. 13	at The Citadel*	W, 2-1	M. 10	AUBURN	W, 9-8 (10)
M. 15	UAB	W, 5-4	M. 13	WOFFORD*	W, 7-1
M. 16	at UAB	W, 9-2	M. 14	WOFFORD*	L, 2-1
M. 18	GEORGIA SOUTHERN*	W, 5-4	M. 15	WOFFORD*	W, 5-1
M. 19	GEORGIA SOUTHERN*	W, 9-2	M. 17	at Troy	L, 14-1
M. 20	GEORGIA SOUTHERN*	L, 9-2	M. 19	COLL. OF CHARLESTON*	L, 11-8
M. 22	at Mississippi	L, 3-0	M. 20	COLL. OF CHARLESTON*	W, 4-1
M. 25	at Elon*	L, 10-8	M. 21	COLL. OF CHARLESTON*	W, 6-5
M. 26	at Elon*	W, 11-0	M. 25	vs. Appalachian State &	W, 5-3
M. 27	at Elon*	L, 4-2	M. 26	vs. Furman &	W, 7-1
M. 29	JACKSONVILLE STATE	W, 7-4	M. 28	vs. Appalachian State &	W, 2-1
A. 1	DAVIDSON*	W, 8-5	M. 29	vs. Georgia Southern &	L, 1-0
A. 2	DAVIDSON*	L, 6-4	& - SoCon Tournament		
A. 3	DAVIDSON*	W, 4-1	(Riley Park; Charleston, S.C.)		
A. 5	at #19 Alabama	W, 4-2	* - Southern Conference game		
A. 8	at Western Carolina*	L, 4-3 (12)			



### Head Coach Casey Dunn

Alma Mater (Year):.....Auburn (1999)

#### Coaching:

Head coach, Samford, 2005-present

Record at SAM (Years):.....204-195 (7)

Overall record (Years):.....204-195 (7)



Joe Lee Griffin Field

## 2011 Statistics

Batting	AVG	GP	GS	AB	R	H	2B	3B	HR	RBI	TB	SLG%	BB	HBP	SO	GDP	OB%	SF	SH	SB	ATT	PO	A	E	FLD%
Phillip Ervin	.371	57	55	213	44	79	15	2	4	41	110	.516	25	3	28	1	.440	2	1	7	8	137	5	5	.966
Saxon Butler	.355	60	60	228	49	81	26	0	9	61	134	.588	27	8	31	10	.436	3	1	2	4	489	32	5	.990
Michael Johnson	.342	60	60	240	56	82	10	3	2	22	104	.433	29	3	42	3	.415	3	5	11	14	92	165	19	.931
Brad Moss	.277	56	53	177	31	49	8	0	1	22	60	.339	25	4	22	3	.379	0	16	1	1	387	70	5	.989
Brandon Miller	.270	55	55	196	40	53	9	2	16	43	114	.582	33	3	50	4	.382	1	1	3	4	115	8	3	.976
Kevin Putkonen	.267	54	51	187	22	50	6	1	1	29	61	.326	12	2	23	1	.314	3	4	1	2	67	3	2	.972
Tyler Filliben	.251	59	59	207	26	52	5	2	0	21	61	.295	11	5	28	2	.301	3	7	6	10	89	156	21	.921
Rumiko Forrester	1.000	2	0	1	0	1	0	0	0	0	1	1.000	0	0	0	0	1.000	0	0	0	0	1	3	0	1.000
Byron Soler	.353	14	2	17	1	6	0	0	0	3	6	.353	2	1	5	0	.450	0	1	0	0	26	3	0	1.000
Gary Cramer	.227	32	21	66	8	15	0	0	1	6	18	.273	17	4	14	0	.404	2	0	1	2	5	1	0	1.000
C.K. Irby	.211	20	14	57	10	12	1	0	0	2	13	.228	7	1	8	0	.308	0	0	0	0	13	28	4	.911
Stephen Ballard	.209	35	25	91	10	19	2	1	0	18	23	.253	4	5	13	3	.272	3	1	3	3	16	31	6	.887
Gardner Richey	.206	40	30	97	13	20	3	1	4	11	37	.381	10	6	36	0	.316	1	2	1	2	32	1	3	.917
Tommy Corbin	.198	36	25	86	12	17	5	0	0	8	22	.256	15	1	21	0	.320	1	3	1	1	16	41	7	.891
Brandon Powell	.191	36	17	68	5	13	2	0	0	3	15	.221	1	5	14	0	.257	0	1	2	4	31	1	0	1.000
Tripp Swann	.146	24	9	41	2	6	2	0	0	6	8	.195	8	0	14	1	.286	0	0	0	0	26	2	0	1.000
Matt Frederick	.111	24	0	9	5	1	0	0	0	0	1	.111	3	0	6	0	.333	0	0	0	0	3	0	0	1.000
Christiaan Durdal	.071	8	4	14	3	1	0	0	0	3	1	.071	2	0	6	0	.188	0	0	2	2	0	0	0	.000
Chris Sides	.000	1	0	1	0	0	0	0	0	0	0	.000	0	0	1	0	.000	0	0	0	0	2	1	2	.600
Andrew Jones	.000	1	0	1	0	0	0	0	0	0	0	.000	0	0	0	0	.000	0	0	0	0	2	9	0	1.000
Joshua VanFletere	.000	1	0	0	1	0	0	0	0	0	0	.000	0	0	0	0	.000	0	0	0	0	2	4	2	.750
<b>Totals</b>	<b>.279</b>	<b>60</b>	<b>60</b>	<b>1997</b>	<b>338</b>	<b>557</b>	<b>94</b>	<b>12</b>	<b>38</b>	<b>299</b>	<b>789</b>	<b>.395</b>	<b>231</b>	<b>51</b>	<b>362</b>	<b>28</b>	<b>.365</b>	<b>22</b>	<b>43</b>	<b>41</b>	<b>57</b>	<b>1570</b>	<b>612</b>	<b>91</b>	<b>.960</b>
<b>Opponents</b>	<b>.242</b>	<b>60</b>	<b>60</b>	<b>1992</b>	<b>237</b>	<b>482</b>	<b>76</b>	<b>13</b>	<b>31</b>	<b>209</b>	<b>677</b>	<b>.340</b>	<b>206</b>	<b>46</b>	<b>479</b>	<b>36</b>	<b>.325</b>	<b>11</b>	<b>33</b>	<b>37</b>	<b>61</b>	<b>1541</b>	<b>578</b>	<b>74</b>	<b>.966</b>
Pitching	ERA	W	L	APP	GS	CG	SHO	CBO	SV	IP	H	R	ER	BB	SO	2B	3B	HR	AB	B/Avg	WP	HBP	BK	SFA	SHA
Charles Basford	2.45	7	4	16	15	0	0	2	1	88.0	76	30	24	26	66	8	1	8	333	.228	8	10	0	1	6
Kyle Putkonen	3.25	7	2	13	13	1	1	1	0	80.1	91	38	29	18	65	19	4	1	317	.287	6	4	0	1	7
Lex Rutledge	3.71	5	6	17	12	0	0	2	0	63.0	51	35	26	45	79	10	2	2	232	.220	7	7	1	1	2
Phillip Ervin	0.00	0	0	3	0	0	0	0	0	2.2	3	0	0	1	2	0	0	0	12	.250	0	0	0	0	0
Sean Handlan	0.00	0	0	2	0	0	0	0	0	1.2	0	0	0	2	2	0	0	0	5	.000	0	0	0	0	0
Arthur Strauss	1.10	0	1	15	0	0	0	0	0	16.1	8	2	2	8	21	0	1	0	58	.138	1	0	0	1	3
Andrew Jones	1.49	1	3	31	0	0	0	2	15	36.1	25	9	6	6	35	4	1	1	136	.184	3	0	1	0	4
Grant Sides	1.78	1	0	22	0	0	0	1	1	25.1	12	10	5	13	29	3	0	2	87	.138	1	2	0	0	0
Tyler Vanderheide	1.99	2	0	25	0	0	0	0	0	22.2	18	9	5	10	20	3	0	1	82	.220	0	4	1	1	0
C.K. Irby	2.48	5	1	22	2	0	0	3	0	36.1	24	13	10	15	35	1	2	2	129	.186	4	1	0	2	2
Josh Martin	2.76	6	2	19	8	0	0	2	0	58.2	63	25	18	17	45	11	2	1	229	.275	8	9	0	2	3
Gil Walker	3.86	0	0	12	0	0	0	1	0	18.2	17	8	8	9	12	5	0	2	68	.250	3	1	0	0	2
Michael Gunter	3.86	0	0	6	0	0	0	1	0	4.2	5	4	2	2	3	2	0	1	20	.250	1	1	0	0	0
Nick Calloway	4.50	0	0	1	0	0	0	0	0	2.0	3	1	1	1	2	0	0	0	8	.375	0	0	0	0	0
Joseph Burns	4.60	0	1	21	0	0	0	1	0	15.2	16	10	8	4	15	0	0	2	63	.254	1	0	0	0	1
Joshua VanFletere	6.02	3	2	12	10	0	0	0	0	40.1	59	33	27	19	32	7	0	5	169	.349	2	6	1	2	3
Taylor Hammond	8.10	0	0	6	0	0	0	1	0	3.1	5	3	3	4	7	1	0	0	15	.333	0	0	0	0	0
Rumiko Forrester	8.59	0	1	6	0	0	0	1	0	7.1	6	7	7	6	9	2	0	3	29	.207	4	1	3	0	0
<b>Totals</b>	<b>3.11</b>	<b>37</b>	<b>23</b>	<b>60</b>	<b>60</b>	<b>1</b>	<b>6</b>	<b>5</b>	<b>17</b>	<b>523.1</b>	<b>482</b>	<b>237</b>	<b>181</b>	<b>206</b>	<b>479</b>	<b>76</b>	<b>13</b>	<b>31</b>	<b>1992</b>	<b>.242</b>	<b>49</b>	<b>46</b>	<b>7</b>	<b>11</b>	<b>33</b>
<b>Opponents</b>	<b>4.66</b>	<b>23</b>	<b>37</b>	<b>60</b>	<b>60</b>	<b>2</b>	<b>4</b>	<b>2</b>	<b>10</b>	<b>513.2</b>	<b>557</b>	<b>338</b>	<b>266</b>	<b>231</b>	<b>362</b>	<b>94</b>	<b>12</b>	<b>38</b>	<b>1997</b>	<b>.279</b>	<b>56</b>	<b>51</b>	<b>10</b>	<b>22</b>	<b>43</b>





**Dr. David O. Belcher**  
Chancellor



**Randy Eaton**  
Director of Athletics



**Dr. Gibbs Knotts**  
Faculty Athletics Rep.



**Dr. Jennifer Brown**  
Senior Woman Administrator



**Daniel Hooker**  
Baseball SID

## Quick Facts

Location: .....Cullowhee, N.C.  
Founded: .....1889  
Enrollment: .....9,500  
Nickname: .....Catamounts  
Colors: .....Purple and Gold  
Chancellor: .....Dr. David O. Belcher  
Director of Athletics: .....Randy Eaton  
Stadium (capacity): .....Hennon Stadium (1,500)  
Press Box Phone: .....(828) 227-7020

Head Coach: .....Bobby Moranda  
Alma Mater (Year): .....Eastern Kentucky (1986)  
Record at Western Carolina (Years): .....124-102-2 (4)  
Overall Record (Years): .....124-102-2 (4)  
Baseball Office Phone: .....(828) 227-7338  
Assistant Coaches:  
.....Alan Beck (Western Carolina, 2004)  
.....Bruce Johnson (Western Carolina, 2010)

2011 Record: .....23-31-1  
Conference Record (place): .....12-18 (8th)  
Home: .....14-14-1  
Away: .....7-15  
Neutral: .....2-2  
Letterman Returning/Lost: .....19/11  
Starters Returning/Lost: .....5/3  
Starting Pitchers Returning/Lost: .....4/3

Baseball Contact: .....Daniel Hooker  
E-mail: .....dhooker@email.wcu.edu  
Office: .....(828) 227-2339  
Cell: .....(828) 508-2494  
Fax: .....(828) 227-7688  
Website: .....www.catamountsports.com

## 2012 Schedule

Date	Opponent	Time	Date	Opponent	Time
F. 17	FORDHAM	4:00	A. 4	at Clemson	6:30
F. 18	FORDHAM	2:00	A. 6	at Wofford*	6:00
F. 19	FORDHAM	1:00	A. 7	at Wofford* (DH)	2:00
F. 21	at Winthrop	4:00	A. 13	FURMAN*	5:00
F. 24	vs. Maryland %	2:00	A. 14	FURMAN*	2:00
F. 25	at East Carolina %	2:00	A. 15	FURMAN*	2:00
F. 26	vs. Purdue %	10:00 AM	A. 17	at Gardner-Webb	6:00
F. 29	at Georgia	5:00	A. 18	UNC ASHEVILLE	5:00
M. 2	IONA	4:00	A. 20	at Samford*	7:00
M. 3	IONA	2:00	A. 21	at Samford*	3:00
M. 4	IONA	1:00	A. 22	at Samford*	2:00
M. 6	DUKE	4:00	A. 25	at East Tennessee State	7:05
M. 7	EAST TENNESSEE STATE	4:00	A. 27	COLL. OF CHARLESTON*	5:00
M. 9	at The Citadel*	6:00	A. 28	COLL. OF CHARLESTON*	2:00
M. 10	at The Citadel*	2:00	A. 29	COLL. OF CHARLESTON*	1:00
M. 11	at The Citadel*	1:00	M. 5	at Elon*	6:30
M. 13	at UNC Asheville	4:00	M. 6	at Elon*	6:30
M. 14	CLEMSON	4:00	M. 7	at Elon*	3:00
M. 16	at Jacksonville	6:30	M. 11	at Georgia Southern*	6:00
M. 17	at Jacksonville	6:30	M. 12	at Georgia Southern*	2:30
M. 18	vs. Fairfield \$	1:00	M. 13	at Georgia Southern*	1:30
M. 23	UNC*	4:00	M. 15	WINTHROP	5:00
M. 24	UNC*	2:00	M. 17	APPALACHIAN STATE*	5:00
M. 25	UNC*	1:00	M. 18	APPALACHIAN STATE*	5:00
M. 27	KENNESAW STATE	5:00	M. 19	APPALACHIAN STATE*	2:00
M. 28	at Kennesaw State	5:00	M. 23-27	at SoCon Tournament	
M. 30	DAVIDSON*	5:00		(Fluor Field; Greenville, S.C.)	
M. 31	DAVIDSON*	2:00	%	- Keith LeClair Classic; Greenville, N.C.	
A. 1	DAVIDSON*	1:00	*	- Southern Conference game	
A. 3	GEORGIA	5:00	\$	- Jacksonville, Fla.	

## 2012 Catamounts Roster

No.	Name	Pos.	B/T	Ht.	Wt.	Cl.	Hometown/Previous School
1	Bradley Strong	INF	L/R	5-8	165	Fr.	Richlands, Va./Richlands
2	Ross Heffley	INF	R/R	5-8	185	Sr.	Snellville, Ga./Brookwood
3	Aaron Attaway	INF	R/R	5-8	175	So.	Morganton, N.C./Patton
4	Julian Ridings	OF	L/R	6-1	170	So.	Shelby, N.C./Crest
5	Luke Gragg	C/OF	L/R	5-6	175	So.	Moravian Falls, N.C./Wilkes Central
6	Garrett Brister	LHP	L/L	6-0	175	Jr.	Plesant Grove, Ala./Gadsden State
7	Vance Chavis	LHP	R/L	6-1	190	Sr.	Laurinburg, N.C./Scotland County
8	Dale Urquhart	OF	R/R	5-10	230	Fr.	Hope Mills, N.C./Southview
9	Garrett Brown	OF	L/R	6-0	185	Fr.	Asheville, N.C./Erwin
11	Adam Martin	C	R/R	6-2	235	So.	Marietta, Ga./Harrison
12	Cody Jones	OF	L/L	6-1	205	So.	Enka, N.C./Enka
14	Dykota Spiess	OF	L/R	6-0	190	So.	Morganton, N.C./Patton
17	William Frazier	LHP	L/L	5-10	155	Fr.	Charlotte, N.C./Charlotte Country Day School
19	Danny Schneider	RHP	R/R	6-5	220	Fr.	Roswell, Ga./Mount Pisgah Christian
20	Tyler White	INF	R/R	5-11	230	Jr.	Forest City, N.C./Chase
21	Bryant Noteboom	OF	R/R	6-1	225	Jr.	Smithfield, N.C./Smithfield-Selma
22	Morgan McKinney	LHP	L/L	6-3	190	Jr.	Gainesville, Fla./Santa Fe CC/Buchholz
26	Tyler Powell	RHP	R/R	6-5	215	Fr.	Charlotte, N.C./Myers Park
27	Jacob Hoyle	1B/LHP	L/L	6-2	245	Fr.	Hickory, N.C./St. Stephen
28	Jordan Smith	RHP	R/R	6-1	210	So.	Liberty, N.C./Providence Grove
29	Andrew Blackwell	RHP	R/R	6-2	225	Sr.	Pisgah Forest, N.C./Brevard
30	Preston Hatcher	RHP	R/R	6-2	205	Jr.	Atlanta, Ga./Roswell
31	Bryce Danielson	LHP	L/L	6-1	170	So.	Etowah, N.C./Wingate/West Henderson
32	Darron Dotson	RHP	R/R	6-2	210	Sr.	Fleetwood, N.C./Ashe County
33	Austin Neary	INF	R/R	6-3	210	Fr.	Baltimore, Md./Archbishop Spalding
34	Jon Nadale	LHP	L/L	6-0	220	Jr.	Petaoma, Calif./Santa Rosa JC
36	Connor Andrus	C	R/R	5-9	210	Fr.	Winston-Salem, N.C./R.J. Reynolds
37	Tivon Clark	OF	R/R	5-7	180	So.	Greensboro, N.C./Wingate/Southeast Guilford
38	Jeremy Sluder	RHP	R/R	6-2	180	Jr.	Asheville, N.C./A.C. Reynolds
40	Adam Curtis	LHP	L/L	6-0	190	Jr.	Arden, N.C./T.C. Roberson
44	Jacoby Mitchell	OF	R/R	6-0	200	So.	Decatur, Ga./Southwest Dekalb
45	Taylor Sandefur	RHP	R/R	6-1	230	Jr.	Mechanicsville, Va./Atlee
46	Jeremy Null	RHP	R/R	6-8	220	Fr.	Claremont, N.C./Bunker Hill

## 2011 Results (23-31-1, 12-18, 8th)

Date	Opponent	Time	Date	Opponent	Time
F. 18	MOREHEAD STATE	W, 9-2	A. 12	at UNC Asheville	L, 7-4
F. 19	MOREHEAD STATE	W, 18-0	A. 15	GEORGIA SOUTHERN*	W, 12-4
F. 20	MOREHEAD STATE	W, 9-6	A. 16	GEORGIA SOUTHERN*	L, 8-7
F. 22	WAKE FOREST	L, 2-1 (10)	A. 17	GEORGIA SOUTHERN*	L, 16-13
F. 25	MANHATTAN	L, 11-6	A. 20	at Tennessee	PPD
F. 26	MANHATTAN	W, 7-3	A. 22	WOFFORD*	L, 11-7
F. 27	MANHATTAN	W, 9-8	A. 23	WOFFORD*	W, 11-0
M. 1	at Eastern Kentucky	L, 12-8	A. 24	WOFFORD*	W, 25-14
M. 2	at Eastern Kentucky	W, 5-0	A. 26	at High Point	W, 6-2
M. 4	vs. Akron \$	W, 9-8	A. 27	#18 CLEMSON	L, 6-4 (8)
M. 5	vs. Ohio State \$	CCD	A. 29	SAN DIEGO STATE	L, 4-3
M. 6	vs. Army \$	CCD	A. 30	SAN DIEGO STATE	L, 11-5
M. 11	at UNCG*	L, 5-4	M. 1	SAN DIEGO STATE	L, 11-9 (7)
M. 12	at UNCG*	L, 11-4	M. 7	at Appalachian State*	L, 10-5
M. 13	at UNCG*	L, 9-6	M. 8	at Appalachian State*	L, 10-9
M. 15	at Kennesaw State	W, 5-1	M. 9	at Appalachian State*	W, 13-7
M. 16	UNC ASHEVILLE	L, 6-2	M. 11	KENNESAW STATE	L, 6-2
M. 18	ELON*	L, 5-4	M. 13	at Furman*	W, 14-13 (16)
M. 19	ELON*	L, 6-5	M. 14	at Furman*	L, 9-8
M. 20	ELON*	L, 9-6	M. 15	at Furman*	L, 14-7
M. 23	GARDNER-WEBB	T, 8-8	M. 17	at Gardner-Webb	CCD
M. 25	at Davidson*	W, 2-1	M. 19	THE CITADEL*	W, 7-5
M. 27	at Davidson*	W, 7-1	M. 20	THE CITADEL*	W, 6-0
M. 27	at Davidson*	L, 3-0 (11)	M. 21	THE CITADEL*	W, 12-8
M. 29	HIGH POINT	W, 11-0	M. 25	vs. Elon &	W, 10-7 (20)
A. 1	at College of Charleston*	L, 6-3	M. 26	vs. Georgia Southern &	L, 12-1
A. 2	at College of Charleston*	L, 15-8	M. 27	vs. Coll. of Charleston &	L, 4-2
A. 3	at College of Charleston*	L, 15-3	& - SoCon Tournament		
A. 6	at Clemson	L, 12-3	(Riley Park; Charleston, S.C.)		
A. 8	SAMFORD*	W, 4-3 (12)	* - Southern Conference game		
A. 9	SAMFORD*	W, 3-2	\$ - Forest City, N.C.		
A. 10	SAMFORD*	L, 11-6			



## Head Coach Bobby Moranda

Alma Mater (Year): Eastern Kentucky (1986)

## Coaching:

Head coach, Western Carolina, 2008-pres.

Record at WCU (Years): ..... 124-102-2 (4)

Overall record (Years): ..... 124-102-2 (4)



Hennon Stadium

## 2011 Statistics

Batting	AVG	GP	GS	AB	R	H	2B	3B	HR	RBI	TB	SLG%	BB	HBP	SO	GDP	OB%	SF	SH	SB	ATT	PO	A	E	FLD%
Ross Heffley	.419	53	53	229	52	96	18	2	11	65	151	.659	30	3	22	7	.483	5	0	3	5	93	158	8	.969
Stephen Notaro	.335	50	49	188	34	63	10	0	6	42	91	.484	22	3	42	4	.398	8	2	1	1	228	23	3	.988
Matt Johns	.318	54	52	223	55	71	16	2	6	44	109	.489	24	5	46	3	.391	4	3	26	26	128	7	6	.957
Cameron Dullnig	.293	53	51	191	38	56	11	0	1	22	70	.366	20	15	34	2	.403	0	5	11	14	92	8	1	.990
Aaron Attaway	.293	55	55	198	38	58	8	1	1	31	71	.359	26	1	44	4	.370	5	4	9	11	90	151	14	.945
Tyler White	.289	54	50	197	32	57	10	0	2	27	73	.371	20	15	27	2	.391	3	5	10	12	421	28	2	.996
Austin Schultz	.288	54	54	226	48	65	15	1	1	29	85	.376	37	10	30	4	.410	0	4	13	17	42	103	14	.912
Luke Gragg	.318	41	17	85	17	27	6	1	1	11	38	.447	10	8	17	2	.433	1	1	2	3	10	0	0	1.000
Adam Martin	.291	40	35	134	22	39	7	1	5	24	63	.470	16	5	35	3	.387	0	0	1	3	231	24	7	.973
Cody Jones	.273	35	10	55	6	15	2	1	0	12	19	.345	8	0	13	1	.365	0	1	4	4	14	0	1	.933
Bryant Noteboom	.250	24	3	24	3	6	3	0	0	3	9	.375	5	1	6	0	.400	0	0	0	0	2	0	0	1.000
Julian Ridings	.239	25	18	67	6	16	4	0	0	3	20	.299	3	0	19	1	.271	0	0	3	6	27	0	1	.964
Dykota Spiess	.209	37	19	67	9	14	5	0	2	8	25	.373	9	6	15	0	.354	0	1	1	1	55	0	2	.965
Macon Smith	.208	40	25	96	16	20	2	1	2	13	30	.313	11	4	33	1	.315	0	4	5	7	30	0	1	.968
Phillip Treadway	.059	13	4	17	0	1	1	0	0	1	2	.118	0	0	7	0	.059	0	0	1	2	8	1	1	.900
Andrew Blackwell	.000	2	0	2	0	0	0	0	0	0	0	.000	0	0	2	0	.000	0	0	0	0	2	2	1	.800
Jacoby Mitchell	.000	3	0	2	0	0	0	0	0	2	0	.000	0	1	2	0	.250	1	0	0	0	0	0	0	.000
Kyle Stewart	.000	5	0	1	1	0	0	0	0	0	0	.000	0	0	1	0	.000	0	0	0	0	2	3	1	.833
Totals	.302	55	55	2002	377	604	118	10	38	337	856	.428	241	77	395	34	.393	27	30	90	112	1503	580	71	.967
Opponents	.291	55	55	1964	380	571	113	14	40	341	832	.424	295	74	448	38	.399	21	44	91	117	1503	578	81	.963
Pitching	ERA	W	L	APP	GS	CG	SHO	CBO	SV	IP	H	R	ER	BB	SO	2B	3B	HR	AB	B/Avg	WP	HBP	BK	SFA	SHA
Matt Benedict	4.01	2	4	14	13	0	0	0	0	85.1	96	54	38	34	70	16	3	7	331	.290	5	9	0	3	6
Jordan Smith	5.29	6	7	14	14	2	2	1	0	80.0	89	57	47	26	61	14	2	7	318	.280	1	9	0	4	4
Andrew Chilcoat	2.14	2	0	34	0	0	0	0	1	33.2	26	12	8	16	27	3	0	0	120	.217	7	9	0	1	4
Brandon Johnson	2.84	5	4	25	0	0	0	0	1	44.1	35	20	14	32	41	5	1	1	163	.215	5	5	1	2	8
Kyle Deese	3.31	0	0	13	0	0	0	2	0	16.1	7	6	6	15	22	1	0	0	56	.125	8	0	1	1	0
Darron Dotson	3.48	0	0	11	1	0	0	1	0	10.1	14	4	4	6	11	2	0	1	41	.341	3	1	0	0	1
Dakotah Thomas	3.71	1	1	6	3	0	0	1	0	17.0	13	8	7	10	15	1	1	1	61	.213	4	5	0	0	1
Cameron Dullnig	5.40	0	1	4	1	0	0	0	0	11.2	9	7	7	7	11	3	1	0	40	.225	2	5	0	0	2
Andrew Blackwell	6.23	1	0	14	0	0	0	1	0	13.0	20	12	9	11	13	2	1	2	55	.364	1	4	0	0	0
Kyle Stewart	6.67	0	4	15	3	0	0	2	0	29.2	32	23	22	25	37	11	0	1	111	.288	5	4	0	1	3
Preston Hatcher	7.15	2	2	13	4	0	0	1	0	34.0	37	29	27	23	17	8	0	2	127	.291	2	8	0	3	4
Jeremy Sluder	7.17	0	0	23	0	0	0	1	1	21.1	20	19	17	16	24	7	0	2	78	.256	3	2	1	0	5
Morgan McKinney	8.68	0	1	26	1	0	0	0	0	9.1	15	10	9	9	14	2	1	1	43	.349	0	0	0	2	0
Taylor Sandefur	8.86	2	3	19	6	0	0	1	1	43.2	68	51	43	26	40	14	3	5	187	.364	4	6	0	2	2
Adam Curtis	9.70	1	4	12	5	0	0	0	0	21.1	34	24	23	10	13	11	0	5	92	.370	2	2	0	0	4
TJ Page	10.80	1	0	15	0	0	0	1	0	15.0	28	18	18	13	18	8	1	2	72	.389	2	2	2	0	0
Mike Gaffigan	13.50	0	0	5	2	0	0	1	0	6.0	13	9	9	7	4	1	0	0	30	.433	2	1	1	0	0
Adam Benfield	13.50	0	0	2	0	0	0	0	0	0.2	1	1	1	1	1	0	0	0	3	.333	0	0	0	0	0
Vance Chavis	14.04	0	0	11	2	0	0	1	0	8.1	14	16	13	8	9	4	0	3	36	.389	2	2	0	2	0
Totals	5.78	23	31	55	55	2	5	3	4	501.0	571	380	322	295	448	113	14	40	1964	.291	58	74	6	21	44
Opponents	5.71	31	23	55	55	0	1	1	16	501.0	604	377	318	241	395	118	10	38	2002	.302	57	77	12	27	30





**Dr. Benjamin B. Dunlap**  
President



**Richard Johnson**  
Director of Athletics



**Dr. Jameica Hill**  
Faculty Athletics Rep.



**Terri Lewitt**  
Senior Woman Administrator



**Brent Williamson**  
Baseball SID

## Quick Facts

Location: .....Spartanburg, S.C.  
Founded: ..... 1854  
Enrollment: ..... 1,550  
Nickname: ..... Terriers  
Colors: ..... Old Gold and Black  
President: ..... Dr. Benjamin B. Dunlap  
Director of Athletics: ..... Richard Johnson  
Stadium (capacity): ..... Russell C. King Field (2,500)  
Press Box Phone: ..... (864) 597-4778

Head Coach: ..... Todd Interdonato  
Alma Mater (Year): ..... UNC Asheville (2000)  
Record at Wofford (Years): ..... 80-138 (4)  
Overall Record (Years): ..... 80-138 (4)  
Baseball Office Phone: ..... (864) 597-4497  
Assistant Coaches:  
..... Jason Burke (Southern Wesleyan, 2004)  
..... Phil Disher (South Carolina, 2008)  
..... J.J. Edwards (Sacred Heart, 2010)

2011 Record: ..... 22-33  
Conference Record (place): ..... 9-21 (9th)  
Home: ..... 16-16  
Away: ..... 6-17  
Neutral: ..... 0-0  
Letterman Returning/Lost: ..... 23/10  
Starters Returning/Lost: ..... 6/2  
Pitchers Returning/Lost: ..... 11/5

Baseball Contact: ..... Brent Williamson  
E-mail: ..... williamsondb@wofford.edu  
Office: ..... (864) 597-4093  
Cell: ..... (864) 809-8900  
Fax: ..... (864) 597-4129  
Website: ..... www.woffordterriers.com

## 2012 Schedule

Date	Opponent	Time	Date	Opponent	Time
F. 17	KENTUCKY	4:00	A. 3	at Virginia Tech	5:30
F. 18	DAYTON	2:00	A. 4	at Virginia Tech	5:30
F. 19	BALL STATE	1:00	A. 6	WESTERN CAROLINA*	6:00
F. 22	at Gardner-Webb	4:00	A. 7	WESTERN CAROLINA* (DH)	2:00
F. 24	PITTSBURGH	4:00	A. 11	USC UPSTATE	6:00
F. 25	PITTSBURGH	2:00	A. 13	at Davidson*	7:00
F. 26	PITTSBURGH	1:00	A. 14	at Davidson*	2:00
F. 29	at Presbyterian	2:00	A. 15	at Davidson*	1:00
M. 2	ALBANY	4:00	A. 18	at USC Upstate	6:00
M. 3	AIR FORCE (DH)	2:00	A. 20	ELON*	6:00
M. 4	VALPARAISO	1:00	A. 21	ELON*	3:00
M. 7	GARDNER-WEBB	6:00	A. 22	ELON*	1:00
M. 8	PRESBYTERIAN	6:00	A. 24	at UNC Asheville	6:00
M. 9	EASTERN KENTUCKY	6:00	A. 27	APPALACHIAN STATE*	6:00
M. 10	EASTERN KENTUCKY	3:00	A. 28	APPALACHIAN STATE*	3:00
M. 11	EASTERN KENTUCKY	1:00	A. 29	APPALACHIAN STATE*	1:00
M. 14	LIPSCOMB	6:00	M. 4	at Furman*	7:00
M. 16	at College of Charleston*	6:00	M. 5	at Furman*	1:00
M. 17	at College of Charleston*	3:00	M. 6	at Furman*	2:00
M. 18	at College of Charleston*	1:00	M. 8	CAMPBELL	4:00
M. 21	at South Carolina	7:00	M. 11	at UNCG*	6:00
M. 23	SAMFORD*	6:00	M. 12	at UNCG*	1:00
M. 24	SAMFORD*	3:00	M. 13	at UNCG*	1:00
M. 25	SAMFORD*	1:00	M. 18	GEORGIA SOUTHERN*	6:00
M. 28	UNC ASHEVILLE	8:00	M. 19	GEORGIA SOUTHERN* (DH)	2:00
M. 30	at The Citadel*	6:00	M. 23-27	at SoCon Tournament	
M. 31	at The Citadel*	2:00		(Fluor Field; Greenville, S.C.)	
A. 1	at The Citadel*	1:00		* - Southern Conference game	

## 2012 Terriers Roster

No.	Name	Pos.	B/T	Ht.	Wt.	Cl.	Hometown/Previous School
2	Luke Feisal	C	R/R	5-11	180	So.	Greenville, S.C./Greenville
3	Mac Doyle	C	R/R	6-1	215	Sr.	Conway, S.C./Conway
4	Gus White	RHP	R/R	6-0	190	Jr.	Lexington, S.C./Lexington
5	Clark Wise	OF	L/R	5-10	175	Jr.	Spartanburg, S.C./Spartanburg
6	Matthew Pelt	OF	R/R	5-10	175	Fr.	Atlanta, Ga./Blessed Trinity Catholic
8	David Roney	C	L/R	6-1	195	Sr.	Scottsdale, Ariz./Chaparral
9	Anthony Rowland	RHP	R/R	6-2	195	Sr.	Mt. Pleasant, S.C./Bishop England
11	Matt Moore	INF	R/R	5-11	185	Jr.	Belton, S.C./Belton-Honea Path
12	Jesse Morris	RHP	R/R	5-10	175	So.	Columbia, S.C./Chapin
13	J.D. Osborne	LHP	L/L	6-5	225	Jr.	Rochester, Mich./Rochester Adams
14	Dominick Del Monte	LHP	L/L	5-11	160	Fr.	Clearwater Fla./Clearwater Central Catholic
15	Cash Collins, Cash	LHP	L/L	6-0	180	Sr.	Barnwell, S.C./Barnwell
16	Brandon Yarusi	RHP	R/R	5-10	180	Jr.	Belmar, N.J./The Peddie School
17	Alex Wilson	RHP	R/R	6-5	220	Jr.	Landrum, S.C./Landrum
18	Matthew Kaskow	OF	R/R	6-1	175	Fr.	Coppell, Texas/Coppell
19	Matthew Ramsay	C	R/R	5-11	170	Fr.	Hudson, Ohio/Hudson
20	Bryce Anglin	INF/OF	L/R	6-4	200	Fr.	Dallas, Texas/Episcopal
21	Mason Bradley	RHP	R/R	5-11	180	Sr.	Charlotte, N.C./Charlotte Christian
22	Josh Hyman	INF/OF	R/R	6-0	185	So.	Woodruff, S.C./Woodruff
23	Taylor Rozier	INF/OF	R/R	6-0	215	Jr.	North Augusta, S.C./North Augusta
24	James Foster	OF	L/L	5-10	185	Sr.	Dallas, Texas/Trinity Christian
25	Konstantine Diamaduros	INF	L/R	6-1	200	Sr.	Spartanburg, S.C./Spartanburg
26	Ryan Traylor	RHP	R/R	6-4	190	Jr.	Duncan, S.C./Spartanburg
27	Stephen Cantrell	INF	R/R	5-11	175	So.	Chesnee, S.C./Chesnee
31	Bradley Evsich	INF	R/R	5-10	190	Jr.	Mt. Pleasant, S.C./Wando
32	Nick Peterson	OF	S/R	5-11	170	Fr.	Dallas, Texas/Rockwall Heath
33	Eric Brenk, Eric	INF	R/R	6-4	215	So.	Concord, N.C./Concord
34	Thomas Schellhardt	RHP	R/R	6-3	210	Fr.	Phoenix, Ariz./Arcadia
35	Eric Eck	RHP	R/R	6-4	185	So.	Buford, Ga./Buford
36	Connell Anderson	RHP	R/R	6-2	170	Fr.	Greer, S.C./Eastside
37	James Plaisted	C	R/R	6-2	195	Fr.	Tullahoma, Tenn./Tullahoma
39	Nate Cole	RHP	R/R	6-3	235	Fr.	Plano, Texas/Episcopal
40	Pete Noordsy	LHP	L/L	6-4	225	Sr.	Glens Falls, N.Y./Glens Falls

## 2011 Results (22-33, 9-21, 9th)

Date	Opponent	Time	Date	Opponent	Time
F. 18	XAVIER	W, 10-9	A. 3	at Appalachian State*	L, 6-2
F. 19	IONA	W, 7-3	A. 5	at Duke	L, 7-5
F. 19	IONA	W, 15-7	A. 8	at Elon*	L, 4-3 (12)
F. 20	GEORGE MASON	L, 9-4	A. 9	at Elon*	L, 1-0
F. 25	BUTLER	W, 10-2	A. 10	at Elon*	L, 8-4
F. 26	PRESBYTERIAN	W, 5-1	A. 13	UNC ASHEVILLE	L, 4-0
F. 27	DAYTON	L, 6-5	A. 15	DAVIDSON*	W, 3-2
M. 1	USC UPSTATE	W, 8-7 (11)	A. 16	DAVIDSON*	W, 7-6 (10)
M. 2	at #4 Clemson	L, 5-1	A. 17	DAVIDSON*	W, 2-1
M. 4	PITTSBURGH	L, 11-5	A. 20	at UNC Asheville	W, 9-6
M. 5	PITTSBURGH	CCD	A. 22	at Western Carolina*	W, 11-7
M. 6	PITTSBURGH	W, 6-1	A. 23	at Western Carolina*	L, 11-0
M. 8	at #2 Vanderbilt	L, 12-1	A. 24	at Western Carolina*	L, 25-14
M. 11	HARVARD	W, 5-2	A. 29	COLL. OF CHARLESTON*	L, 8-5
M. 12	HARVARD	W, 10-0 (7)	A. 30	COLL. OF CHARLESTON*	L, 24-6
M. 12	HARVARD	W, 7-2	M. 1	COLL. OF CHARLESTON*	L, 7-5
M. 13	HARVARD	W, 13-2	M. 4	#1 SOUTH CAROLINA	L, 9-3
M. 16	at #4 South Carolina	L, 8-4	M. 6	at Georgia Southern*	W, 7-2
M. 18	FURMAN*	L, 3-2 (12)	M. 7	at Georgia Southern*	L, 12-4
M. 19	FURMAN*	L, 4-2	M. 8	at Georgia Southern*	W, 11-3
M. 20	FURMAN*	L, 3-2	M. 10	at USC Upstate	L, 12-7
M. 23	at Presbyterian	L, 6-5	M. 13	at Samford*	L, 7-1
M. 25	THE CITADEL*	W, 5-3	M. 14	at Samford*	W, 2-1
M. 27	THE CITADEL*	W, 6-4	M. 15	at Samford*	L, 5-1
M. 27	THE CITADEL*	L, 13-5	M. 20	UNCG*	L, 3-0
M. 29	at USC Upstate	W, 15-11	M. 21	UNCG*	L, 5-0
M. 30	PRESBYTERIAN	L, 4-0	M. 21	UNCG*	L, 15-0
A. 1	at Appalachian State*	L, 3-1	* - Southern Conference game		
A. 2	at Appalachian State*	L, 6-2			



### Head Coach Todd Interdonato

Alma Mater (Year):.....UNC Asheville (2000)

#### Coaching:

Head coach, Wofford, 2008-present

Record at WOF (Years): ..... 80-138 (4)

Overall record (Years): ..... 80-138 (4)



Russell C. King Field

## 2011 Statistics

Batting	AVG	GP	GS	AB	R	H	2B	3B	HR	RBI	TB	SLG%	BB	HBP	SO	GDP	OB%	SF	SH	SB	ATT	PO	A	E	FLD%
Konstantine Diamaduros	.332	55	55	217	27	72	8	5	0	36	90	.415	18	2	22	3	.382	4	0	9	14	438	32	5	.989
James Foster	.306	55	55	222	31	68	10	1	0	22	80	.360	26	2	16	3	.378	4	5	22	27	144	5	4	.974
Mac Doyle	.300	55	55	213	47	64	13	7	10	46	121	.568	27	9	48	4	.400	1	0	10	11	23	2	1	.962
Clark Wise	.298	50	37	151	30	45	7	3	0	15	58	.384	20	8	25	1	.406	1	7	10	12	53	1	1	.982
Josh McKinney	.272	53	52	191	23	52	5	0	0	27	57	.298	20	10	38	4	.369	1	2	6	10	32	84	18	.866
David Roney	.256	54	50	176	24	45	10	2	4	22	71	.403	28	3	39	4	.364	2	2	1	1	339	56	5	.988
Landon Bennett	.238	51	47	168	17	40	6	1	2	30	54	.321	19	4	30	8	.328	1	1	2	3	102	12	3	.974
Matt Moore	.210	48	44	143	12	30	4	0	0	14	34	.238	9	1	42	1	.261	0	6	7	9	52	111	31	.840
Alex Lee	.176	55	54	153	32	27	3	1	1	11	35	.229	19	16	22	3	.328	1	10	10	11	125	134	7	.974
Stephen Smoak	.500	4	0	2	0	1	0	0	0	0	1	.500	2	0	1	0	.750	0	0	0	0	1	0	0	1.000
Luke Feisal	.286	11	5	21	5	6	4	0	0	1	10	.476	1	1	4	1	.348	0	0	0	0	42	2	0	1.000
Eric Brenk	.261	16	4	23	3	6	0	0	0	3	6	.261	4	0	7	0	.370	0	0	0	0	3	3	1	.857
Josh Hyman	.250	35	6	40	8	10	5	0	0	7	15	.375	8	1	9	0	.388	0	0	7	7	14	4	0	1.000
Taylor Rozier	.213	32	19	75	8	16	2	0	2	8	24	.320	7	1	19	1	.289	0	1	0	0	10	0	1	.909
Bradley Evsich	.200	11	0	5	1	1	0	0	0	1	1	.200	2	1	1	0	.500	0	0	1	1	12	1	1	.929
Stephen Cantrell	.158	30	12	38	3	6	0	0	0	0	6	.158	5	0	15	0	.256	0	0	0	0	31	39	5	.933
Julian Bridges	.100	13	0	10	1	1	0	0	0	2	1	.100	0	0	4	1	.100	0	0	0	0	2	7	2	.818
Jesse Morris	.000	1	0	0	0	0	0	0	0	0	0	.000	0	0	0	0	.000	0	0	0	0	0	2	2	.500
<b>Totals</b>	<b>.265</b>	<b>55</b>	<b>55</b>	<b>1848</b>	<b>272</b>	<b>490</b>	<b>77</b>	<b>20</b>	<b>19</b>	<b>245</b>	<b>664</b>	<b>.359</b>	<b>215</b>	<b>59</b>	<b>342</b>	<b>34</b>	<b>.358</b>	<b>15</b>	<b>34</b>	<b>85</b>	<b>106</b>	<b>1451</b>	<b>589</b>	<b>91</b>	<b>.957</b>
<b>Opponents</b>	<b>.297</b>	<b>55</b>	<b>55</b>	<b>1918</b>	<b>348</b>	<b>569</b>	<b>102</b>	<b>15</b>	<b>29</b>	<b>305</b>	<b>788</b>	<b>.411</b>	<b>224</b>	<b>54</b>	<b>381</b>	<b>28</b>	<b>.382</b>	<b>22</b>	<b>55</b>	<b>59</b>	<b>89</b>	<b>1453</b>	<b>577</b>	<b>67</b>	<b>.968</b>
Pitching	ERA	W	L	APP	GS	CG	SHO	CBO	SV	IP	H	R	ER	BB	SO	2B	3B	HR	AB	B/Avg	WP	HBP	BK	SFA	SHA
Cash Collins	3.15	8	4	18	14	2	0	1	0	97.0	98	38	34	32	59	20	2	2	367	.267	3	8	0	3	11
Tom Dolinak	4.59	4	7	15	12	0	0	0	0	68.2	77	50	35	21	50	21	2	5	277	.278	6	4	2	3	8
Mason Bradley	0.00	0	0	1	0	0	0	1	0	1.0	0	0	0	0	2	0	0	0	3	.000	0	0	0	0	0
John Cornely	1.85	2	1	23	0	0	0	0	9	39.0	22	8	8	17	48	3	0	2	130	.169	1	1	0	1	3
Gus White	3.44	1	2	5	4	0	0	0	0	18.1	19	12	7	11	10	4	0	2	68	.279	0	2	1	1	1
Bobby Streisel	4.73	1	1	26	0	0	0	0	0	32.1	31	20	17	18	38	6	1	2	113	.274	4	4	3	3	8
Ryan Traylor	5.23	2	1	26	0	0	0	1	0	32.2	47	24	19	9	17	7	2	1	140	.336	3	9	1	1	4
Drew Sheridan	5.52	1	4	15	8	0	0	0	1	44.0	58	44	27	20	46	10	1	2	187	.310	4	5	1	1	4
Brandon Yarusi	5.89	1	6	13	8	0	0	0	0	47.1	63	38	31	18	32	12	3	5	196	.321	2	2	0	5	4
Jesse Morris	6.65	0	0	14	0	0	0	0	0	21.2	27	23	16	10	25	2	1	1	93	.290	0	7	1	0	4
JD Osborne	6.75	0	0	2	0	0	0	0	0	1.1	4	3	1	2	1	1	0	0	9	.444	0	1	0	0	0
Thomas Nichols	6.75	0	0	5	0	0	0	1	0	1.1	2	2	1	2	1	0	0	0	5	.400	0	1	0	1	0
Alex Wilson	7.43	0	1	11	2	0	0	0	0	23.0	31	19	19	22	10	1	0	1	95	.326	2	2	1	1	2
Pete Noordsy	9.00	0	1	17	1	0	0	0	0	16.0	24	18	16	16	9	4	1	0	66	.364	1	4	0	0	2
Eric Eck	9.29	1	5	16	6	0	0	0	0	31.0	51	37	32	15	23	8	2	4	130	.392	2	3	0	1	4
Anthony Rowland	12.00	1	0	8	0	0	0	0	0	9.0	15	12	12	11	10	3	0	2	39	.385	0	1	0	1	0
<b>Totals</b>	<b>5.12</b>	<b>22</b>	<b>33</b>	<b>55</b>	<b>55</b>	<b>2</b>	<b>1</b>	<b>1</b>	<b>10</b>	<b>483.2</b>	<b>569</b>	<b>348</b>	<b>275</b>	<b>224</b>	<b>381</b>	<b>102</b>	<b>15</b>	<b>29</b>	<b>1918</b>	<b>.297</b>	<b>28</b>	<b>54</b>	<b>10</b>	<b>22</b>	<b>55</b>
<b>Opponents</b>	<b>4.27</b>	<b>33</b>	<b>22</b>	<b>55</b>	<b>55</b>	<b>1</b>	<b>7</b>	<b>6</b>	<b>14</b>	<b>484.1</b>	<b>490</b>	<b>272</b>	<b>230</b>	<b>215</b>	<b>342</b>	<b>77</b>	<b>20</b>	<b>19</b>	<b>1848</b>	<b>.265</b>	<b>33</b>	<b>59</b>	<b>7</b>	<b>15</b>	<b>34</b>



### 2011 Southern Conference Standings

	Conference			Overall				Home	Away	Neutral	Last 10	ST
	Won	Lost	Pct.	Won	Lost	Tied	Pct.					
# Elon	23	7	.767	36	21	-	.632	19-8	17-11	0-2	6-4	L2
UNCG	22	8	.733	34	20	-	.621	23-11	11-7	0-2	8-2	L2
College of Charleston	18	12	.600	39	22	-	.639	24-12	12-8	3-2	6-4	L1
Samford	18	12	.600	37	23	-	.617	22-9	12-13	3-1	6-4	L1
\$ Georgia Southern	18	12	.600	36	26	-	.581	22-9	10-15	4-2	5-5	L2
Appalachian State	15	15	.500	33	27	-	.550	20-10	11-14	2-3	5-5	L1
Furman	13	16	.448	24	33	-	.421	18-13	5-18	1-2	4-6	L2
Western Carolina	12	18	.400	23	31	1	.427	14-14-1	7-15	2-2	5-5	L2
Wofford	9	21	.300	22	33	-	.400	16-16	6-17	0-0	3-7	L4
Davidson	8	21	.276	18	30	-	.375	14-13	4-18	0-0	2-8	L8
The Citadel	8	22	.267	20	36	-	.357	17-18	3-18	0-0	0-10	L12
# - Regular Season Champion												
\$ - Tournament Champion												

### 2011 Southern Conference Tournament Results

Joseph P. Riley, Jr. Park, Charleston, S.C.

#### May 25 (Wednesday)

- #7 Furman 12, #2 UNCG 6
- #3 Samford 5, #6 Appalachian State 3
- #8 Western Carolina 10, #1 Elon 7 (20)
- #4 Georgia Southern 4, #5 College of Charleston 2

#### May 26 (Thursday)

- #6 Appalachian State 6, #2 UNCG 4
- #5 College of Charleston 4, #1 Elon 3
- #3 Samford 7, #7 Furman 1
- #4 Georgia Southern 12, #8 Western Carolina 1

#### May 27 (Friday)

- #6 Appalachian State 5, #7 Furman 0
- #5 College of Charleston 4, #8 Western Carolina 2

#### May 28 (Saturday)

- #3 Samford 2, #6 Appalachian State 1
- #5 College of Charleston 9, #4 Georgia Southern 1
- #4 Georgia Southern 7, #5 College of Charleston 6

#### May 29 (Sunday)

- #4 Georgia Southern 1, #3 Samford 0

### 2011 NCAA Championship

#### June 3 (Friday)

(Columbia, S.C.)

- #4 South Carolina 2, Georgia Southern 1

#### June 4 (Saturday)

(Columbia, S.C.)

- North Carolina State 5, Georgia Southern 2



Georgia Southern blanked Samford, 1-0, to claim its second SoCon Tournament title in the past three seasons and fifth in school history.

### All-Tournament Team

- SP Chris Beck, Georgia Southern (MOP)
- SP Seth Grant, Appalachian State
- RP Andrew Jones, Samford
- C Tom Richardson, Georgia Southern
- 1B Marty Gantt, College of Charleston
- 2B Michael Johnson, Samford
- SS Eric Phillips, Georgia Southern
- 3B Alex Abrams, Furman
- OF Tyler Zupcic, Appalachian State
- OF Cole Rakar, College of Charleston
- OF Phillip Ervin, Samford
- DH Michael Burruss, Georgia Southern



Georgia Southern's Chris Beck earned Most Outstanding Player honors by going 2-0 with a tournament-record 22 strikeouts in 17 innings of work.



## 2011 All-Conference Selections

### Coaches All-SoCon Team

#### Player of the Year

Victor Roache, So., OF (GSU)

#### Pitcher of the Year

Matt Murray, Jr., RHP (GSU)

#### Freshman of the Year

Daniel Aldrich, OF (CofC)

#### Coach of the Year

Mike Gaski (UNCG)

#### First Team

SP Josh Renfro (CofC)  
 SP Andy Moye (GSU)  
 SP Warren Slack (UNCG)  
 RP Matt Murray (GSU)  
 C Trevor Edwards (UNCG)  
 1B Saxon Butler (SAM)  
 2B Ross Heffley (WCU)  
 SS Eric Phillips (GSU)  
 3B Matt Leeds (CofC)  
 OF Daniel Aldrich (CofC)  
 OF Nick Orvin (CIT)  
 OF Victor Roache (GSU)  
 DH Stephen Notaro (WCU)

#### Second Team

SP Christian Powell (CofC)  
 SP Kyle Putkonen (SAM)  
 RP Andrew Jones (SAM)  
 C Rob Kral (CofC)  
 1B Aaron Thompkins (FUR)  
 2B Sebastian Gomez (Elon)  
 SS Neal Pritchard (Elon)  
 3B Austin Schultz (WCU)  
 OF Shawn Payne (GSU)  
 OF Phillip Ervin (SAM)  
 OF Brandon Miller (SAM)  
 DH Mac Doyle (WOF)

### Media All-SoCon Team

#### Player of the Year

Victor Roache, So., OF (GSU)

#### Pitcher of the Year

John Brebbia, Jr., RHP (Elon)

#### Freshman of the Year

Daniel Aldrich, OF (CofC)

#### Coach of the Year

Mike Gaski (UNCG)

#### First Team

SP Josh Renfro (CofC)  
 SP Andy Moye (GSU)  
 RP John Brebbia (Elon)  
 C Rob Kral (CofC)  
 1B Saxon Butler (SAM)  
 2B Ross Heffley (WCU)  
 SS Eric Phillips (GSU)  
 3B Matt Leeds (CofC)  
 OF Daniel Aldrich (CofC)  
 OF Victor Roach (GSU)  
 OF Phillip Ervin (SAM)  
 DH Stephen Notaro (WCU)

#### Second Team

SP Ryan Arrowood (ASU)  
 SP Christian Powell (CofC)  
 RP Matt Murray (GSU)  
 C Trevor Edwards (UNCG)  
 1B Aaron Thompkins (FUR)  
 2B Sebastian Gomez (Elon)  
 SS Neal Pritchard (Elon)  
 3B Austin Schultz (WCU)  
 OF Jack Myers (ASU)  
 OF Nick Orvin (CIT)  
 OF Shawn Payne (GSU)  
 DH Mac Doyle (WOF)



After shattering the Southern Conference home run record and leading the nation with 30 round-trippers on the year, Georgia Southern outfielder Victor Roache was a consensus selection for Player of the Year.

### Players of the Month

February Matt Leeds (CofC)  
 March Eric Phillips (GSU)  
 April Victor Roache (GSU)  
 May Victor Roache (GSU)

### Pitchers of the Month

February Austin Pritcher (CIT)  
 March Lex Rutledge (SAM)  
 April Ryan Arrowood (ASU)  
 May Jake Zokan (CofC)



College of Charleston outfielder Daniel Aldrich slugged 22 home runs en route to earning SoCon and National Freshman of the Year honors.

### Players of the Week

Feb. 21 Ross Heffley (WCU)  
 Feb. 28 Steve Cochrane (GSU)  
 March 7 Neal Pritchard (Elon)  
 March 14 Mac Doyle (WOF)  
 March 21 Saxon Butler (SAM)  
 March 28 Mac Doyle (WOF)  
 April 4 Victor Roache (GSU)  
 April 11 Daniel Aldrich (CofC)  
 April 18 Victor Roache (GSU)  
 April 25 Stephen Notaro (WCU)  
 May 2 Matt Leeds (CofC)  
       Sebastian Gomez (Elon)  
 May 9 Preston Troutman (ASU)  
 May 16 Cody Walker (UNCG)  
 May 23 Ross Heffley (WCU)

### Pitchers of the Week

Feb. 21 Tyler Wood (FUR)  
 Feb. 28 Lawrence Pardo (ASU)  
 March 7 Chris Lamb (DAV)  
 March 14 Chris Beck (GSU)  
 March 21 Dylan Cole (FUR)  
 March 28 Lex Rutledge (SAM)  
 April 4 Ryan Arrowood (ASU)  
 April 11 Nathan Hyatt (ASU)  
 April 18 Ryan Arrowood (ASU)  
       Logan Cribb (CIT)  
 April 25 Taylor Miller (ASU)  
 May 2 Thomas Girdwood (Elon)  
 May 9 Cash Collins (WOF)  
 May 16 Warren Slack (UNCG)  
 May 23 Bobby Lyne (FUR)



### BATTING

	AVG	G	AB	R	H	2B	3B	HR	RBI	TB	SLG%	BB	HBP	SO	GDP	OB%	SF	SH	SB-ATT	PO	A	E	FLD%
Western Carolina	.302	55	2002	377	604	118	10	38	337	856	.428	241	77	395	34	.393	27	30	90-112	1503	580	71	.967
Coll. of Charleston	.296	61	2117	446	627	134	12	81	416	1028	.486	297	72	418	32	.394	40	25	73-92	1635	629	95	.960
Georgia Southern	.289	62	2156	425	624	117	17	54	373	937	.435	265	68	397	37	.381	26	60	95-118	1640	622	95	.960
Appalachian State	.285	60	1994	330	569	105	12	29	282	785	.394	260	24	368	60	.370	25	28	89-125	1569	639	68	.970
The Citadel	.282	56	1926	303	544	99	15	25	266	748	.388	168	54	320	22	.352	26	36	93-114	1476	512	98	.953
Samford	.279	60	1997	338	557	94	12	38	299	789	.395	231	51	362	28	.365	22	43	41-57	1570	612	91	.960
Furman	.277	57	1954	294	541	102	13	24	260	741	.379	242	39	359	40	.364	23	48	66-87	1529	630	68	.969
UNCG	.274	54	1849	322	506	96	16	23	281	703	.380	241	59	365	32	.371	23	89	46-57	1489	529	51	.975
Wofford	.265	55	1848	272	490	77	20	19	245	664	.359	215	59	342	34	.358	15	34	85-106	1451	589	91	.957
Elon	.256	57	1934	353	495	78	21	35	314	720	.372	278	79	413	34	.369	21	43	114-159	1582	689	77	.967
Davidson	.244	48	1579	208	386	93	5	20	193	549	.348	210	36	476	18	.343	19	35	53-69	1263	540	86	.954
<b>Totals</b>	<b>.278</b>	<b>625</b>	<b>21356</b>	<b>3668</b>	<b>5943</b>	<b>1113</b>	<b>153</b>	<b>386</b>	<b>3266</b>	<b>8520</b>	<b>.399</b>	<b>2648</b>	<b>648</b>	<b>4215</b>	<b>371</b>	<b>.370</b>	<b>267</b>	<b>471</b>	<b>845-1096</b>	<b>16707</b>	<b>6571</b>	<b>891</b>	<b>.963</b>

### PITCHING

	ERA	W	L	G	CG	SHO	CBO	SV	IP	H	R	ER	BB	SO	2B	3B	HR	AB	B/Avg	WP	HBP	BK	SFA	SHA
Samford	3.11	37	23	60	1	6	5	17	523.1	482	237	181	206	479	76	13	31	1992	.242	49	46	7	11	33
Elon	3.91	36	21	57	0	7	7	15	527.1	506	284	229	247	368	94	5	38	1987	.255	52	55	4	23	36
Coll. of Charleston	4.28	39	22	61	1	2	2	20	545.0	561	332	259	211	467	115	20	24	2087	.269	52	82	13	15	66
Appalachian State	4.42	33	27	60	2	7	5	15	523.0	506	287	257	236	415	103	22	31	1947	.260	47	54	6	27	38
Georgia Southern	4.48	36	26	62	4	6	5	14	546.2	552	337	272	237	424	103	6	35	2077	.266	37	43	4	28	44
UNCG	4.48	34	20	54	1	4	4	12	496.1	486	287	247	244	353	77	16	30	1857	.262	51	51	3	26	44
Davidson	4.64	18	30	48	1	2	1	8	421.0	466	275	217	156	335	85	13	29	1665	.280	41	34	5	18	27
The Citadel	4.81	20	36	56	2	2	2	12	492.0	599	331	263	226	400	91	11	37	1982	.302	43	34	4	25	44
Wofford	5.12	22	33	55	2	1	1	10	483.2	569	348	275	224	381	102	15	29	1918	.297	28	54	10	22	55
Furman	5.51	24	33	57	0	4	4	10	509.2	612	356	312	208	272	93	9	40	2012	.304	61	66	8	24	42
Western Carolina	5.78	23	31	55	2	5	3	4	501.0	571	380	322	295	448	113	14	40	1964	.291	58	74	6	21	44
<b>Totals</b>	<b>4.58</b>	<b>322</b>	<b>302</b>	<b>625</b>	<b>16</b>	<b>46</b>	<b>39</b>	<b>137</b>	<b>5569.0</b>	<b>5910</b>	<b>3454</b>	<b>2834</b>	<b>2490</b>	<b>4342</b>	<b>1052</b>	<b>144</b>	<b>364</b>	<b>21488</b>	<b>.275</b>	<b>519</b>	<b>593</b>	<b>70</b>	<b>240</b>	<b>473</b>

### FIELDING

Team	C	PO	A	E	FLD%	DPs	SBA	CSB	SBA%	PB	CI
UNCG	2069	1489	529	51	.975	52	81	24	.771	11	0
Appalachian State	2276	1569	639	68	.970	52	45	22	.672	2	2
Furman	2227	1529	630	68	.969	59	74	20	.787	14	2
Elon	2348	1582	689	77	.967	51	58	14	.806	13	0
Western Carolina	2154	1503	580	71	.967	43	91	26	.778	13	2
Samford	2273	1570	612	91	.960	46	37	24	.607	5	0
Coll. of Charleston	2359	1635	629	95	.960	49	79	16	.832	10	3
Georgia Southern	2357	1640	622	95	.960	54	84	26	.764	13	0
Wofford	2131	1451	589	91	.957	38	59	30	.663	8	0
Davidson	1889	1263	540	86	.954	34	89	25	.781	5	1
The Citadel	2086	1476	512	98	.953	37	74	28	.725	7	0
<b>Totals</b>	<b>24,169</b>	<b>16,707</b>	<b>6,571</b>	<b>891</b>	<b>.963</b>	<b>515</b>	<b>771</b>	<b>255</b>	<b>.751</b>	<b>101</b>	<b>10</b>

### TEAM BATTING LEADERS

#### Batting Average

Western Carolina	.302
Coll. of Charleston	.296
Georgia Southern	.289
Appalachian State	.285
The Citadel	.282
Samford	.279
Furman	.277
UNCG	.274
Wofford	.265
Elon	.256
Davidson	.244

#### Runs Scored

Coll. of Charleston	446
Georgia Southern	425
Western Carolina	377
Elon	353
Samford	338
Appalachian State	330
UNCG	322
The Citadel	303
Furman	294
Wofford	272
Davidson	208

#### Doubles

Coll. of Charleston	134
Western Carolina	118
Georgia Southern	117
Appalachian State	105
Furman	102
The Citadel	99
UNCG	96
Samford	94
Davidson	93
Elon	78
Wofford	77

#### Total Bases

Coll. of Charleston	1028
Georgia Southern	937
Western Carolina	856
Samford	789
Appalachian State	785
The Citadel	748
Furman	741
Elon	720
UNCG	703
Wofford	664
Davidson	549

#### Slugging Percentage

Coll. of Charleston	.486
Georgia Southern	.435
Western Carolina	.428
Samford	.395
Appalachian State	.394
The Citadel	.388
UNCG	.380
Furman	.379
Elon	.372
Wofford	.359
Davidson	.348

#### Hits

Coll. of Charleston	627
Georgia Southern	624
Western Carolina	604
Appalachian State	569
Samford	557
The Citadel	544
Furman	541
UNCG	506
Elon	495
Wofford	490
Davidson	386

#### Triples

Elon	21
Wofford	20
Georgia Southern	17
UNCG	16
The Citadel	15
Furman	13
Appalachian State	12
Samford	12
Coll. of Charleston	12
Western Carolina	10
Davidson	5

#### At Bats

Georgia Southern	2156
Coll. of Charleston	2117
Western Carolina	2002
Samford	1997
Appalachian State	1994
Furman	1954
Elon	1934
The Citadel	1926
UNCG	1849
Wofford	1848
Davidson	1579

#### On-Base Percentage

Coll. of Charleston	.394
Western Carolina	.393
Georgia Southern	.381
UNCG	.371
Appalachian State	.370
Elon	.369
Samford	.365
Furman	.364
Wofford	.358
The Citadel	.352
Davidson	.343

#### Runs Batted In

Coll. of Charleston	416
Georgia Southern	373
Western Carolina	337
Elon	314
Samford	299
Appalachian State	282
UNCG	281
The Citadel	266
Furman	260
Wofford	245
Davidson	193

#### Home Runs

Coll. of Charleston	81
Georgia Southern	54
Western Carolina	38
Samford	38
Elon	35
Appalachian State	29
The Citadel	25
Furman	24
UNCG	23
Davidson	20
Wofford	19

#### Walks

Coll. of Charleston	297
Elon	278
Georgia Southern	265
Appalachian State	260
Furman	242
UNCG	241
Western Carolina	241
Samford	231
Wofford	215
Davidson	210
The Citadel	168

## Hit by Pitch

Elon	79
Western Carolina	77
Coll. of Charleston	72
Georgia Southern	68
Wofford	59
UNCG	59
The Citadel	54
Samford	51
Furman	39
Davidson	36
Appalachian State	24

## Strikeouts

Davidson	476
Coll. of Charleston	418
Elon	413
Georgia Southern	397
Western Carolina	395
Appalachian State	368
UNCG	365
Samford	362
Furman	359
Wofford	342
The Citadel	320

## Sac Bunts

UNCG	89
Georgia Southern	60
Furman	48
Samford	43
Elon	43
The Citadel	36
Davidson	35
Wofford	34
Western Carolina	30
Appalachian State	28
Coll. of Charleston	25

## Sac Flies

Coll. of Charleston	40
Western Carolina	27
Georgia Southern	26
The Citadel	26
Appalachian State	25
UNCG	23
Furman	23
Samford	22
Elon	21
Davidson	19
Wofford	15

## Stolen Bases

Elon	114
Georgia Southern	95
The Citadel	93
Western Carolina	90
Appalachian State	89
Wofford	85
Coll. of Charleston	73
Furman	66
Davidson	53
UNCG	46
Samford	41

## Caught Stealing

Elon	45
Appalachian State	36
Georgia Southern	23
Western Carolina	22
Furman	21
The Citadel	21
Wofford	21
Coll. of Charleston	19
Davidson	16
Samford	16
UNCG	11

## Steal Attempts

Elon	159
Appalachian State	125
Georgia Southern	118
The Citadel	114
Western Carolina	112
Wofford	106
Coll. of Charleston	92
Furman	87
Davidson	69
Samford	57
UNCG	57

## Grounded into DP

Appalachian State	60
Furman	40
Georgia Southern	37
Wofford	34
Western Carolina	34
Elon	34
Coll. of Charleston	32
UNCG	32
Samford	28
The Citadel	22
Davidson	18

## TEAM PITCHING LEADERS

### Earned Run Average

Samford	3.11
Elon	3.91
Coll. of Charleston	4.28
Appalachian State	4.42
Georgia Southern	4.48
UNCG	4.48
Davidson	4.64
The Citadel	4.81
Wofford	5.12
Furman	5.51
Western Carolina	5.78

### Opposing Batting Average

Samford	.242
Elon	.255
Appalachian State	.260
UNCG	.262
Georgia Southern	.266
Coll. of Charleston	.269
Davidson	.280
Western Carolina	.291
Wofford	.297
The Citadel	.302
Furman	.304

### Innings Pitched

Georgia Southern	546.2
Coll. of Charleston	545.0
Elon	527.1
Samford	523.1
Appalachian State	523.0
Furman	509.2
Western Carolina	501.0
UNCG	496.1
The Citadel	492.0
Wofford	483.2
Davidson	421.0

### Strikeouts

Samford	479
Coll. of Charleston	467
Western Carolina	448
Georgia Southern	424
Appalachian State	415
The Citadel	400
Wofford	381
Elon	368
UNCG	353
Davidson	335
Furman	272

### Strikeouts Looking

Western Carolina	167
Samford	148
Coll. of Charleston	146
Appalachian State	145
Georgia Southern	138
The Citadel	134
UNCG	113
Elon	109
Wofford	96
Davidson	84
Furman	75

### Wins

Coll. of Charleston	39
Samford	37
Elon	36
Georgia Southern	36
UNCG	34
Appalachian State	33
Furman	24
Western Carolina	23
Wofford	22
The Citadel	20
Davidson	18

### Losses

The Citadel	36
Wofford	33
Furman	33
Western Carolina	31
Davidson	30
Appalachian State	27
Georgia Southern	26
Samford	23
Coll. of Charleston	22
Elon	21
UNCG	20

### Saves

Coll. of Charleston	20
Samford	17
Appalachian State	15
Elon	15
Georgia Southern	14
UNCG	12
The Citadel	12
Wofford	10
Furman	10
Davidson	8
Western Carolina	4

### Runners Picked Off

Georgia Southern	23
Davidson	19
Furman	18
Appalachian State	18
Coll. of Charleston	12
Wofford	10
Western Carolina	10
Samford	9
The Citadel	8
Elon	7
UNCG	7

### Sacrifice Bunts Allowed

Coll. of Charleston	66
Wofford	55
The Citadel	44
Western Carolina	44
UNCG	44
Georgia Southern	44
Furman	42
Appalachian State	38
Elon	36
Samford	33
Davidson	27

### Sacrifice Flies Allowed

Georgia Southern	28
Appalachian State	27
UNCG	26
The Citadel	25
Furman	24
Elon	23
Wofford	22
Western Carolina	21
Davidson	18
Coll. of Charleston	15
Samford	11

### Hits Allowed

Davidson	466
Samford	482
UNCG	486
Appalachian State	506
Elon	506
Georgia Southern	552
Coll. of Charleston	561
Wofford	569
Western Carolina	571
The Citadel	599
Furman	612

### Runs Allowed

Samford	237
Davidson	275
Elon	284
Appalachian State	287
UNCG	287
The Citadel	331
Coll. of Charleston	332
Georgia Southern	337
Wofford	348
Furman	356
Western Carolina	380

### Earned Runs Allowed

Samford	181
Davidson	217
Elon	229
UNCG	247
Appalachian State	257
Coll. of Charleston	259
The Citadel	263
Georgia Southern	272
Wofford	275
Furman	312
Western Carolina	322

### Walks Allowed

Davidson	156
Samford	206
Furman	208
Coll. of Charleston	211
Wofford	224
The Citadel	226
Appalachian State	236
Georgia Southern	237
UNCG	244
Elon	247
Western Carolina	295

### Doubles Allowed

Samford	76
UNCG	77
Davidson	85
The Citadel	91
Furman	93
Elon	94
Wofford	102
Appalachian State	103
Georgia Southern	103
Western Carolina	113
Coll. of Charleston	115



### Triples Allowed

Elon	5
Georgia Southern	6
Furman	9
The Citadel	11
Davidson	13
Samford	13
Western Carolina	14
Wofford	15
UNCG	16
Coll. of Charleston	20
Appalachian State	22

### Home Runs Allowed

Coll. of Charleston	24
Davidson	29
Wofford	29
UNCG	30
Samford	31
Appalachian State	31
Georgia Southern	35
The Citadel	37
Elon	38
Furman	40
Western Carolina	40

### Wild Pitches

Furman	61
Western Carolina	58
Elon	52
Coll. of Charleston	52
UNCG	51
Samford	49
Appalachian State	47
The Citadel	43
Davidson	41
Georgia Southern	37
Wofford	28

### Balks

Coll. of Charleston	13
Wofford	10
Furman	8
Samford	7
Appalachian State	6
Western Carolina	6
Davidson	5
Georgia Southern	4
The Citadel	4
Elon	4
UNCG	3

### Hit Batters

Coll. of Charleston	82
Western Carolina	74
Furman	66
Elon	55
Wofford	54
Appalachian State	54
UNCG	51
Samford	46
Georgia Southern	43
The Citadel	34
Davidson	34

### Intentional Walks Allowed

Davidson	17
Elon	14
Furman	9
Georgia Southern	8
Western Carolina	8
Appalachian State	5
Samford	5
The Citadel	4
Wofford	1



With a .419 batting average in 2011, Western Carolina second baseman Ross Heffley led the SoCon by 29 points over his nearest competitor.

## TEAM FIELDING LEADERS

### Fielding Percentage

UNCG	.975
Appalachian State	.970
Furman	.969
Elon	.967
Western Carolina	.967
Samford	.960
Coll. of Charleston	.960
Georgia Southern	.960
Wofford	.957
Davidson	.954
The Citadel	.953

### Chances

Coll. of Charleston	2359
Georgia Southern	2357
Elon	2348
Appalachian State	2276
Samford	2273
Furman	2227
Western Carolina	2154
Wofford	2131
The Citadel	2086
UNCG	2069
Davidson	1889

### Putouts

Georgia Southern	1640
Coll. of Charleston	1635
Elon	1582
Samford	1570
Appalachian State	1569
Furman	1529
Western Carolina	1503
UNCG	1489
The Citadel	1476
Wofford	1451
Davidson	1263

### Assists

Elon	689
Appalachian State	639
Furman	630
Coll. of Charleston	629
Georgia Southern	622
Samford	612
Wofford	589
Western Carolina	580
Davidson	540
UNCG	529
The Citadel	512

### Errors

The Citadel	98
Georgia Southern	95
Coll. of Charleston	95
Wofford	91
Samford	91
Davidson	86
Elon	77
Western Carolina	71
Appalachian State	68
Furman	68
UNCG	51

### Fielding Double Plays

Furman	59
Georgia Southern	54
UNCG	52
Appalachian State	52
Elon	51
Coll. of Charleston	49
Samford	46
Western Carolina	43
Wofford	38
The Citadel	37
Davidson	34

### Stolen Bases Against

Western Carolina	91
Davidson	89
Georgia Southern	84
UNCG	81
Coll. of Charleston	79
Furman	74
The Citadel	74
Wofford	59
Elon	58
Appalachian State	45
Samford	37

### Caught Stealing By

Wofford	30
The Citadel	28
Georgia Southern	26
Western Carolina	26
Davidson	25
UNCG	24
Samford	24
Appalachian State	22
Furman	20
Coll. of Charleston	16
Elon	14

### Steal Attempts Against

Western Carolina	117
Davidson	114
Georgia Southern	110
UNCG	105
The Citadel	102
Coll. of Charleston	95
Furman	94
Wofford	89
Elon	72
Appalachian State	67
Samford	61

### Passed Balls

Furman	14
Elon	13
Georgia Southern	13
Western Carolina	13
UNCG	11
Coll. of Charleston	10
Wofford	8
The Citadel	7
Samford	5
Davidson	5
Appalachian State	2

### Catchers Interference

Coll. of Charleston	3
Appalachian State	2
Western Carolina	2
Furman	2
Davidson	1

## INDIVIDUAL BATTING LEADERS

**Batting Average**

Ross Heffley, WCU	.419
Eric Phillips, GSU	.390
Phillip Ervin, SAM	.371
Drew Gadaire, DAV	.362
Saxon Butler, SAM	.355
Tyler Zupcic, ASU	.350
Aaron Thompkins, FUR	.348
Daniel Aldrich, COFC	.347
Matt Leeds, COFC	.345
Michael Johnson, SAM	.342

**Slugging Percentage**

Victor Roache, GSU	.778
Daniel Aldrich, COFC	.739
Matt Leeds, COFC	.672
Ross Heffley, WCU	.659
Saxon Butler, SAM	.588
Brandon Miller, SAM	.582
Trevor Edwards, UNCG	.575
Drew Gadaire, DAV	.569
Mac Doyle, WOF	.568
Rob Kral, COFC	.563

**On-Base Percentage**

Ross Heffley, WCU	.483
Rob Kral, COFC	.471
Marty Gantt, COFC	.469
Eric Phillips, GSU	.464
Neal Pritchard, ELON	.450
Matt Leeds, COFC	.447
Phillip Ervin, SAM	.440
Victor Roache, GSU	.438
Trevor Edwards, UNCG	.437
Saxon Butler, SAM	.436

**Runs Scored**

Shawn Payne, GSU	70
Matt Leeds, COFC	66
Marty Gantt, COFC	63
Eric Phillips, GSU	62
Rob Kral, COFC	62
Victor Roache, GSU	58
Michael Johnson, SAM	56
Cole Rakar, COFC	55
Matt Johns, WCU	55
Ross Heffley, WCU	52

**Hits**

Eric Phillips, GSU	98
Ross Heffley, WCU	96
Michael Burruss, GSU	82
Michael Johnson, SAM	82
Saxon Butler, SAM	81
Matt Leeds, COFC	80
Phillip Ervin, SAM	79
Marty Gantt, COFC	78
Daniel Aldrich, COFC	77
Tyler Zupcic, ASU	77

**Runs Batted In**

Victor Roache, GSU	84
Matt Leeds, COFC	80
Daniel Aldrich, COFC	73
Ross Heffley, WCU	65
Saxon Butler, SAM	61
Steve Cochrane, GSU	56
Trevor Edwards, UNCG	51
Jose Rodriguez, COFC	51
Rob Kral, COFC	48
Mac Doyle, WOF	46
Michael Burruss, GSU	46

**Doubles**

Saxon Butler, SAM	26
Steve Cochrane, GSU	19
Ross Heffley, WCU	18
Matt Leeds, COFC	18
Trevor Edwards, UNCG	18
Daniel Aldrich, COFC	17
Rob Kral, COFC	17
Will Muzika, FUR	16
Zack Briggs, ASU	16
Tom Richardson, GSU	16
Trey Holmes, ASU	16
Shawn Payne, GSU	16
Matt Johns, WCU	16

**Triples**

Mac Doyle, WOF	7
Shawn Payne, GSU	6
Michael Burruss, GSU	5
Niko Fraser, ELON	5
K. Diamaduros, WOF	5
Brad Felder, CIT	5
J.B. Jenkins, FUR	4
Drew DeKerlegand, CIT	4
12 tied at	3

**Home Runs**

Victor Roache, GSU	30
Daniel Aldrich, COFC	22
Matt Leeds, COFC	18
Brandon Miller, SAM	16
Rob Kral, COFC	11
Ross Heffley, WCU	11
Jose Rodriguez, COFC	11
Mac Doyle, WOF	10
Nick Orvin, CIT	9
Saxon Butler, SAM	9

**Total Bases**

Victor Roache, GSU	179
Daniel Aldrich, COFC	164
Matt Leeds, COFC	156
Ross Heffley, WCU	151
Saxon Butler, SAM	134
Eric Phillips, GSU	129
Shawn Payne, GSU	122
Mac Doyle, WOF	121
Rob Kral, COFC	120
Marty Gantt, COFC	120

**Walks**

Rob Kral, COFC	61
Marty Gantt, COFC	55
Steve Cochrane, GSU	40
Neal Pritchard, ELON	39
Matt Leeds, COFC	39
Hector Crespo, ASU	38
Shawn Payne, GSU	38
Victor Roache, GSU	37
Austin Schultz, WCU	37
Alex Abrams, FUR	35

**Hit By Pitch**

Trevor Edwards, UNCG	18
Alex Lee, WOF	16
Neal Pritchard, ELON	16
Cameron Dullnig, WCU	15
Tyler White, WCU	15
William Ladd, CIT	14
Chris Barker, UNCG	14
Will Miller, FUR	13
Shawn Payne, GSU	13
Drew DeKerlegand, CIT	12
Cole Rakar, COFC	12
Niko Fraser, ELON	12

**Sacrifice Bunts**

Ben Morgan, GSU	20
Bobby Martin, UNCG	18
Brad Moss, SAM	16
Eric Brindle, UNCG	15
Brent Pugh, GSU	12
Alex Lee, WOF	10
Niko Fraser, ELON	9
Drew Gehringer, UNCG	9
Drew DeKerlegand, CIT	9
J.B. Jenkins, FUR	8

**Sacrifice Flies**

Stephen Notaro, WCU	8
Daniel Aldrich, COFC	7
Trevor Edwards, UNCG	7
Steve Cochrane, GSU	6
Cole Rakar, COFC	6
William Ladd, CIT	5
Matt Leeds, COFC	5
Ross Heffley, WCU	5
Aaron Attaway, WCU	5
10 tied at	4

**Stolen Bases**

Shawn Payne, GSU	33
Matt Johns, WCU	26
Eric Phillips, GSU	26
Marty Gantt, COFC	25
James Foster, WOF	22
Harry Austin, ELON	22
Niko Fraser, ELON	20
Nick Orvin, CIT	19
Jack Myers, ASU	19
William Ladd, CIT	18
Hector Crespo, ASU	18

**Total Plate Appearances**

Marty Gantt, COFC	306
Shawn Payne, GSU	299
Eric Phillips, GSU	294
Michael Burruss, GSU	289
Cole Rakar, COFC	286
Matt Leeds, COFC	284
Rob Kral, COFC	282
Victor Roache, GSU	281
Michael Johnson, SAM	280
Jose Rodriguez, COFC	278

**At Bats**

Michael Burruss, GSU	273
Eric Phillips, GSU	251
Jose Rodriguez, COFC	245
Shawn Payne, GSU	242
Michael Johnson, SAM	240
Cole Rakar, COFC	238
Trey Holmes, ASU	238
Marty Gantt, COFC	237
Alex Swim, ELON	236
Matt Leeds, COFC	232

**Steal Attempts**

Shawn Payne, GSU	36
Niko Fraser, ELON	32
Eric Phillips, GSU	31
Marty Gantt, COFC	30
Harry Austin, ELON	28
James Foster, WOF	27
Matt Johns, WCU	26
Hector Crespo, ASU	26
Jack Myers, ASU	24
Justin Mackert, CIT	23

**Strikeouts**

Matt Leeds, COFC	61
Shawn Payne, GSU	60
Daniel Aldrich, COFC	59
Brad Felder, CIT	57
Zack Briggs, ASU	57
Jose Rodriguez, COFC	54
Garrett Koster, ELON	52
Andrew Barna, DAV	51
Brandon Miller, SAM	50
Michael Zeblo, DAV	50

**Grounded Into DP**

Alex Swim, ELON	11
Saxon Butler, SAM	10
Jeremy Dowdy, ASU	10
Jack Myers, ASU	10
Trey Holmes, ASU	8
Landon Bennett, WOF	8
Ross Heffley, WCU	7
7 tied at	6



Samford's Charles Basford had the third-lowest ERA in the conference in 2011 and the lowest among returning pitchers.



### INDIVIDUAL PITCHING LEADERS

#### Earned Run Average

Andy Moye, GSU	2.39
Matt Murray, GSU	2.39
Charles Basford, SAM	2.45
Mike Frongello, DAV	2.54
Dylan Clark, ELON	2.78
Ryan Arrowood, ASU	2.96
Christian Powell, COFC	3.09
Cash Collins, WOF	3.15
Chris Beck, GSU	3.23
Kyle Putkonen, SAM	3.25

#### Opposing Batting Average

Matt Murray, GSU	.207
Chris Beck, GSU	.211
Lex Rutledge, SAM	.220
Brandon Browne, UNCG	.226
Jarett Miller, UNCG	.227
Charles Basford, SAM	.228
Andy Moye, GSU	.229
Christian Powell, COFC	.232
David Whitehead, ELON	.233
Seth Grant, ASU	.245

#### Innings Pitched

Chris Beck, GSU	103.0
Cash Collins, WOF	97.0
Josh Renfro, COFC	96.0
Ryan Arrowood, ASU	94.1
Colby Hyatt, UNCG	94.1
Nathan Hyatt, ASU	88.2
Charles Basford, SAM	88.0
David Peterson, COFC	87.2
Seth Grant, ASU	87.0
Matt Benedict, WCU	85.1

#### Strikeouts

Chris Beck, GSU	109
Chris Lamb, DAV	85
Ryan Arrowood, ASU	83
Lex Rutledge, SAM	79
Austin Pritcher, CIT	77
Josh Renfro, COFC	77
Warren Slack, UNCG	73
Matt Murray, GSU	72
Matt Talley, CIT	72
Nathan Hyatt, ASU	70
Matt Benedict, WCU	70

#### Strikeouts Looking

Josh Renfro, COFC	37
Austin Pritcher, CIT	34
Chris Beck, GSU	32
Matt Murray, GSU	30
Ryan Arrowood, ASU	30
Matt Benedict, WCU	26
Seth Grant, ASU	25
Matt Talley, CIT	24
Charles Basford, SAM	24
Nathan Hyatt, ASU	23
Jordan Smith, WCU	23

#### Wins

Josh Renfro, COFC	9
Chris Beck, GSU	9
Josh Adams, GSU	9
Christian Powell, COFC	8
Colby Hyatt, UNCG	8
Ryan Arrowood, ASU	8
Cash Collins, WOF	8
John Brebbia, ELON	7
Jared Kernodle, ELON	7
Kyle Putkonen, SAM	7
Andy Moye, GSU	7
Warren Slack, UNCG	7
Charles Basford, SAM	7

#### Saves

Andrew Jones, SAM	15
Taylor Miller, ASU	12
Dylan Cole, FUR	10
John Cornely, WOF	9
Matt Murray, GSU	9
Kyle Owings, COFC	8
Mitch Conner, ELON	8
Casey Lucchese, COFC	7
Drew Mahaffey, CIT	5
Mike Frongello, DAV	5

#### Appearances

Mike Frongello, DAV	39
Andrew Chilcoat, WCU	34
Will Helms, ASU	33
TJ Clarkson, CIT	32
Andrew Jones, SAM	31
Drake Browne, FUR	31
Greg Smith, UNCG	30
David Port, ASU	29
Jarett Miller, UNCG	28
John Brebbia, ELON	27
Jeremy Long, CIT	27

#### Games Started

Chris Beck, GSU	19
Ryan Arrowood, ASU	15
Josh Renfro, COFC	15
Charles Basford, SAM	15
David Peterson, COFC	15
Warren Slack, UNCG	15
8 tied at	14

#### Sacrifice Bunts Allowed

Josh Renfro, COFC	17
David Peterson, COFC	15
Nathan Hyatt, ASU	12
Christian Powell, COFC	11
Cash Collins, WOF	11
Nate Smith, FUR	9
7 tied at	8

#### Sacrifice Flies Allowed

Nathan Hyatt, ASU	7
Daniel Stallsmith, FUR	6
Ryan Overcash, DAV	6
6 tied at	5

#### Losses

Seth Grant, ASU	9
Tom Dolinak, WOF	7
Chris Lamb, DAV	7
Justin Russell, CIT	7

#### Fielding Percentage

Cole Rakar, COFC	1.000
Kelly Myers, DAV	1.000
Daniel Kassouf, ASU	1.000
Tyler White, WCU	.996
Ben Scott, ELON	.995
Aaron Thompson, FUR	.994
Drew Gehringer, UNCG	.994
Will Miller, FUR	.994
Trey Holmes, ASU	.993
Tyler Zupcic, ASU	.993

#### Chances

Trey Holmes, ASU	561
Steve Cochrane, GSU	529
Saxon Butler, SAM	526
Aaron Thompson, FUR	505
K. Diamaduros, WOF	475
Brad Moss, SAM	462
Justin Mackert, CIT	452
Tyler White, WCU	451
Tom Richardson, GSU	430
David Roney, WOF	400

Jordan Smith, WCU	7
Matt Talley, CIT	7
5 tied at	6

#### Runners Picked Off

Andy Moye, GSU	8
Chris Beck, GSU	5
Ryan Traylor, WOF	4
Chris Lamb, DAV	4
David Peterson, COFC	4
17 tied at	3

#### Wild Pitches

Daniel Stallsmith, FUR	15
David Whitehead, ELON	13
Casey Lucchese, COFC	12
Ryan Arrowood, ASU	10
Nate Smith, FUR	10
Josh Adams, GSU	10
Kyle Owings, COFC	9
Justin Hess, GSU	9
Brian Russell, DAV	9
8 tied at	8

#### Balks

David Peterson, COFC	5
Kyle Owings, COFC	4
Bobby Streisel, WOF	3
Rumiko Forrester, SAM	3
7 tied at	2

#### Hit Batters

David Peterson, COFC	19
Josh Renfro, COFC	12
Daniel Stallsmith, FUR	12
Greg Smith, UNCG	11
Seth Grant, ASU	11
Bobby Lyne, FUR	11
Christian Powell, COFC	10
Charles Basford, SAM	10
Warren Slack, UNCG	10
10 tied at	9

#### Intentional Walks Allowed

Mike Frongello, DAV	8
David Whitehead, ELON	2
27 tied at	1

#### Hits Allowed

Matt Murray, GSU	50
Jarett Miller, UNCG	50
Lex Rutledge, SAM	51
Brandon Browne, UNCG	55
David Whitehead, ELON	57

Thomas Girdwood, ELON	59
Ryan Overcash, DAV	61
TJ Clarkson, CIT	63
Andy Moye, GSU	64
Ken Ferrer, ELON	67
Dylan Clark, ELON	67

#### Runs Allowed

Matt Murray, GSU	23
Dylan Clark, ELON	26
Jarett Miller, UNCG	29
Charles Basford, SAM	30
Mike Frongello, DAV	30
Andy Moye, GSU	30
Brandon Browne, UNCG	31
Ryan Overcash, DAV	31
Ryan Arrowood, ASU	32
Jared Kernodle, ELON	33

#### Earned Runs Allowed

Matt Murray, GSU	18
Mike Frongello, DAV	19
Dylan Clark, ELON	21
Andy Moye, GSU	21
Charles Basford, SAM	24
Thomas Girdwood, ELON	24
Ryan Overcash, DAV	26
Lex Rutledge, SAM	26
Jarett Miller, UNCG	27
TJ Clarkson, CIT	27

#### Walks Allowed

Ian Horkley, DAV	10
Ryan Overcash, DAV	13
Colby Hyatt, UNCG	14
Kyle Putkonen, SAM	18
Nate Smith, FUR	18
Tyler Wood, FUR	18
Jared Kernodle, ELON	19
Chris Lamb, DAV	19
Mike Frongello, DAV	20
4 tied at	21

#### Home Runs Allowed

Mike Frongello, DAV	0
Kyle Putkonen, SAM	1
Lex Rutledge, SAM	2
Bobby Lyne, FUR	2
Andy Moye, GSU	2
Matt Murray, GSU	2
Josh Renfro, COFC	2
Cash Collins, WOF	2
7 tied at	3

### INDIVIDUAL FIELDING LEADERS

#### Putouts

Trey Holmes, ASU	517
Steve Cochrane, GSU	491
Saxon Butler, SAM	489
Aaron Thompson, FUR	474
K. Diamaduros, WOF	438
Tyler White, WCU	421
Justin Mackert, CIT	401
Brad Moss, SAM	387
Tom Richardson, GSU	385
David Roney, WOF	339

#### Assists

Ben Morgan, GSU	191
J.B. Jenkins, FUR	183
Neal Pritchard, ELON	169
Michael Johnson, SAM	165
Ross Heffley, WCU	158
Tyler Filliben, SAM	156
Aaron Attaway, WCU	151
Jamie Holler, COFC	147
Hector Crespo, ASU	145
Alex Lee, WOF	134

#### Double Plays

Trey Holmes, ASU	49
Aaron Thompson, FUR	47
Ben Morgan, GSU	46
Steve Cochrane, GSU	44
J.B. Jenkins, FUR	44
Saxon Butler, SAM	38
Tyler White, WCU	38
Justin Mackert, CIT	36
Jamie Holler, COFC	35
Eric Phillips, GSU	35

#### Errors

Matt Moore, WOF	31
Ben Morgan, GSU	21
Tyler Filliben, SAM	21
Drew DeKerlegand, CIT	19
Andrew Barna, DAV	19
Michael Johnson, SAM	19
Josh McKinney, WOF	18
Jamie Holler, COFC	16
Zack Briggs, ASU	16
Matt Simonelli, CIT	16

# YEARLY STANDINGS

PREPARING STUDENT-ATHLETES FOR LIFE'S CHALLENGES SINCE 1921



## REGULAR SEASON CHAMPIONS

Year	School	W	L	Pct.
1954	Virginia Tech	10	4	.714
1955	West Virginia	7	2	.778
1956	George Washington	8	3	.727
1957	George Washington	12	1	.923
1958	Richmond	9	2	.818
	George Washington	9	2	.818
1959	George Washington	7	2	.778
1960	The Citadel	8	2	.800
	Richmond	8	2	.800
1961	West Virginia	8	2	.800
1962	West Virginia	9	2	.818
1963	West Virginia	13	1	.929
1964	West Virginia	14	2	.875
1965	Furman	9	2	.818
1966	East Carolina	12	3	.800
1967	West Virginia	13	3	.813
1968	East Carolina	8	1	.889
1969	Furman	11	3	.786
1970	East Carolina	13	6	.684
1971	The Citadel	11	5	.688
	Furman	11	5	.688
1972	Richmond	13	3	.813
1973	Appalachian State	11	3	.786
1974	East Carolina	12	2	.857
1975	The Citadel	11	3	.786
1976	Furman	11	2	.846
1977	East Carolina	15	1	.938
1978	Marshall	11	1	.917
1979	The Citadel	13	3	.813
1980	East Tennessee State	14	1	.933
1981	East Tennessee State	12	4	.750
	Marshall	12	4	.750
	Western Carolina	12	4	.750
1982	The Citadel	14	2	.875
1983	The Citadel	12	2	.857
1984	N-Appalachian State	12	2	.857
	S-Western Carolina	13	3	.813
1985	N-Appalachian State	14	3	.824
	S-Davidson	11	5	.688
1986	N-Appalachian State	15	2	.882
	S-Western Carolina	12	5	.706
1987	N-Appalachian State	10	2	.833
	S-Western Carolina	13	3	.813
1988	N-VMI	11	7	.611
	S-Western Carolina	14	3	.824
1989	Western Carolina	10	5	.667
1990	The Citadel	13	1	.920
1991	The Citadel	16	2	.889
1992	Western Carolina	17	4	.810
1993	Georgia Southern	18	5	.783
1994	Western Carolina	19	4	.826
1995	The Citadel	19	5	.792
1996	Georgia Southern	17	3	.850
1997	Georgia Southern	18	6	.750
	Western Carolina	18	6	.750
1998	UNCG	22	5	.815
1999	The Citadel	24	5	.828
2000	Georgia Southern	23	7	.767
	The Citadel	23	7	.767
2001	Georgia Southern	21	9	.700
2002	The Citadel	22	8	.733
2003	Western Carolina	22	8	.733
2004	College of Charleston	25	5	.833
2005	College of Charleston	27	3	.900
2006	Elon	21	6	.778
2007	Western Carolina	20	7	.741
	College of Charleston	20	7	.741
2008	Elon	19	8	.704
2009	Elon	23	4	.852
2010	The Citadel	24	6	.800
2011	Elon	23	7	.767

## REGULAR SEASON CHAMPIONSHIPS BY SCHOOL

(Current Schools)

The Citadel.....	13
Western Carolina .....	11
Appalachian State.....	5
Georgia Southern.....	5
Elon.....	4
Furman.....	4
College of Charleston .....	3
Davidson.....	1
UNCG .....	1

### 1954

Conference	W	L	Overall	W	L
Virginia Tech*	10	4	14	8	
George Washington	6	4	16	7	
VMI	6	4	12	6	
Richmond	6	4	9	10	
The Citadel	3	2	5	9	
West Virginia	5	4	13	7	
Davidson	3	4	5	13	
Furman	2	4	8	7	
Washington & Lee	4	9	4	15	
William & Mary	2	8	4	12	

### 1955

Conference	W	L	Overall	W	L
West Virginia*	7	2	20	6	
George Washington	8	3	12	6	
Virginia Tech	8	4	13	8	
The Citadel	6	3	7	9	
Davidson	5	3	11	5	
Richmond	5	5	10	11	
VMI	6	7	12	8	
William & Mary	4	7	8	9	
Washington & Lee	3	12	4	17	
Furman	1	7	5	15	

### 1956

Conference	W	L	Overall	W	L
George Washington*	8	3	11	7	
West Virginia	6	3	15	9	
Furman	4	2	10	10	
Richmond	6	4	9	8	
VMI	7	7	12	10	
Virginia Tech	7	7	9	12	
William & Mary	6	7	6	10	
The Citadel	4	5	10	13	
Washington & Lee	5	9	6	13	
Davidson	3	9	6	13	

### 1957

Conference	W	L	Overall	W	L
George Washington*	12	1	19	4	
Furman	5	3	11	11	
William & Mary	8	7	11	8	
Virginia Tech	8	7	9	12	
West Virginia	4	5	12	8	
Richmond	6	8	11	10	
The Citadel	3	4	10	10	
VMI	4	6	8	13	
Washington & Lee	4	7	8	10	
Davidson	3	9	6	13	

### 1958

Conference	W	L	Overall	W	L
Richmond*	9	2	13	3	
George Washington*	9	2	12	8	
The Citadel	7	3	15	9	
Davidson	7	4	11	6#	
West Virginia	5	3	12	11	
Virginia Tech	6	7	9	11	
Furman	3	5	8	12	
Washington & Lee	2	8	5	9	
VMI	2	8	3	11	
William & Mary	1	9	3	11	

### 1959

Conference	W	L	Overall	W	L
George Washington*	7	2	14	5	
Richmond	7	3	10	4	
The Citadel	6	3	19	5	
Virginia Tech	9	5	12	7	
West Virginia	8	5	16	9	
Furman	4	5	8	12	
VMI	5	10	5	11	
Davidson	3	7	4	17	
William & Mary	2	11	4	12	

### 1960

Conference	W	L	Overall	W	L
Richmond*	8	2	13	3	
The Citadel*	8	2	19	5	
West Virginia	6	4	17	9	
Furman	6	4	15	9	
Virginia Tech	7	6	10	9	
George Washington	5	5	10	6	
VMI	5	8	6	8	
Davidson	3	5	7	12	
William & Mary	2	14	6	15	

### 1961

Conference	W	L	Overall	W	L
West Virginia*	8	2	17	10	
Richmond	7	3	11	4	
Furman	7	3	15	10	
Virginia Tech	7	6	9	15	
VMI	6	6	7	7	
Davidson	6	6	9	14#	
The Citadel	5	6	11	8	
George Washington	2	7	6	10	
William & Mary	2	11	2	13	

### 1962

Conference	W	L	Overall	W	L
West Virginia*	9	2	19	8	
Richmond	8	3	12	5	
Furman	6	3	12	9	
Virginia Tech	7	5	11	6	
VMI	7	7	8	7	
George Washington	4	6	8	7	
The Citadel	3	7	10	13	
Davidson	3	7	8	16	
William & Mary	3	10	4	12	

### 1963

Conference	W	L	Overall	W	L
West Virginia*	13	1	30	3	
Virginia Tech	10	1	14	7	
Richmond	9	5	10	8	
VMI	7	7	14	11	
The Citadel	4	7	9	10	
George Washington	4	8	4	13	
Furman	3	7	7	16	
Davidson	4	10	8	18	
William & Mary	1	9	2	14	

### 1964

Conference	W	L	Overall	W	L
West Virginia*	14	2	24	5	
Furman	10	3	17	11	
Davidson	9	5	14	13#	
Virginia Tech	9	6	12	10	
Richmond	5	7	8	11	
George Washington	5	8	6	12	
VMI	5	9	10	12	
The Citadel	3	10	7	12	
William & Mary	2	12	2	14	

### 1965

Conference	W	L	Overall	W	L
Furman*	9	2	12	14	
West Virginia	10	4	19	9	
Richmond	10	5	13	10	
VMI	8	6	15	9	
The Citadel	9	7	12	12	
George Washington	4	6	9	7	
Virginia Tech	5	11	10	13	
Davidson	5	11	8	24	
William & Mary	3	11	4	30	

### 1966

Conference	W	L	Overall	W	L
East Carolina*	12	3	17	10	
West Virginia	12	4	26	7	
George Washington	9	5	13	6	
William & Mary	10	6	12	15	
Richmond	7	5	17	6	
VMI	6	10	10	13	
Davidson	5	11	10	24	
The Citadel	3	9	8	16	
Furman	2	13	4	25	

### 1967

Conference	W	L	Overall	W	L
West Virginia*	13	3	22	9	
East Carolina	13	3	23	6	
Richmond	10	5	13	9	
William & Mary	8	8	17	13	
VMI	7	9	9	10	
Furman	6	8	8	18	
The Citadel	6	9	9	15	
George Washington	2	10	6	13	
Davidson	2	12	3	20	

\*Regular season champion. Won playoff



1968	Conference		Overall	
	W	L	W	L
East Carolina*	8	1	21	11
William & Mary	5	3	21	14
Richmond	4	3	9	11
Furman	5	4	14	13
West Virginia	4	4	9	8
The Citadel	4	5	16	10
George Washington	3	4	12	7
VMI	3	5	7	8
Davidson	1	8	3	23

1969	Conference		Overall	
North	W	L	W	L
VMI	9	8	10	12
William & Mary	8	7	15	13
George Washington	7	7	13	16
Richmond	3	9	6	12

South	W	L	W	L
Furman*	11	3	18	15#
The Citadel	10	6	18	10
East Carolina	7	7	15	13
Davidson	3	11	8	18#

1970	Conference		Overall	
North	W	L	W	L
William & Mary	9	6	17	16
George Washington	11	8	17	18
Richmond	5	9	9	12
VMI	4	9	6	13

South	W	L	W	L
East Carolina*	13	6	18	11
Furman	9	6	18	11
The Citadel	6	8	13	11
Davidson	5	10	10	15

1971	Conference		Overall	
	W	L	W	L
The Citadel*	11	5	22	9
Furman*	11	5	21	12
Richmond	10	6	14	13
William & Mary	10	6	14	13
East Carolina	8	6	18	15
Davidson	6	8	15	19
VMI	6	8	12	18

1972	Conference		Overall	
	W	L	W	L
Richmond*	13	3	21	6
East Carolina	11	5	19	10
Furman	10	6	19	13#
The Citadel	9	7	17	13
William & Mary	5	9	15	18
Davidson	3	11	11	20
VMI	3	13	6	19
Appalachian State	0	0	12	14

1973	Conference		Overall	
	W	L	W	L
Appalachian State*	11	3	14	10
East Carolina	10	4	16	8
Richmond	8	5	16	8
The Citadel	8	6	16	8
William & Mary	6	6	11	15
Furman	6	6	16	15
Davidson	1	10	8	15
VMI	0	10	3	14

1974	Conference		Overall	
	W	L	W	L
East Carolina*	12	2	17	13
Richmond	9	5	22	12
Appalachian State	9	5	20	13
The Citadel	7	7	17	11
Davidson	6	8	10	15
William & Mary	5	9	8	17
VMI	5	9	6	14
Furman	3	11	14	20

1975	Conference		Overall	
	W	L	W	L
The Citadel*	11	3	21	9
Davidson	10	4	21	15
East Carolina	9	5	16	12
Furman	8	6	10	12
Richmond	8	6	17	16
Appalachian State	6	8	19	16
William & Mary	3	11	10	18
VMI	1	13	2	18

1976	Conference		Overall	
	W	L	W	L
Furman*	11	2	23	16
Richmond	9	5	20	12
The Citadel	7	4	18	9
East Carolina	7	6	22	7
William & Mary	5	5	13	20
Davidson	5	8	10	22
Appalachian State	4	8	24	14
VMI	2	12	6	23

1977	Conference		Overall	
	W	L	W	L
East Carolina*	15	1	30	12
Western Carolina	14	2	27	5
The Citadel	10	4	21	11
Marshall	8	8	20	21
William & Mary	7	9	15	25
Appalachian State	6	10	21	14
Davidson	5	11	15	25
Furman	3	13	14	30
VMI	2	12	5	19
Chattanooga	0	0	23	14

1978	Conference		Overall	
	W	L	W	L
Marshall*	11	1	27	13
Appalachian State	10	4	24	10
The Citadel	9	5	30	9
Western Carolina	8	5	20	13#
Furman	6	7	13	18
Chattanooga	5	9	25	18
Davidson	4	8	15	26
VMI	4	8	15	26

1979	Conference		Overall	
	W	L	W	L
The Citadel*	13	3	27	15
Appalachian State	10	5	20	22
East Tennessee State	10	5	29	23
Marshall	10	6	23	15#
Furman	9	7	16	16
Western Carolina	6	7	13	15
Chattanooga	6	10	16	15
Davidson	5	11	13	23
VMI	0	15	6	25

1980	Conference		Overall	
	W	L	W	L
East Tennessee State*	14	1	39	7#
Marshall	10	3	17	11
Appalachian State	10	5	17	19
Western Carolina	8	5	22	15
The Citadel	9	6	23	14
Davidson	7	8	15	24
Furman	2	10	7	22
Chattanooga	1	11	12	20
VMI	0	12	4	22

1981	Conference		Overall	
	W	L	W	L
Western Carolina*	12	4	25	14
East Tennessee State*	12	4	44	17
Marshall*	12	4	22	17
The Citadel	11	5	31	13
Appalachian State	8	8	35	17#
Davidson	7	9	18	26
Chattanooga	6	10	28	24
Furman	4	12	11	33
VMI	0	16	3	37

1982	Conference		Overall	
	W	L	W	L
The Citadel*	12	4	40	8
Western Carolina*	12	4	28	12
East Tennessee State	10	4	34	19
Appalachian State	8	8	30	21
Marshall	8	8	17	21
VMI	6	10	11	29
Furman	4	10	15	19#
Chattanooga	4	10	12	20
Davidson	2	12	13	26

1983	Conference		Overall	
	W	L	W	L
The Citadel*	12	2	34	10
East Tennessee State	9	3	20	18
Western Carolina	9	5	25	20
Appalachian State	7	7	33	14
Marshall	7	7	19	14
VMI	5	9	11	25
Davidson	3	11	11	24
Furman	2	10	4	22

1984	Conference		Overall	
North	W	L	W	L
Appalachian State*+	12	2	35	7
VMI	6	7	16	18
Marshall	5	8	11	16
East Tennessee State	3	9	9	19

South	W	L	W	L
Western Carolina*	13	3	37	20
The Citadel	12	5	26	21
Davidson	5	12	12	16#
Furman	4	14	16	19

1985	Conference		Overall	
North	W	L	W	L
Appalachian State*	14	3	35	13
Marshall	10	8	26	18#
VMI	8	10	16	24
East Tennessee State	3	14	10	31

South	W	L	W	L
Davidson*	11	5	24	19
Western Carolina+	11	6	37	35
The Citadel	8	10	29	20
Furman	4	13	16	29

1986	Conference		Overall	
North	W	L	W	L
Appalachian State*	15	2	40	13#
East Tennessee State	9	9	21	21
VMI	7	11	15	25
Marshall	4	13	15	18

South	W	L	W	L
Western Carolina*+	12	5	33	28
Davidson	10	8	21	20#
The Citadel	9	9	29	20
Furman	4	13	15	24

1987	Conference		Overall	
North	W	L	W	L
Appalachian State*	10	2	26	13
VMI	8	4	16	16#
Marshall	5	7	16	17
East Tennessee State	1	11	9	19#

South	W	L	W	L
Western Carolina*+	13	3	36	20
Davidson	10	7	25	17
The Citadel	6	12	19	31
Furman	5	12	11	26#

1988	Conference		Overall	
North	W	L	W	L
VMI*	11	7	20	20
Appalachian State	9	7	29	17
Marshall	7	9	23	17
East Tennessee State	7	11	16	35

South	W	L	W	L
Western Carolina*+	14	3	38	24
The Citadel	12	6	33	20
Davidson	7	11	28	26
Furman	2	15	8	29

1989	Conference		Overall	
	W	L	W	L
Western Carolina*+	10	5	23	31
Marshall	8	5	16	14
Appalachian State	9	7	29	13
VMI	8	7	16	23
The Citadel	8	9	30	20
Furman	5	10	13	21
East Tennessee State	5	10	10	21

1990	Conference		Overall	
	W	L	W	L
The Citadel*+	13	1	46	14
Western Carolina	10	7	37	25
Marshall	10	7	20	19
VMI	6	8	12	26
Appalachian State	6	9	19	22#
Furman	6	11	20	24
East Tennessee State	4	12	10	31

1991	Conference		Overall	
	W	L	W	L
The Citadel*	16	2	34	19#
Western Carolina	11	3	36	26
Marshall	9	7	16	26
Furman+	6	5	26	26
Appalachian State	5	8	28	21
East Tennessee State	5	13	23	29
VMI	1	15	2	35#

# YEARLY STANDINGS

PREPARING STUDENT-ATHLETES FOR LIFE'S CHALLENGES SINCE 1921



1992	Conference		Overall	
	W	L	W	L
Western Carolina*+	17	4	44	21#
Georgia Southern	15	6	31	27
East Tennessee State	11	8	31	20
The Citadel	10	9	35	20
Furman	11	10	21	31
Appalachian State	6	14	17	34
Marshall	5	13	15	26
VMI	4	15	11	39

1993	Conference		Overall	
	W	L	W	L
Georgia Southern*	18	5	38	21
Western Carolina+	15	6	34	28
The Citadel	13	9	32	25
East Tennessee State	11	8	21	17
Davidson	11	9	20	28
Appalachian State	8	12	15	27
Marshall	9	14	13	27
VMI	5	15	20	29
Furman	4	16	17	22

1994	Conference		Overall	
	W	L	W	L
Western Carolina*	19	4	45	18
Georgia Southern	15	7	31	25
Marshall	12	9	23	20
East Tennessee State	12	11	19	21
The Citadel+	11	13	32	34
Appalachian State	10	13	22	26
VMI	10	13	21	29
Davidson	10	14	20	31
Furman	4	19	9	35

1995	Conference		Overall	
	W	L	W	L
The Citadel*+	19	5	39	19
Georgia Southern	14	10	35	24
Western Carolina	13	11	32	24
Davidson	12	12	19	32
East Tennessee State	11	12	25	27
Appalachian State	10	13	17	30
VMI	10	14	19	28
Marshall	9	15	12	38
Furman	9	15	16	32

1996	Conference		Overall	
	W	L	W	L
Georgia Southern*+	17	3	46	14
Western Carolina	17	7	32	24#
Furman	15	9	26	29
The Citadel	13	10	33	26
Appalachian State	12	10	27	19
East Tennessee State	11	12	26	24
VMI	7	16	17	29
Davidson	6	18	16	33
Marshall	4	17	7	35#

1997	Conference		Overall	
	W	L	W	L
Western Carolina*+	18	6	42	20
Georgia Southern*	18	6	34	26
The Citadel	16	7	37	21
Furman	13	11	29	23#
East Tennessee State	11	11	21	24
Davidson	8	15	18	34
Appalachian State	8	16	16	32
VMI	6	13	13	35
Marshall	4	17	7	39

1998	Conference		Overall	
	W	L	W	L
UNCG*	22	5	40	18
The Citadel+	21	5	37	24
Western Carolina	20	6	45	15
Furman	12	12	21	27#
Wofford	10	12	15	32
Georgia Southern	9	15	22	30
Davidson	8	16	13	38
East Tennessee State	8	18	18	31
VMI	7	17	14	35
Appalachian State	6	17	13	28

1999	Conference		Overall	
	W	L	W	L
The Citadel*+	24	5	41	20
College of Charleston	19	10	31	24
Western Carolina	18	10	36	22#
East Tennessee State	18	11	29	25
UNCG	16	12	29	26
Georgia Southern	13	15	29	29
VMI	13	16	22	27
Furman	13	17	22	35
Appalachian State	10	20	14	38
Davidson	9	21	11	37#
Wofford	7	23	14	36

2000	Conference		Overall	
	W	L	W	L
Georgia Southern*+	23	7	28	23
The Citadel*	23	7	39	20
UNCG	20	9	34	24
Furman	15	13	27	31#
East Tennessee	15	15	21	31
College of Charleston	14	15	28	28#
Davidson	14	15	26	28
Appalachian State	11	17	17	38#
VMI	11	19	19	30
Western Carolina	8	22	15	38
Wofford	7	22	16	38

2001	Conference		Overall	
	W	L	W	L
Georgia Southern*	21	9	42	20
The Citadel+	20	10	38	24
Furman	18	11	30	25
Western Carolina	18	11	30	26
UNCG	17	12	31	28
Appalachian State	12	14	21	32
East Tennessee State	13	17	23	32
College of Charleston	10	16	24	28
Wofford	9	17	17	31
Davidson	10	20	19	32
VMI	8	19	15	32

2002	Conference		Overall	
	W	L	W	L
The Citadel*	22	8	31	26
Western Carolina	20	10	33	23
College of Charleston	19	11	36	22
Georgia Southern+	18	11	39	25
UNCG	17	11	33	22
Furman	14	16	26	34
Wofford	14	16	26	31
East Tennessee State	13	16	21	36
Davidson	13	16	21	29
Appalachian State	10	19	16	34
VMI	1	27	10	41

2003	Conference		Overall	
	W	L	W	L
Western Carolina*+	22	8	43	21
Georgia Southern	19	10	39	21
The Citadel	19	11	32	25
UNCG	17	13	39	21
Furman	17	13	32	24
College of Charleston	17	13	31	27
VMI	16	14	24	28
Davidson	12	17	18	27
East Tennessee State	9	20	15	36
Appalachian State	8	22	14	36
Wofford	7	22	9	40

2004	Conference		Overall	
	W	L	W	L
College of Charleston*	25	5	47	16
Georgia Southern	21	9	34	25
The Citadel+	21	9	39	28
Elon	17	13	31	28
UNCG#	16	14	33	21
East Tennessee State	15	15	28	30
Davidson	13	17	20	33
Western Carolina	12	18	28	31
Furman	11	19	21	33
Wofford	8	22	17	30
Appalachian State	6	24	10	43

2005	Conference		Overall	
	W	L	W	L
College of Charleston*	27	3	48	15
Georgia Southern	18	11	38	22
Western Carolina	18	12	33	23
Elon	18	12	32	25
UNCG	17	13	31	22
The Citadel	14	16	25	34
East Tennessee State	13	16	31	22
Furman+	13	16	30	29

Davidson	13	17	26	24
Wofford	7	23	17	37
Appalachian State	5	24	10	42

2006	Conference		Overall	
	W	L	W	L
Elon*	21	6	45	18
College of Charleston+	20	7	46	17
Furman	16	11	32	23
Georgia Southern	16	11	31	27
The Citadel	15	12	34	27
Western Carolina	14	13	33	27
UNCG	13	14	26	33
Appalachian State	9	18	24	31
Davidson	6	21	18	33
Wofford	5	22	20	37

2007	Conference		Overall	
	W	L	W	L
Western Carolina*	20	7	42	20
College of Charleston*	20	7	39	19
Elon	15	12	32	29
Appalachian State	14	13	33	26
UNCG	14	13	30	30
Georgia Southern	13	14	34	28
The Citadel	12	15	34	27
Furman	11	16	19	36
Wofford+	8	19	20	33
Davidson	8	19	19	34

2008	Conference		Overall	
	W	L	W	L
Elon*+	19	8	44	18
College of Charleston	18	9	39	20
Furman	17	10	33	24
Georgia Southern	16	11	33	25
UNCG	15	12	33	27
Appalachian State	14	13	32	27
Western Carolina	14	13	29	28
The Citadel	12	15	28	28
Wofford	6	21	24	35
Davidson	4	23	12	38

2009	Conference		Overall	
	W	L	W	L
Elon*	23	4	41	18
Georgia Southern +	20	8	42	17
The Citadel	20	10	37	22
Western Carolina	19	10	35	22
College of Charleston	17	13	35	22
Appalachian State	15	13	33	21
Davidson	11	16	18	31
Furman	10	20	24	31
Samford	9	21	17	35
UNCG	7	21	20	29
Wofford	7	22	17	32

2010	Conference		Overall	
	W	L	W	L
The Citadel *+	24	6	43	22
College of Charleston	22	8	44	19
Elon	19	11	38	24
Georgia Southern	19	11	34	24
Samford	17	12	31	25
Western Carolina	16	13#	37	21#
Appalachian State	14	14#	38	18#
Furman	11	19	19	37
Wofford	9	21	17	38
UNCG	7	23	20	33
Davidson	5	25	19	32

2011	Conference		Overall	
	W	L	W	L
Elon *	23	7	36	21
UNCG	22	8	34	20
College of Charleston	18	12	39	22
Samford	18	12	37	23
Georgia Southern +	18	12	36	26
Appalachian State	15	15	33	27
Furman	13	16	24	33
Western Carolina	12	18	23	31#
Wofford	9	21	22	33
Davidson	8	21	18	30
The Citadel	8	22	20	36

\* - Conference champion  
+ - Tournament champion  
# - Includes tie game



### TOURNAMENT RESULTS

Year	Champion (seed)	Games	Attendance	Average	Site
1984	Appalachian State (1N)	5			Cullowhee, N.C.
1985	Western Carolina (2S)	7			Boone, N.C.
1986	Western Carolina (1S)	6			Cullowhee, N.C.
1987	Western Carolina (1S)	6			Asheville, N.C.
1988	Western Carolina (1S)	6			Asheville, N.C.
1989	Western Carolina (1)	7			Asheville, N.C.
1990	The Citadel (1)	13			Charleston, S.C.
1991	Furman (4)	13			Charleston, S.C.
1992	Western Carolina (1)	15			Charleston, S.C.
1993	Western Carolina (2)	15			Charleston, S.C.
1994	The Citadel (5)	14			Charleston, S.C.
1995	The Citadel (1)	14			Charleston, S.C.
1996	Georgia Southern (1)	14			Charleston, S.C.
1997	Western Carolina (1)	14	15,295	1,093	Charleston, S.C.
1998	The Citadel (2)	14	22,644	1,617	Charleston, S.C.
1999	The Citadel (1)	14	26,187	1,871	Charleston, S.C.
2000	Georgia Southern (1)	14	26,300	1,879	Charleston, S.C.
2001	The Citadel (2)	14	27,788	1,985	Charleston, S.C.
2002	Georgia Southern (4)	15	22,696	1,513	Charleston, S.C.
2003	Western Carolina (1)	15	20,212	1,347	Charleston, S.C.
2004	The Citadel (3)	15	35,150	2,343	Charleston, S.C.
2005	Furman (8)	14	26,707	1,908	Charleston, S.C.
2006	College of Charleston (2)	16	28,206	1,763	Charleston, S.C.
2007	Wofford (9)	15	30,834	2,056	Charleston, S.C.
2008	Elon (1)	15	15,144	1,010	Charleston, S.C.
2009	Georgia Southern (2)	14	17,820	1,273	Greenville, S.C.
2010	The Citadel (1)	14	21,511	1,537	Charleston, S.C.
2011	Georgia Southern (4)	14	11,860	847	Charleston, S.C.

### TOURNAMENT COMPOSITE RECORDS

Team	Won	Lost	Pct.
Appalachian State	28	41	.406
The Citadel	64	30	.681
College of Charleston	26	23	.531
Davidson	6	29	.171
Elon	17	14	.548
Furman	32	33	.492
Georgia Southern	49	32	.605
UNCG	19	24	.442
Samford	4	3	.571
Western Carolina	66	40	.623
Wofford	7	6	.538

### TOP 10 SINGLE GAME ATTENDANCE FIGURES

- 5,419, The Citadel vs. College of Charleston, 2003
- 4,960, The Citadel vs. Western Carolina, 1999
- 4,895, The Citadel vs. Western Carolina, 2010
- 4,892, The Citadel vs. College of Charleston, 1999
- 4,625, The Citadel vs. Western Carolina, 2004
- 4,567, The Citadel vs. UNC Greensboro, 2001
- 4,462, The Citadel vs. College of Charleston, 2006
- 4,449, The Citadel vs. Georgia Southern, 2001
- 4,312, The Citadel vs. Georgia Southern, 2000
- 4,127, The Citadel vs. College of Charleston, 2000

#### 1984

(at Cullowhee, N.C.)

Champion: Appalachian State  
Appalachian State 4, The Citadel 1  
Western Carolina 10, VMI 7  
Appalachian State 9, Western Carolina 5  
The Citadel 8, Western Carolina 0  
Appalachian State 6, The Citadel 1

#### 1985

(at Boone, N.C.)

Champion: Western Carolina  
Marshall 9, Davidson 1  
Western Carolina 3, Appalachian State 2  
Davidson 8, Appalachian State 5  
Marshall 5, Western Carolina 2  
Western Carolina 13, Davidson 2  
Western Carolina 12, Marshall 6  
Western Carolina 13, Marshall 12

#### 1986

(at Cullowhee, N.C.)

Champion: Western Carolina  
Appalachian State 5, Davidson 4  
Western Carolina 11, East Tennessee State 2  
East Tennessee State 7, Davidson 5  
Western Carolina 18, Appalachian State 17  
Appalachian State 16, East Tennessee State 14  
Western Carolina 11, Appalachian State 8

#### 1987

(at Asheville, N.C.)

Champion: Western Carolina  
Western Carolina 16, VMI 4  
Appalachian State 8, Davidson 5  
VMI 15, Davidson 7  
Western Carolina 8, Appalachian State 7  
VMI 10, Appalachian State 9 (10 inn.)  
Western Carolina 9, VMI 4

#### 1988

(at Asheville, N.C.)

Champion: Western Carolina  
The Citadel 9, VMI 8  
Western Carolina 18, Appalachian State 8  
Appalachian State 11, VMI 4  
Western Carolina 6, The Citadel 4  
The Citadel 16, Appalachian State 9  
Western Carolina 22, The Citadel 6

#### 1989

(at Asheville, N.C.)

Champion: Western Carolina\*  
Marshall 12, East Tennessee State 4  
Appalachian State 8, Furman 2  
The Citadel 17, VMI 11  
Furman 7, VMI 5  
Appalachian State 13, Marshall 9  
\*Western Carolina 7, Appalachian State 2  
\*Western Carolina 4, Marshall 2  
\*Heavy rains forced the cancellation of games five through eight of the tournament. A playoff was held at Montreat, N.C., between Appalachian State, Marshall and Western Carolina to determine the league's automatic qualifier in the NCAA tournament.

#### 1990

(at Charleston, S.C.)

Champion: The Citadel  
Western Carolina 6, East Tennessee State 1  
Marshall 5, Furman 2  
Appalachian State 9, VMI 2  
Furman 10, VMI 9 (10 inn.)  
Marshall 3, Western Carolina 1  
The Citadel 7, Appalachian State 2  
East Tennessee State 5, Furman 2  
Western Carolina 5, Appalachian State 4  
The Citadel 9, Marshall 2  
Western Carolina 11, Marshall 3  
The Citadel 6, East Tennessee State 0  
Western Carolina 5, Appalachian State 4  
The Citadel 9, Western Carolina 5

#### 1991

(at Charleston, S.C.)

Champion: Furman  
Western Carolina 18, VMI 2  
East Tennessee State 14, Marshall 4  
Appalachian State 4, Furman 2  
Furman 10, Marshall 4  
East Tennessee State 7, Western Carolina 4  
Appalachian State 2, The Citadel 0  
Furman 8, VMI 3  
Western Carolina 7, The Citadel 3  
Appalachian State 7, East Tennessee State 1  
Western Carolina 9, East Tennessee State 4  
Furman 7, Appalachian State 6 (10 inn.)  
Western Carolina 4, Appalachian State 0  
Furman 11, Western Carolina 9

#### 1992

(at Charleston, S.C.)

Champion: Western Carolina  
Western Carolina 3, VMI 2  
The Citadel 6, Furman 4 (12 inn.)  
Georgia Southern 4, Marshall 3  
East Tennessee State 1, Appalachian State 0  
VMI 5, Furman 3  
Appalachian State 8, Marshall 7  
Western Carolina 2, The Citadel 1  
Georgia Southern 7, East Tennessee State 4  
The Citadel 12, Appalachian State 3  
East Tennessee State 20, VMI 3  
Western Carolina 17, Georgia Southern 10  
The Citadel 9, East Tennessee State 4  
Georgia Southern 9, The Citadel 0  
Georgia Southern 14, Western Carolina 12  
Western Carolina 4, Georgia Southern 3

## 1993

### (at Charleston, S.C.)

Champion: Western Carolina  
 VMI 8, Georgia Southern 1  
 Davidson 12, East Tennessee State 5  
 Western Carolina 7, Marshall 6  
 The Citadel 7, Appalachian State 1  
 Georgia Southern 10, East Tennessee State 3  
 Marshall 4, Appalachian State 2  
 VMI 15, Davidson 5  
 Western Carolina 6, The Citadel 3  
 Davidson 10, Marshall 1  
 Georgia Southern 9, The Citadel 6  
 VMI 8, Western Carolina 4  
 Georgia Southern 12, Davidson 5  
 Western Carolina 6, Georgia Southern 5  
 Western Carolina 12, VMI 5  
 Western Carolina 5, VMI 1

## 1994

### (at Charleston, S.C.)

Champion: The Citadel  
 Davidson 2, Western Carolina 1  
 Marshall 7, Appalachian State 3  
 VMI 6, Georgia Southern 4  
 The Citadel 8, East Tennessee State 3  
 Western Carolina 4, East Tennessee State 0  
 Georgia Southern 6, Appalachian State 1  
 The Citadel 10, Davidson 4  
 VMI 6, Marshall 4  
 Davidson 5, Georgia Southern 2  
 Western Carolina 8, Marshall 2  
 The Citadel 4, VMI 3  
 Western Carolina 13, Davidson 1  
 Western Carolina 7, VMI 1  
 The Citadel 4, Western Carolina 2

## 1995

### (at Charleston, S.C.)

Champion: The Citadel  
 Western Carolina 9, Appalachian State 5  
 Georgia Southern 4, VMI 3  
 East Tennessee State 6, Davidson 2  
 The Citadel 5, Marshall 1  
 VMI 13, Appalachian State 4  
 Marshall 8, Davidson 5  
 Georgia Southern 10, Western Carolina 4  
 The Citadel 10, East Tennessee State 2  
 Western Carolina 10, Marshall 3  
 East Tennessee State 8, VMI 4  
 The Citadel 10, Georgia Southern 4  
 East Tennessee State 6, Western Carolina 1  
 Georgia Southern 9, East Tennessee State 6  
 The Citadel 8, Georgia Southern 3

## 1996

### (at Charleston, S.C.)

Champion: Georgia Southern  
 East Tennessee State 10, Furman 7  
 VMI 7, Western Carolina 3  
 Georgia Southern 8, Davidson 2  
 The Citadel 6, Appalachian State 2  
 Furman 7, Western Carolina 4  
 Appalachian State 5, Davidson 2  
 VMI 4, East Tennessee State 2  
 Georgia Southern 4, The Citadel 3  
 East Tennessee State 5, Appalachian State 2  
 The Citadel 17, Furman 3  
 Georgia Southern 11, VMI 2  
 The Citadel 11, East Tennessee State 0  
 The Citadel 8, VMI 5  
 Georgia Southern 7, The Citadel 1

## 1997

### (at Charleston, S.C.)

Champion: Western Carolina  
 Furman 6, East Tennessee State 2  
 Western Carolina 4, VMI 3  
 Georgia Southern 14, Appalachian State 5  
 The Citadel 18, Davidson 8  
 East Tennessee State 7, VMI 3 (10 inn.)  
 Appalachian State 7, Davidson 5  
 Western Carolina 7, Furman 1  
 The Citadel 14, Georgia Southern 5  
 Furman 13, Appalachian State 11 (10 inn.)  
 Georgia Southern 14, East Tennessee State 11  
 Western Carolina 10, The Citadel 3  
 Furman 12, Georgia Southern 10  
 Furman 4, The Citadel 2  
 Western Carolina 10, Furman 9 (10 inn.)

## 1998

### (at Charleston, S.C.)

Champion: The Citadel  
 Furman 11, Wofford 3  
 UNCG 10, East Tennessee State 3  
 Western Carolina 6, Georgia Southern 5  
 The Citadel 11, Davidson 2  
 Wofford 3, East Tennessee State 2  
 Georgia Southern 6, Davidson 3  
 UNCG 14, Furman 2  
 The Citadel 5, Western Carolina 0  
 Furman 6, Georgia Southern 5  
 Western Carolina 9, Wofford 4  
 The Citadel 9, UNCG 0  
 Western Carolina 2, Furman 1  
 UNCG 4, Western Carolina 2  
 The Citadel 12, UNCG 1

## 1999

### (at Charleston, S.C.)

Champion: The Citadel  
 Georgia Southern 8, Western Carolina 5  
 College of Charleston 15, VMI 4  
 East Tennessee State 11, UNCG 7  
 The Citadel 3, Furman 0  
 Western Carolina 8, VMI 4  
 Furman 3, UNCG 0  
 College of Charleston 4, Georgia Southern 2  
 The Citadel 13, East Tennessee State 5  
 Furman 10, Georgia Southern 2  
 Western Carolina 7, East Tennessee State 5  
 The Citadel 4, College of Charleston 3  
 Western Carolina 11, Furman 4  
 Western Carolina 3, College of Charleston 2  
 The Citadel 6, Western Carolina 3

## 2000

### (at Charleston, S.C.)

Champion: Georgia Southern  
 Furman 3, East Tennessee State 1  
 Georgia Southern 2, Appalachian State 1 (13 inn.)  
 College of Charleston 7, UNCG 3  
 The Citadel 6, Davidson 2  
 Appalachian State 6, East Tennessee State 3 (15 inn.)  
 UNCG 3, Davidson 2  
 Georgia Southern 5, Furman 3  
 The Citadel 6, College of Charleston 3  
 Furman 7, UNCG 3  
 College of Charleston 9, Appalachian State 2  
 Georgia Southern 5, The Citadel 3 (10 inn.)  
 Furman 15, College of Charleston 3  
 Furman 11, The Citadel 1  
 Georgia Southern 3, Furman 0

## 2001

### (at Charleston, S.C.)

Champion: The Citadel  
 UNCG 7, Western Carolina 5  
 Georgia Southern 10, College of Charleston 2  
 Appalachian State 4, Furman 2 (10 inn.)  
 The Citadel 3, East Tennessee State 2  
 College of Charleston 9, Western Carolina 7  
 East Tennessee State 8, Furman 2  
 Georgia Southern 10, UNCG 7  
 The Citadel 5, Appalachian State 3  
 UNCG 9, East Tennessee State 6  
 Appalachian State 4, College of Charleston 3  
 The Citadel 3, Georgia Southern 2  
 UNCG 2, Appalachian State 1  
 UNCG 4, Georgia Southern 0  
 The Citadel 4, UNCG 3

## 2002

### (at Charleston, S.C.)

Champion: Georgia Southern  
 College of Charleston 7, Furman 6  
 Western Carolina 9, Wofford 2  
 Georgia Southern 4, UNCG 2  
 The Citadel 7, East Tennessee State 5  
 Furman 7, Wofford 5  
 UNCG 3, East Tennessee State 0  
 College of Charleston 3, Western Carolina 0  
 Georgia Southern 4, The Citadel 2  
 UNCG 6, Western Carolina 4  
 Furman 6, The Citadel 0  
 Coll. of Charleston 9, Georgia Southern 4  
 Furman 9, UNCG 7  
 Georgia Southern 10, Furman 4  
 Georgia Southern 9, College of Charleston 6  
 Georgia Southern 8, College of Charleston 0

## 2003

### (at Charleston, S.C.)

Champion: Western Carolina  
 Furman 3, UNCG 2  
 Western Carolina 14, Davidson 0  
 Georgia Southern 6, VMI 4  
 Coll. of Charleston 8, The Citadel 2  
 UNCG 7, Davidson 3  
 VMI 2, The Citadel 1  
 Western Carolina 6, Furman 0  
 Georgia Southern 14, Coll. of Charleston 6  
 VMI 2, Furman 1  
 UNCG 4, College of Charleston 3  
 Western Carolina 1, Georgia Southern 0  
 UNCG 10, VMI 1  
 Georgia Southern 4, UNCG 1  
 Georgia Southern 8, Western Carolina 4  
 Western Carolina 6, Georgia Southern 5 (11 inn.)



### 2004 (at Charleston, S.C.)

Champion: The Citadel  
 Elon 12, UNCG 3  
 Western Carolina 4, College of Charleston 3  
 Davidson 5, Georgia Southern 2  
 The Citadel 6, East Tennessee State 2  
 College of Charleston 5, UNCG 4 (10 inn.)  
 Georgia Southern 12, East Tennessee St. 4  
 Western Carolina 7, Elon 6  
 The Citadel 10, Davidson 2  
 Elon 7, Georgia Southern 3  
 College of Charleston 3, Davidson 0  
 Western Carolina 5, The Citadel 2  
 College of Charleston 4, Elon 3  
 The Citadel 7, College of Charleston 2  
 The Citadel 9, Western Carolina 2  
 The Citadel 8, Western Carolina 1

### 2005 (at Charleston, S.C.)

Champion: Furman  
 Elon 12, UNCG 6  
 Furman 9, College of Charleston 7  
 Georgia Southern 7, East Tennessee 3  
 Western Carolina 6, The Citadel 1  
 College of Charleston 8, UNCG 2  
 The Citadel 10, East Tennessee 6  
 Furman 6, Elon 3  
 Georgia Southern 7, Western Carolina 2  
 The Citadel 8, Elon 7  
 College of Charleston 11, Western Carolina 4  
 Furman 4, Georgia Southern 1  
 College of Charleston 9, The Citadel 7  
 Georgia Southern 11, College of Charleston 5  
 Furman 5, Georgia Southern 4

### 2006 (at Charleston, S.C.)

Champion: College of Charleston  
 UNCG 6, Wofford 5  
 Appalachian State 5, Davidson 4  
 Western Carolina 14, Furman 1  
 College of Charleston 13, UNCG 5  
 Elon 4, Appalachian State 3  
 The Citadel 6, Georgia Southern 3  
 UNCG 5, Furman 4  
 Georgia Southern 5, Appalachian State 2  
 College of Charleston 1, Western Carolina 0  
 Elon 12, The Citadel 3  
 Western Carolina 13, Georgia Southern 3  
 The Citadel 10, UNCG 3  
 College of Charleston 12, Elon 1  
 The Citadel 4, Western Carolina 2  
 The Citadel 14, Elon 11  
 College of Charleston 5, The Citadel 4

### 2007 (at Charleston, S.C.)

Champion: Wofford  
 Wofford 5, Furman 3  
 The Citadel 7, Davidson 0  
 UNCG 9, Appalachian State 3  
 Wofford 19, College of Charleston 6  
 The Citadel 7, Western Carolina 2  
 Elon 14, Georgia Southern 7  
 The Citadel 6, Elon 5  
 Appalachian State 11, College of Charleston 10  
 Georgia Southern 6, Western Carolina 5  
 Wofford 12, UNCG 5  
 UNCG 8, Georgia Southern 6  
 Elon 9, Appalachian State 5  
 Wofford 6, The Citadel 2  
 Elon 11, UNCG 9 (10 inn.)  
 The Citadel 5, Elon 2  
 Wofford 4, The Citadel 2

### 2008 (at Charleston, S.C.)

Champion: Elon  
 Western Carolina 11, Davidson 10 (12 inn.)  
 Wofford 8, The Citadel 4  
 College of Charleston 5, Western Carolina 4  
 Furman 10, Appalachian State 8 (10 inn.)  
 Elon 21, Wofford 12  
 Georgia Southern 21, UNCG 9  
 Appalachian State 10, Western Carolina 5  
 UNCG 14, Wofford 5  
 College of Charleston 12, Furman 8  
 Elon 16, Georgia Southern 5  
 Furman 13, Appalachian State 12  
 UNCG 12, Georgia Southern 9  
 College of Charleston 12, Furman 11 (10 inn.)  
 Elon 12, UNCG 4  
 Elon 17, College of Charleston 8

### 2009 (at Greenville, S.C.)

Champion: Georgia Southern  
 Georgia Southern 4, Davidson 3 (11 inn.)  
 Appalachian State 4, The Citadel 1  
 Elon 10, Furman 8  
 Western Carolina 12, College of Charleston 4  
 The Citadel 9, Davidson 8  
 Furman 6, College of Charleston 5  
 Georgia Southern 6, Appalachian State 5  
 Elon 15, Western Carolina 7  
 The Citadel 5, Appalachian State 3  
 Furman 7, Western Carolina 6  
 The Citadel 5, Elon 1  
 Georgia Southern 16, Furman 4  
 Elon 8, The Citadel 7  
 Georgia Southern 7, Elon 3

### 2010 (at Charleston, S.C.)

Champion: The Citadel  
 College of Charleston 12, Appalachian State 11 (11 inn.)  
 Western Carolina 11, Georgia Southern 4  
 The Citadel 9, Furman 5  
 Elon 1, Samford 0  
 Appalachian State 6, Georgia Southern 2  
 Samford 13, Furman 10  
 The Citadel 6, Elon 3 (10 inn.)  
 Western Carolina 7, College of Charleston 6 (12 inn.)  
 Appalachian State 10, College of Charleston 6  
 Elon 7, Samford 4  
 Appalachian State 3, Western Carolina 2  
 The Citadel 6, Elon 5 (10 inn.)  
 Western Carolina 7, Appalachian State 6  
 The Citadel 10, Western Carolina 3

### 2011 (at Charleston, S.C.)

Champion: Georgia Southern  
 Furman 12, UNCG 6  
 Samford 5, Appalachian State 3  
 Western Carolina 10, Elon 7 (20 inn.)  
 Georgia Southern 4, College of Charleston 2  
 Appalachian State 6, UNCG 4  
 College of Charleston 4, Elon 3  
 Samford 7, Furman 1  
 Georgia Southern 12, Western Carolina 1  
 Appalachian State 5, Furman 0  
 College of Charleston 4, Western Carolina 2  
 Samford 2, Appalachian State 1  
 College of Charleston 9, Georgia Southern 1  
 Georgia Southern 7, College of Charleston 6  
 Georgia Southern 1, Samford 0



*Western Carolina first baseman Tyler White was 6-for-7 and recorded 26 putouts during the Catamounts' historic 20-inning, 10-7 win over Elon in the 2011 SoCon Tournament.*

### 1947: (1 Team, 3-2)

#### District Playoff

Alabama 8, CLEMSON 2  
CLEMSON 8, Auburn 3  
CLEMSON 1, Alabama 0  
CLEMSON 4, Alabama 1

#### Eastern Playoff

Yale 7, CLEMSON 3

### 1948: (1 Team, 1-2)

#### Eastern Playoff

Yale 6, NORTH CAROLINA 1  
NORTH CAROLINA 7, Illinois 3  
Lafayette 5, NORTH CAROLINA 2

### 1949: (1 Team, 4-2)

#### Region B Playoff

WAKE FOREST 10, Notre Dame 7  
WAKE FOREST 4, Notre Dame 2

#### College World Series First Round

WAKE FOREST 2, Southern California 1

#### Second Round

Texas 8, WAKE FOREST 1

#### Third Round

WAKE FOREST 2, Southern California 1

#### College World Series Championship

Texas 10, WAKE FOREST 3

### 1950: (1 Team, 0-2)

#### District Playoff

Alabama 6, CLEMSON 1  
Kentucky 4, CLEMSON 2

### 1952: (1 Team, 1-2)

#### College World Series First Round

DUKE 18, Oregon State 7

#### Second Round

Penn State 12, DUKE 7

#### Third Round

Western Michigan 5, DUKE 1

### 1953: (1 Team, 1-2)

#### College World Series First Round

Texas 2, DUKE 1

#### Second Round

DUKE 3, Northern Colorado 2

#### Third Round

Boston College 7, DUKE 6 (11 innings)

### 1954: (1 Team, 2-2)

#### District 3 Playoff

VIRGINIA TECH 11, Clemson 10  
Rollins 3, VIRGINIA TECH 0  
VIRGINIA TECH 7, Clemson 1  
Rollins 9, VIRGINIA TECH 3

### 1955: (1 Team, 1-2)

#### District 3 Playoff

Wake Forest 5, WEST VIRGINIA 1  
WEST VIRGINIA 9, Wake Forest 7  
Wake Forest 6, WEST VIRGINIA 5

### 1957: (1 Team, 0-2)

#### District 3 Playoff, Gastonia, N.C.

Duke 9, GEORGE WASHINGTON 1  
Ga. Southern 5, GEORGE WASHINGTON 3

### 1958: (1 Team, 0-2)

#### District 3 Playoff

Clemson 4, GEORGE WASHINGTON 2  
Florida State 3, GEORGE WASHINGTON 1

### 1959: (1 Team, 0-2)

#### District 3 Playoff

Florida State 3, GEORGE WASHINGTON 2  
Ga. Tech 7, GEORGE WASHINGTON 2

### 1960: (1 Team, 1-2)

#### District 3 Playoff

THE CITADEL 4, Florida 2  
North Carolina 13, THE CITADEL 1  
Florida 4, THE CITADEL 1

### 1961: (1 Team, 1-2)

#### District 3 Playoff

Florida State 3, WEST VIRGINIA 1  
WEST VIRGINIA 4, Florida State 3  
Duke 7, WEST VIRGINIA 3

### 1962: (1 Team, 0-2)

#### District 3 Playoff

Wake Forest 8, WEST VIRGINIA 3  
Florida State 6, WEST VIRGINIA 5

### 1963: (1 Team, 1-2)

#### District 3 Playoff

Wake Forest 4, WEST VIRGINIA 3  
WEST VIRGINIA 2, Auburn 1  
Wake Forest 12, WEST VIRGINIA 8

### 1964: (1 Team, 0-2)

#### District 3 Playoff

Mississippi 11, WEST VIRGINIA 0  
East Carolina 6, WEST VIRGINIA 5

### 1965: (1 Team, 2-2)

#### District 3 Playoff

FURMAN 5, Maryland 4  
FURMAN 5, Mississippi State 2  
Florida State 2, FURMAN 1  
Florida State 7, FURMAN 5

### 1966: (1 Team, 0-2)

#### District 3 Playoff

North Carolina 7, EAST CAROLINA 1  
Florida State 6, EAST CAROLINA 3

### 1967: (1 Team, 0-2)

#### District 3 Playoff

Auburn 8, WEST VIRGINIA 3  
Clemson 5, WEST VIRGINIA 0

### 1968: (1 Team, 1-2)

#### District 3 Playoff

EAST CAROLINA 2, Florida State 1  
North Carolina State 7, EAST CAROLINA 5  
Florida State 3, EAST CAROLINA 2

### 1969: (1 Team, 0-2)

#### District 3 Playoff

North Carolina 3, FURMAN 0  
Virginia Tech 6, FURMAN 3

### 1970: (1 Team, 0-2)

#### District 3 Playoff

Florida State 2, EAST CAROLINA 0  
Mississippi State 12, EAST CAROLINA 6

### 1972: (1 Team, 0-2)

#### District 3 Playoff

Virginia 18, RICHMOND 2  
Florida State 10, RICHMOND 5

### 1973: (1 Team, 2-2)

#### District 3 Playoff, Starkville, Miss.

North Carolina St. 5, APPALACHIAN STATE 1  
APPALACHIAN STATE 2, South Alabama 1  
APPALACHIAN STATE 4, North Carolina St. 3  
Miami (Fla.) 13, APPALACHIAN STATE 5

### 1974: (1 Team, 0-2)

#### District 3 Playoff, Starkville, Miss.

Vanderbilt 2, EAST CAROLINA 1  
South Carolina 5, EAST CAROLINA 1

### 1975: (1 Team, 0-2)

#### Atlantic Regional

South Carolina 11, THE CITADEL 3  
North Carolina State 16, THE CITADEL 3

### 1976: (1 Team, 2-2)

#### Atlantic Regional

Clemson 13, FURMAN 2  
FURMAN 5, Virginia Tech 4  
FURMAN 12, South Carolina 1  
Clemson 6, FURMAN 2

### 1977: (1 Team, 0-2)

#### Atlantic Regional

Wake Forest 6, EAST CAROLINA 3  
South Carolina 4, EAST CAROLINA 1

### 1978: (1 Team, 2-2)

#### Atlantic Regional

MARSHALL 4, Florida State 0  
MARSHALL 9, Clemson 3  
Miami (Fla.) 6, MARSHALL 0  
Miami (Fla.) 5, MARSHALL 1

### 1979: (1 Team, 0-2)

#### Atlantic Regional, Coral Gables, Fla.

Miami (Fla.) 3, THE CITADEL 1  
Georgia Southern 5, THE CITADEL 3

### 1980: (1 Team, 1-2)

#### Atlantic Regional, Clemson, S.C.

Clemson 22, EAST TENNESSEE STATE 4  
EAST TENNESSEE STATE 3, Georgia Southern 1  
South Carolina 8, EAST TENNESSEE STATE 5

### 1981: (1 Team, 2-2)

#### Atlantic Regional

Mississippi State 7, EAST TENNESSEE STATE 6  
EAST TENNESSEE STATE 2, Clemson 1  
EAST TENNESSEE STATE 5, Wichita State 4  
Mississippi State 6, EAST TENNESSEE STATE 5

### 1982: (1 Team, 2-2)

#### East Regional, Columbia, S.C.

THE CITADEL 9, North Carolina 4  
South Carolina 6, THE CITADEL 4  
THE CITADEL 15, Old Dominion 1  
South Carolina 11, THE CITADEL 2

### 1983: (1 Team, 2-2)

#### East Regional, Chapel Hill, N.C.

THE CITADEL 14, Delaware 5  
THE CITADEL 5, North Carolina 3  
James Madison 5, THE CITADEL 2  
Delaware 7, THE CITADEL 1



The Citadel's 1990 squad made a memorable run to the College World Series in Omaha, Neb.



**1984: (1 Team, 0-2)**

**South II Regional, Starkville, Miss.**

New Orleans 1, APPALACHIAN STATE 0  
Eastern Kentucky 10, APPALACHIAN STATE 9

**1985: (1 Team, 2-2)**

**East Regional, Columbia, S.C.**

WESTERN CAROLINA 5, Old Dominion 3  
LaSalle 13, WESTERN CAROLINA 12  
WESTERN CAROLINA 9, St. John's 6  
South Carolina 14, WESTERN CAROLINA 3

**1986: (2 Teams, 0-4)**

**Atlantic Regional, Coral Gables, Fla.**

Miami (Fla.) 10, WESTERN CAROLINA 8  
Georgia Tech 8, WESTERN CAROLINA 7

**Midwest Regional, Stillwater, Okla.**

Stanford 11, APPALACHIAN STATE 1  
Oklahoma State 23, APPALACHIAN STATE 2

**1987: (1 Team, 2-2)**

**Midwest Regional, Starkville, Miss.**

Oklahoma State 6, WESTERN CAROLINA 0  
WESTERN CAROLINA 8, Mississippi State 1  
WESTERN CAROLINA 8, Purdue 7  
Oklahoma State 9, WESTERN CAROLINA 6

**1988: (1 Team, 0-2)**

**South Regional, Starkville, Miss.**

Mississippi State 7, WESTERN CAROLINA 4  
Texas A&M 8, WESTERN CAROLINA 6

**1989: (1 Team, 0-2)**

**South Regional, Starkville, Miss.**

Mississippi State 8, WESTERN CAROLINA 0  
Indiana State 10, WESTERN CAROLINA 3

**1990: (1 Team, 5-2)**

**Atlantic Regional**

THE CITADEL 11, North Carolina State 3  
THE CITADEL 8, East Carolina 5  
THE CITADEL 6, Miami (Fla.) 2  
THE CITADEL 4, Miami (Fla.) 1

**College World Series**

LSU 8, THE CITADEL 2  
THE CITADEL 8, Cal-State Fullerton 7 (12 inn.)  
LSU 6, THE CITADEL 1

**1991: (1 Team, 1-2)**

**East Regional**

Florida 2, FURMAN 0  
FURMAN 7, Ohio 2  
Missouri 8, FURMAN 4

**1992: (1 Team, 3-2)**

**South II Regional, Tallahassee, Fla.**

WESTERN CAROLINA 1, Florida State 0  
WESTERN CAROLINA 14, Kent State 1  
WESTERN CAROLINA 5, Stanford 0  
Florida State 4, WESTERN CAROLINA 3  
Florida State 18, WESTERN CAROLINA 3

**1993: (1 Team, 1-2)**

**South Regional, Baton Rouge, La.**

Louisiana State 7, WESTERN CAROLINA 2  
WESTERN CAROLINA 10, Miami (Fla.) 5  
Kent State 8, WESTERN CAROLINA 5

**1994: (2 Teams, 1-4)**

**East Regional, Clemson, S.C.**

Notre Dame 5, THE CITADEL 1  
THE CITADEL 4, Virginia Tech 3  
Clemson 5, THE CITADEL 1

**Midwest Regional, Knoxville, Tenn.**

Tennessee 6, WESTERN CAROLINA 4  
Arizona State 8, WESTERN CAROLINA 6

**1995: (1 Team, 0-2)**

**Midwest Regional, Knoxville, Tenn.**

Tennessee 5, THE CITADEL 2  
Pittsburgh 12, THE CITADEL 10

**1996: (1 Team, 1-2)**

**Atlantic Regional, Clemson, S.C.**

GEORGIA SOUTHERN 6, Old Dominion 0  
West Virginia 9, GEORGIA SOUTHERN 4  
Tennessee 6, GEORGIA SOUTHERN 1

**1997: (1 Team, 1-2)**

**East Regional, Tallahassee, Fla.**

Auburn 11, WESTERN CAROLINA 3  
WESTERN CAROLINA 8, Marist 3  
South Florida 9, WESTERN CAROLINA 4

**1998: (1 Team, 1-2)**

**East Regional, Clemson, S.C.**

at #2 Clemson 12, #5 THE CITADEL 3  
#5 THE CITADEL 5, #6 Fordham 1  
#3 VCU 3, #5 THE CITADEL 2 (11 inn)

**1999: (1 Team, 0-2)**

**Regional, Tallahassee, Fla.**

at #1 Florida State 24, #4 THE CITADEL 6  
#2 Providence 12, THE CITADEL 1

**2000: (1 team, 0-2)**

**Regional, Atlanta, Ga.**

at Georgia Tech 11, GEORGIA SOUTHERN 9  
Auburn 11, GEORGIA SOUTHERN 5

**2001: (2 teams, 1-4)**

**Regional, Columbia, S.C.**

at South Carolina 16, THE CITADEL 0  
Princeton 11, THE CITADEL 6

**Regional, Athens, Ga.**

GEORGIA SOUTHERN 4, at Georgia 3  
Coastal Carolina 15, GEORGIA SOUTHERN 3  
at Georgia 10, GEORGIA SOUTHERN 2

**2002: (1 team, 1-2)**

**Regional, Clemson, S.C.**

at Clemson 15, GEORGIA SOUTHERN 1  
GEORGIA SOUTHERN 6, Elon 2  
East Carolina 7, GEORGIA SOUTHERN 3

**2003: (1 team, 2-2)**

**Regional, Wilson, N.C.**

VCU 6, WESTERN CAROLINA 0  
WESTERN CAROLINA 9, Lemoyne 5  
WESTERN CAROLINA 2, VCU 0  
North Carolina St. 6, WESTERN CAROLINA 4 (14)

**2004: (2 teams, 3-4)**

**Regional, Columbia, S.C.**

South Carolina 12, THE CITADEL 4  
THE CITADEL 10, Coastal Carolina 1  
North Carolina 6, THE CITADEL 3

**Regional, Baton Rouge, La.**

Southern Miss. 6, COLLEGE OF CHARLESTON 5  
COLLEGE OF CHARLESTON 2, Army 1  
COLLEGE OF CHARLESTON 7, Southern Miss. 3  
LSU 11, COLLEGE OF CHARLESTON 3

**2005: (2 teams, 1-4)**

**Regional, Atlanta, Ga.**

Georgia Tech 5, FURMAN 4 (10)  
Michigan 6, FURMAN 3

**Regional, Clemson, S.C.**

COLLEGE OF CHARLESTON 5, Oral Roberts 2  
Clemson 6, COLLEGE OF CHARLESTON 0  
Oral Roberts 6, COLLEGE OF CHARLESTON 0

**2006: (2 teams, 4-4)**

**Regional, Lexington, Ky.**

COLL OF CHARLESTON 5, Notre Dame 4 (16)  
COLLEGE OF CHARLESTON 11, Ball State 0  
COLLEGE OF CHARLESTON 7, at Kentucky 4

**Regional, Clemson, S.C.**

ELON 5, Mississippi State 4  
Clemson 13, ELON 3  
Mississippi State 12, ELON 3

**Super Regional, Atlanta, Ga.**

at Georgia Tech 5, COLLEGE OF CHARLESTON 0  
at Georgia Tech 12, COLLEGE OF CHARLESTON 3

**2007: (2 teams, 2-4)**

**Regional, Chapel Hill, N.C.**

East Carolina 9, WESTERN CAROLINA 8  
WESTERN CAROLINA 7, Jacksonville 0  
WESTERN CAROLINA 9, East Carolina 5  
at North Carolina 6, WESTERN CAROLINA 5

**Regional, Columbia, S.C.**

at South Carolina 9, WOFFORD 1  
North Carolina State 10, WOFFORD 6



*Oliver Marmol (center) scored the winning run for the College of Charleston in a 5-4, 16-inning win over Notre Dame at the Lexington Regional in 2006.*

**2008: (1 team, 1-2)**

**Regional, Cary, N.C.**

UNC Wilmington 5, ELON 2  
ELON 6, Mount St. Mary's 3  
UNC Wilmington 15, ELON 11

**2009: (2 teams, 1-4)**

**Regional, Atlanta, Ga.**

Southern Miss 17, ELON 15  
ELON 4, Georgia State 3  
Georgia Tech 8, ELON 4

**Regional, Fullerton, Calif.**

Gonzaga 19, GEORGIA SOUTHERN 10  
Utah 11, GEORGIA SOUTHERN 10

**2010: (3 teams, 3-6)**

**Regional, Columbia, S.C.**

THE CITADEL 7, Virginia Tech 2  
South Carolina 9, THE CITADEL 4  
Virginia Tech 4, THE CITADEL 3

**Regional, Myrtle Beach, S.C.**

COLLEGE OF CHARLESTON 9, N.C. State 6  
COLLEGE OF CHARLESTON 16, Coastal Carolina 6  
Coastal Carolina 8, COLLEGE OF CHARLESTON 7  
Coastal Carolina 11, COLLEGE OF CHARLESTON 10 (10)

**Regional, Atlanta, Ga.**

Alabama 11, ELON 2  
Mercer 13, ELON 7

**2011: (1 team, 0-2)**

**Regional, Columbia, S.C.**

South Carolina 2, GEORGIA SOUTHERN 1  
North Carolina State 5, GEORGIA SOUTHERN 2

**OVERALL RECORD: 67-144 (.318)**

## 1989 Players

March 12 Andy Beasley, VMI  
March 19 Matt Raleigh, WCU  
March 26 Gettys Glaze, CIT  
April 2 Johnny McCraw, ASU  
April 9 Billy Swails, CIT  
April 16 Steve Hollins, ASU  
April 23 Jason Nixon, MAR

## 1989 Pitchers

March 12 Brad Riley, ASU  
March 19 Mike Clark, FUR  
March 26 Paul Menhart, WCU  
April 2 Matt Gore, CIT  
April 9 Pete Palmer, ASU  
April 16 Brad Stowell, CIT  
April 23 Jeff Stevens, WCU

## 1990 Players

March 11 Anthony Jenkins, CIT  
March 18 Grant Brittain, WCU  
March 25 Johnny McCraw, ASU  
April 1 Grant Brittain, WCU  
April 8 Grant Brittain, WCU  
April 15 Scott Waugh, ASU  
April 22 Kevin Bellomo, WCU

## 1990 Pitchers

March 11 Richard Shirer, CIT  
March 18 Tom Brodnax, FUR  
March 25 Richard Shirer, CIT  
April 1 Ken Britt, CIT  
April 8 Richard Shirer, CIT  
April 15 Jason Schafer, MAR  
April 22 Johnny Meadows, ASU

## 1991 Players

March 10 Chris Childers, MAR  
March 17 Kevin Bellomo, WCU  
March 24 Todd Raleigh, WCU  
March 31 Shane McComas, MAR  
April 7 Rod Walker, ETSU  
April 14 Johnny McCraw, ASU  
April 21 Jason Rhychlick, CIT

## 1991 Pitchers

March 10 Bill Craig, MAR  
March 17 Phillip Grundy, WCU  
March 24 Dallas Rhinehart, ETSU  
March 31 Brad Stowell, CIT  
April 7 Ken Britt, CIT  
April 14 Hank Kraft, CIT  
April 21 Chris Bellomy, MAR

## 1992 Players

March 9 Todd Greene, GSU  
March 16 Joey Cox, WCU  
March 23 Jermaine Shuler, CIT  
March 30 Rod Walker, ETSU  
April 6 Rodney Hennon, WCU  
April 13 Nathan Dunn, ETSU  
April 20 Rod Walker, ETSU

## 1992 Pitchers

March 9 Gettys Glaze, CIT  
March 16 Jim Carragher, GSU  
March 23 Matt Spade, MAR  
March 30 Hank Kraft, CIT  
April 6 Ken Britt, CIT  
April 13 Gettys Glaze, CIT  
April 20 Gettys Glaze, CIT

## 1993 Players

Feb. 28 Phillip Grundy, WCU  
March 7 Todd Greene, GSU  
March 14 Chris Lemonis, CIT  
March 21 Rodney Hennon, WCU  
March 28 Phillip Grundy, WCU  
April 3 Mike Tidick, WCU  
April 10 Kurt Henzler, MAR  
April 17 Clay Hall, DAV  
April 24 Tim Kerns, DAV

## 1993 Pitchers

Feb. 28 Ron Buffington, GSU  
March 7 Steve Basch, CIT  
March 14 Clint Fair, GSU  
March 21 Donald Morillo, CIT  
March 28 Paul Thornton, GSU  
April 3 Clint Fair, GSU  
April 10 Mac Chapman, DAV  
April 17 John Price, CIT  
April 24 Jim Carragher, GSU

## 1994 Players

Feb. 27 Louie Napoleon, VMI  
March 6 Russ Roper, FUR  
March 13 Mac Chapman, DAV  
March 20 Mac Chapman, DAV  
March 27 Roy Hurst, WCU  
April 3 Mike Hooks, ETSU  
April 10 Mike Tidick, WCU  
April 17 Matt Wilson, GSU  
April 24 Mike Hagy, MAR

## 1994 Pitchers

Feb. 27 Jason Beverlin, WCU  
March 6 Marc Phillips, VMI  
March 13 Rick Paugh, MAR  
March 20 Jason Beverlin, WCU  
March 27 Jay Adams, VMI  
April 3 Tim Roth, GSU  
April 10 Britt Reames, CIT  
April 17 Todd Anderson, ETSU  
April 24 Matt Spade, MAR

## 1995 Players

Feb. 26 Jody Henson, WCU  
March 5 Tyson Whitley, GSU  
March 12 Jason Andrews, GSU  
March 19 Danny Allard, ASU  
March 26 Jody Henson, WCU  
April 2 Brad Edwards, DAV  
April 9 Bo Betchman, CIT  
April 16 Adam Cross, ETSU  
April 23 Dan Martz, FUR

## 1995 Pitchers

Feb. 26 Dale Pilgrim, WCU  
March 5 William Rushing, GSU  
March 12 Britt Reames, CIT  
March 19 Clark Maxwell, WCU  
March 26 Chris Pollard, DAV  
April 2 Clark Maxwell, WCU  
April 9 Brian Callahan, CIT  
April 16 Mark DiFelice, WCU  
April 23 Jason Crews, ASU

## 1996 Players

Feb. 25 Alex Tolbert, WCU  
March 3 Tommy Peterman, GSU  
March 10 Luke Goodwin, DAV  
March 17 A.J. Polichnowski, ETSU  
March 24 Curt Beerman, CIT  
March 31 Nate Shepperson, VMI  
April 7 Tommy Peterman, GSU  
April 14 Tommy Peterman, GSU  
April 21 Bo Betchman, CIT

## 1996 Pitchers

Feb. 25 Scott Musgrave, ASU  
March 3 Jim Jordan, FUR  
March 10 Jim Jordan, FUR  
March 17 Clark Maxwell, WCU  
March 24 Dan Stutzman, ASU  
March 31 Brian Bain, WCU  
April 7 Tod Lee, GSU  
April 14 Brian Rogers, CIT  
April 24 Brian Rogers, CIT

## 1997 Players

March 3 Michael Holder, GSU  
March 10 Britt Phelps, ETSU  
March 17 Steve Walson, GSU  
March 24 Curt Beerman, CIT  
March 31 Jeremy Bruce, WCU  
April 7 Martin Barrow, WCU  
April 14 Jerry Simmons, CIT  
April 21 Tyson Whitley, GSU

## 1997 Pitchers

March 3 Mark DiFelice, WCU  
March 10 Tod Lee, GSU  
March 17 Dan Stutzman, ASU  
March 24 Tom Martin, CIT  
March 31 Brian Rogers, CIT  
April 7 Jay Adams, VMI  
April 14 Clint Sauls, GSU  
April 21 Ryan Foote, FUR

## 1998 Players

March 9 Chuck Koone, WCU  
March 16 Charles Thomas, WCU  
March 23 Jerry Simmons, CIT  
March 30 Jody Pollock, GSU  
April 6 Terrence Smalls, CIT  
April 13 Stephen Crater, ASU  
April 20 Kenny Vawter, UNCG  
April 27 Phillip Hartig, CIT

## 1998 Pitchers

March 9 Josh Spradlin, VMI  
March 16 Brian Rogers, CIT  
March 23 Rodney Hancock, CIT  
March 30 Rhett Woehrl, UNCG  
April 6 Lance Surridge, UNCG  
April 13 Izzy Olvera, ETSU  
April 20 Tom Martin, CIT  
April 27 Brian Wiley, CIT

## 1999 Players

March 1 Dustin Langley, GSU  
March 8 Jody Pollock, GSU  
March 15 Ronny Marmol, CofC  
March 22 Jesse Martin, UNCG  
March 29 Rusty Swackhamer, ETSU  
April 4 Brandon Eierman, ETSU  
April 12 Charles Thomas, WCU  
April 19 Ed Pearson, VMI  
April 26 Rusty Swackhamer, ETSU  
May 3 Eric Johnson, WCU  
May 10 Philip Hartig, CIT  
May 17 Matt Easterday, GSU

## 1999 Pitchers

March 1 Wes Self, DAV  
March 8 Brett Lewis, GSU  
March 15 Matt Baber, ETSU  
March 22 Brian Wiley, CIT  
March 29 Travis Parker, CofC  
April 4 Dallas McPherson, CIT  
April 12 Brian Wiley, CIT  
April 19 Brian Wiley, CIT  
April 26 Wes Self, DAV  
May 3 Taft Cable, UNCG  
May 10 Scott Oliver, CofC  
May 17 Rodney Hancock, CIT

## 2000 Players

Feb. 21 Tim Frend, DAV  
Feb. 28 Philip Hartig, CIT  
March 6 Dallas McPherson, CIT  
March 13 Jeremy Purcell, UNCG  
March 20 Philip Hartig, CIT  
March 27 Scott Henley, GSU  
April 3 Chad Boruff, ETSU  
April 10 Stewart Sloan, DAV  
April 17 Matt Easterday, GSU  
April 24 Philip Hartig, CIT  
May 1 Scott Henley, GSU  
May 8 Kevin Blocker, WOF  
May 17 Chad Boruff, ETSU

## 2000 Pitchers

Feb. 21 Jared Burton, WCU  
Feb. 28 Taft Cable, UNCG  
March 6 Charles Bobo, WOF  
March 13 Ryan Gordon, UNCG  
March 20 Taft Cable, UNCG  
March 27 David Ray, GSU  
April 3 Matt Baber, ETSU  
April 10 Lucas Hocker, CofC  
April 17 Daniel Wheeler, GSU  
April 24 Kyle Bunn, CIT  
May 1 Ryan Gordon, UNCG  
May 8 George Lehr, WOF  
May 15 T.A. Fulmer, CIT



### 2001 Players

Feb. 25 Alan Beck, WCU  
 March 5 Shane Schumaker, UNCG  
 March 12 Derek Norman, FUR  
 March 19 Jason Randall, CIT  
 March 26 Scott Henley, GSU  
 April 2 Donovan Minero, WCU  
 April 9 Matt Herring, GSU  
 April 16 Jesse Martin, UNCG  
 April 23 Chris Catanzaro, VMI  
 April 30 Nathan Copeland, ETSU  
 May 7 Justin Maderer, FUR  
 May 14 Darryl Stephens, GSU

### 2001 Pitchers

March 5 Wes Self, DAV  
 March 12 Matt Rackers, CoFC  
 March 19 Tate Osterman, WOF  
 March 26 Ryan Basner, WCU  
 April 2 Toby David, FUR  
 April 9 Eric Talbert, CIT  
 April 16 Brett Lewis, GSU  
 Taft Cable, UNCG  
 April 23 Randy Corn, CIT  
 April 30 Tom Mastny, FUR  
 May 7 Dan Foley, WCU  
 May 14 Scooter Michael, UNCG

### 2002 Players

Feb. 18 Ryan Schade, WCU  
 Feb. 25 Rocky Baker, GSU  
 March 6 Matt Herring, GSU  
 March 11 Tony Carbone, WOF  
 Ryan Galligan, UNCG  
 March 18 Lee Curtis, CoFC  
 Donovan Minero, WCU  
 March 25 Todd Roper, WCU  
 Tim Frend, DAV  
 April 2 Donovan Minero, WCU  
 April 8 Jason Sarvis, UNCG  
 April 15 A.J. Zickgraf, GSU  
 April 22 Chris Downard, ASU  
 April 29 Chris Emond, DAV  
 May 6 Donovan Minero, WCU  
 May 13 Lee Curtis, CoFC  
 May 20 Josh Stackley, CIT

### 2002 Pitchers

Feb. 18 George Lehr, WOF  
 Feb. 25 Ryan Gordon, UNCG  
 Jared Comstock, GSU  
 March 6 Scooter Michael, UNCG  
 March 11 Jared Burton, WCU  
 March 18 Jay Metzger, UNCG  
 March 25 George Lehr, WOF  
 April 2 T.A. Fulmer, CIT  
 April 8 Kyle Shipplett, ASU  
 April 15 Tim Frend, DAV  
 Scooter Michael, UNCG  
 April 22 Tom Mastny, FUR  
 April 29 Jay Metzger, UNCG  
 Raymond Jenkins, CIT  
 May 6 Tom Mastny, FUR  
 May 13 Dennis Dove, GSU  
 May 20 Culley Kline, WOF

### 2003 Players

Feb. 26 Jesse Cole, WOF  
 March 3 Jon Aughey, CIT  
 March 11 Chris Ard, CIT  
 March 17 Lee Curtis, CoFC  
 March 24 Lee Curtis, CoFC  
 April 1 Caleb Moore, ETSU  
 Sam Navarro, DAV  
 April 7 Todd Buchanan, WCU  
 Alan Beck, WCU  
 April 14 Matt Lauderdale, CoFC  
 April 21 Rod Goldston, WCU  
 April 28 Brett Spivey, CoFC  
 May 6 Alan Beck, WCU  
 May 13 Derek Smith, ASU  
 May 20 Brendan Gilligan, GSU

### 2003 Pitchers

Feb. 26 Patrick Griffin, FUR  
 March 3 Ken Eggleton, CIT  
 March 11 Chris Mason, UNCG  
 March 17 Ryan Basner, WCU  
 March 24 Ryan Gordon, UNCG  
 April 1 Tom Mastny, FUR  
 April 7 Brett Harker, CoFC  
 April 14 Derrik Wolpert, DAV  
 April 21 Reid Price, CoFC  
 April 28 John Carroll, GSU  
 May 6 Scooter Michael, UNCG  
 May 13 Tom Mastny, FUR  
 May 20 David Mitchell, FUR

### 2004 Players

Feb. 23 Greg Dowling, GSU  
 March 2 Ryan Gordon, UNCG  
 March 10 Alex Gary, WCU  
 March 15 Chip Cannon, CIT  
 March 22 Josh Stackley, CIT  
 March 29 Brett Gardner, CoFC  
 April 5 Brett Anderson, CoFC  
 April 12 Phillip Coker, CoFC  
 April 19 Blake Church, ETSU  
 April 26 Case Cassidy, FUR  
 May 2 Caleb Moore, ETSU  
 May 10 Phillip Coker, CoFC  
 May 17 Jay Heafner, DAV  
 James Payne, GSU  
 May 24 Andy Howdeshell, ETSU

### 2004 Pitchers

Feb. 23 Brian Akin, DAV  
 March 2 Nick Stames, UNCG  
 March 10 Ryan Falcon, UNCG  
 March 15 Zach Piccola, CoFC  
 March 22 Matt Garner, Elon  
 March 29 Sam Perry, FUR  
 Jarrett Santos, UNCG  
 April 5 Ryan Edell, CoFC  
 April 12 Brian Harrison, GSU  
 April 19 Josh Lairsey, GSU  
 April 26 Jonathan Ellis, CIT  
 May 2 John Carroll, GSU  
 May 10 Scott Clark, ASU  
 May 17 Brian McCullen, WCU  
 May 24 Jonathan Ellis, CIT

### 2005 Players

Feb. 21 Brian Hastings, CoFC  
 Feb. 28 Caleb Moore, ETSU  
 March 7 D.J. Wabik, CoFC  
 March 14 Jason Hurst, GSU  
 March 21 Byron Barber, CoFC  
 March 28 Brett Gardner, CoFC  
 April 4 Jay Heafner, DAV  
 April 11 Evan Erickson, Elon  
 April 18 Caleb Moore, ETSU  
 April 25 Blake Church, ETSU  
 May 2 Andrew Musashe, DAV  
 May 9 A.J. Zickgraf, GSU  
 May 16 Chris Ard, CIT  
 May 23 Gary Morris, Elon

### 2005 Pitchers

Feb. 21 Chris Mason, UNCG  
 Feb. 28 Nick Chigges, CoFC  
 March 7 Patrick Adams, Elon  
 March 14 Chris Mason, UNCG  
 Brett Harker, CoFC  
 March 21 Brian Caudill, ASU  
 March 28 Chris Mason, UNCG  
 April 4 Brian Barnes, WCU  
 April 11 Lance Cole, Elon  
 Jay Heafner, DAV  
 April 18 Ben Hunter, FUR  
 April 25 Kevin Regan, Elon  
 May 2 Danny Meszaros, CoFC  
 May 9 Chris Mason, UNCG  
 Dustin Evans, GSU  
 May 16 Andy Carter, DAV  
 May 23 Griff Beckham, CIT  
 Nick Hollstegge, FUR

### 2006 Players

Feb. 20 Chris Swauger, CIT  
 Feb. 27 Greg Dowling, GSU  
 March 7 Tony Maccani, FUR  
 March 13 Chris Price, Elon  
 March 20 Steven Strausbaugh, WCU  
 March 27 Trey McDaniel, WCU  
 April 3 A.J. Davidiuk, FUR  
 April 10 Graham Maiden, CoFC  
 April 17 A.J. Davidiuk, FUR  
 April 24 Case Cassidy, FUR  
 May 1 Robert Rodebaugh, Elon  
 Guy Welsh, UNCG  
 May 8 Robert Rodebaugh, Elon  
 May 15 Jermaine Mitchell, UNCG  
 May 22 Jonathan Greene, WCU

### 2006 Pitchers

Feb. 20 Lance Cole, Elon  
 Feb. 27 Jay Heafner, DAV  
 March 7 Nick Holstegge, FUR  
 March 13 Tyler Sexton, WCU  
 March 20 Danny Meszaros, CoFC  
 March 27 Danny Meszaros, CoFC  
 April 3 Steven Hensley, Elon  
 April 10 Steven Hensley, Elon  
 April 17 Chad Tilley, Elon  
 April 24 Everett Teaford, GSU  
 May 1 Patrick Currin, UNCG  
 May 8 Greg Holland, WCU  
 May 15 Nick Chigges, CoFC  
 May 22 Justin Smith, CIT

### 2007 Players

Feb. 19 Zach Brown, CIT  
 Feb. 26 Kenny Smith, WCU  
 March 5 David Rubinstein, ASU  
 March 12 John Ingram, WCU  
 March 19 Matt Webb, DAV  
 March 26 Alex Garabedian, CoFC  
 April 2 Barrett Shaft, WCU  
 April 9 Richard Jones, CIT  
 April 16 Chase Austin, Elon  
 April 23 Alex Garabedian, CoFC  
 April 30 Mike Economos, GSU  
 May 7 Brandon Waring, WOF  
 May 14 Kenny Smith, WCU  
 May 21 Wes Hobson, ASU

### 2007 Pitchers

Feb. 19 Garrett Sherrill, ASU  
 Feb. 26 Ben Austin, WOF  
 March 5 Justin Smith, CIT  
 March 12 Jeff Beliveau, CoFC  
 March 19 Will Romanowicz, Elon  
 March 26 Jay Jackson, FUR  
 April 2 Ryan Falcon, UNCG  
 Steven Hensley, Elon  
 April 9 Zach Booker, Elon  
 April 16 Matt Crim, CIT  
 April 23 Greg Holland, WCU  
 April 30 Chris Masters, WCU  
 May 7 Tyler Sexton, WCU  
 May 14 Nicholas Karow, FUR  
 May 21 Matt Klinker, FUR

### 2008 Players

Feb. 25 Michael Harrington, CoFC  
 March 3 Corey Overholtzer, UNCG  
 March 10 Ricky Orton, UNCG  
 March 17 Chris Shehan, GSU  
 March 24 Chris Shehan, GSU  
 March 31 Greg Feltes, UNCG  
 April 7 Cory Harriach, Elon  
 April 14 Joey Rodgers, FUR  
 April 21 Brandon Sizemore, CoFC  
 April 28 Ty Wright, GSU  
 May 5 Ricky Orton, UNCG  
 May 12 Michael Harrington, CoFC  
 May 19 Jeremie Tice, CoFC

### 2008 Pitchers

Feb. 25 Asher Wojciechowski, CIT  
 March 3 Jay Jackson, FUR  
 Matt Reifsnider, CIT  
 March 10 Jimmy Reyes, Elon  
 March 17 Matt Crim, CIT  
 March 24 Chip Hunt, WOF  
 March 31 Chris Masters, WCU  
 April 7 Nick Karow, FUR  
 April 14 Wes Wrenn, CIT  
 April 21 Jay Jackson, FUR  
 Chris Masters, WCU  
 April 28 Jesse Simpson, CoFC  
 May 5 Chris Masters, WCU  
 May 12 Matt Address, ASU  
 May 19 Spencer Hale, FUR

## 2009 Players

Feb. 23 Joash Brodin, CofC  
 March 2 Justin Hilt, Elon  
 March 9 Griffin Benedict, GSU  
 March 16 Richard Jones, CIT  
 March 23 Stephen Notaro, WCU  
 March 30 Mike Melillo, Elon  
 Cole Rakar, CofC  
 April 6 Chris McGuinness, CIT  
 April 13 Bennett Davis, Elon  
 April 20 Pat Irvine, Elon  
 April 27 Dallas Tarleton, Elon  
 May 4 Matt Mansilla, CofC  
 May 11 Joey Bergman, CofC  
 May 18 A.J. Wirnsberger, GSU

## 2009 Pitchers

Feb. 23 Zach Garrett, CIT  
 March 2 Daniel Ottone, WCU  
 March 9 David Peterson, CofC  
 March 16 Jesse Simpson, CofC  
 March 23 Chris Masters, WCU  
 March 30 Drew Mahaffey, CIT  
 April 6 Jimmy Reyes, Elon  
 April 13 Corey Martin, WCU  
 April 20 Chris Mederos, GSU  
 April 27 Mike Frongello, DAV  
 May 4 Chris Masters, WCU  
 May 11 David Peterson, CofC  
 May 18 Matt Crim, CIT

## 2010 Players

Feb. 22 Corey Overholtzer, UNCG  
 March 1 Andrew Barna, DAV  
 March 8 Will Owens, FUR  
 March 15 David Schulze, SAM  
 March 22 Rob Kral, CofC  
 March 29 Ryan Adams, Elon  
 April 5 Mike Melillo, Elon  
 April 12 Tyler Kirkpatrick, WCU  
 April 19 Matt Leeds, CofC  
 April 26 Wes Hobson, ASU  
 May 3 Rob Kral, CofC  
 May 10 Mac Doyle, WOF  
 May 17 Kyle Blackburn, GSU  
 May 24 Justin Mackert, CIT

## 2010 Pitchers

Feb. 22 Asher Wojciechowski, CIT  
 March 1 Matt Address, ASU  
 March 8 Jason Sullivan, WCU  
 March 15 Asher Wojciechowski, CIT  
 March 22 Kevin Decker, CofC  
 March 29 Andy Moye, GSU  
 April 5 Nathan Hyatt, ASU  
 April 12 Andy Moye, GSU  
 Chris Patterson, ASU  
 April 19 Jimmy Reyes, Elon  
 April 26 Matt Talley, CIT  
 May 3 Matt Murray, GSU  
 May 10 Josh Martin, SAM  
 May 17 Matt Talley, CIT  
 May 24 Ken Ferrer, Elon

## 2011 Players

Feb. 21 Ross Heffley, WCU  
 Feb. 28 Steve Cochrane, GSU  
 March 7 Neal Pritchard, Elon  
 March 14 Mac Doyle, WOF  
 March 21 Saxon Butler, SAM  
 March 28 Mac Doyle, WOF  
 April 4 Victor Roache, GSU  
 April 11 Daniel Aldrich, CofC  
 April 18 Victor Roache, GSU  
 April 25 Stephen Notaro, WCU  
 May 2 Matt Leeds, CofC  
 Sebastian Gomez, Elon  
 Preston Troutman, ASU  
 May 9 Cody Walker, UNCG  
 May 23 Ross Heffley, WCU

## 2011 Pitchers

Feb. 21 Tyler Wood, FUR  
 Feb. 28 Lawrence Pardo, ASU  
 March 7 Chris Lamb, DAV  
 March 14 Chris Beck, GSU  
 March 21 Dylan Cole, FUR  
 March 28 Lex Rutledge, SAM  
 April 4 Ryan Arrowood, ASU  
 April 11 Nathan Hyatt, ASU  
 April 18 Ryan Arrowood, ASU  
 Logan Cribb, CIT  
 April 25 Taylor Miller, ASU  
 May 2 Thomas Girdwood, Elon  
 May 9 Cash Collins, WOF  
 May 16 Warren Slack, UNCG  
 May 23 Bobby Lyne, FUR



Wofford senior Mac Doyle has earned three player of the week citations in the past two seasons.

## PLAYER AND PITCHER OF THE WEEK TOTALS

	Player	Pitcher	Total
The Citadel.....	32	58	90
Western Carolina .....	48	32	80
Georgia Southern .....	41	28	69
College of Charleston .....	32	20	52
UNCG .....	16	27	43
Furman .....	11	27	38
Appalachian State .....	13	20	33
Elon.....	16	16	32
Davidson.....	16	13	29
East Tennessee State .....	21	5	26
Wofford .....	7	9	16
Marshall.....	5	6	11
VMI.....	5	4	9
Samford.....	2	2	4

## Repeat Weekly Award Winners

### Player

#### 5 Times:

Phillip Hartig, The Citadel (1998-2000)

#### 4 Times:

Scott Henley, Georgia Southern (2000-01)  
 Donovan Minero, Western Carolina (2001-02)  
 Lee Curtis, College of Charleston (2002-03)  
 Caleb Moore, East Tennessee State (2003-05)

#### 3 Times:

Johnny McCraw, Appalachian State (1989-91)  
 Grant Brittain, Western Carolina (1990)  
 Rod Walker, East Tennessee State (1991-92)  
 Tommy Peterman, Georgia Southern (1996)

Alan Beck, Western Carolina (2001-03)  
 Mac Doyle, Wofford (2010-11)

### Pitcher

#### 6 Times:

Chris Masters, Western Carolina (2007-09)

#### 5 Times:

Tom Mastny, Furman (2001-03)  
 Chris Mason, UNCG (2003-05)

#### 4 Times:

Brian Rogers, The Citadel (1996-98)  
 Brian Wiley, The Citadel (1998-99)  
 Taft Cable, UNCG (1999-2001)

Ryan Gordon, UNCG (2000-03)  
 Scooter Michael, UNCG (2001-03)

#### 3 Times:

Richard Shirer, The Citadel (1990)  
 Ken Britt, The Citadel (1990-92)  
 Gettys Glaze, The Citadel (1992)  
 Chris Maxwell, Western Carolina (1995-96)  
 Wes Self, Davidson (1999-2001)  
 George Lehr, Wofford (2000-02)  
 Danny Meszaros, College of Charleston (2005-06)  
 Steven Hensley, Elon (2006-07)  
 Jay Jackson, Furman (2007-08)  
 Matt Crim, The Citadel (2007-09)  
 Asher Wojciechowski, The Citadel (2008-10)  
 Jimmy Reyes, Elon (2008-10)



### Player

#### 2004

Feb. Ryan Gordon, UNCG  
March Byron Barber, CofC  
April David Dufour, WOF

#### 2005

Feb. Evan Erickson, Elon  
March D.J. Wabick, CofC  
Jay Heafner, DAV  
April Chris Campbell, CofC

#### 2006

Feb. Greg Dowling, GSU  
March Blake Murphy, WCU  
April Robert Rodebaugh, Elon  
A.J. Daviduik, FUR  
May Jermaine Mitchell, UNCG

#### 2007

Feb. David Rubenstein, ASU  
March Kenny Smith, WCU  
April Ben Lasater, CofC  
May Brandon Waring, WOF

#### 2008

Feb. Shane Kirkley, WOF  
March Chris Shehan, GSU  
April Ty Wright, GSU  
May Jeremie Tice, CofC

#### 2009

Feb. Joash Brodin, CofC  
March Joey Bergman, CofC  
April Isaac Harrow, ASU  
May A.J. Wirnsberger, GSU

#### 2010

Feb. Andrew Barna, DAV  
March David Schulze, SAM  
April Wes Hobson, ASU  
Kyle Behrendt, WOF  
May Justin Mackert, CIT

#### 2011

Feb. Matt Leeds, CofC  
March Eric Phillips, GSU  
April Victor Roache, GSU  
May Victor Roache, GSU

### Pitcher

Lance Cole, Elon  
Jarrett Santos, UNCG  
Ryan Falcon, UNCG

unknown  
Brett Harker, CofC

Kevin Regan, Elon

Lance Cole, Elon  
Danny Meszaros, CofC  
Steven Hensley, Elon

Chad Tilley, Elon

Garrett Sherrill, ASU  
Steven Hensley, Elon  
Nick Chigges, CofC  
Drew Saberhagen, WCU

Steven Hensley, Elon  
Steven Hensley, Elon  
Jay Jackson, FUR  
Jesse Lewter, Elon

Garrett Ozar, WCU  
Drew Mahaffey, CIT  
Zach Quate, ASU  
Chris Mederos, GSU

Matt Andress, ASU  
Jake Brown, GSU  
Chris Patterson, ASU

Jimmy Reyes, Elon


Austin Pritcher, CIT  
Lex Rutledge, SAM  
Ryan Arrowood, ASU  
Jake Zokan, CofC

### PLAYER AND PITCHER OF THE MONTH TOTALS

	Player	Pitcher	Total
College of Charleston .....	8	4	12
Elon.....	2	10	12
Georgia Southern.....	7	2	9
Appalachian State.....	3	5	8
UNCG .....	2	2	4
Western Carolina .....	2	2	4
Wofford .....	4	0	4
The Citadel.....	1	2	3
Davidson.....	2	0	2
Furman .....	1	1	2
Samford.....	1	1	2



Elon's Steven Hensley was honored a record four times as Pitcher of the Month.



CofC third baseman Matt Leeds was the February 2011 Player of the Month.

# ALL-CONFERENCE TEAMS

PREPARING STUDENT-ATHLETES FOR LIFE'S CHALLENGES SINCE 1921



## COACHES' FIRST-TEAM SELECTIONS (UNLESS OTHERWISE NOTED)

### 1960

P Dick Almes, CIT  
P Charlie Revere, UR  
C Chuck Boone, UR  
1B Dick Jones, CIT  
2B Paul Popovich, WVU  
SS Alan Cole, UR  
3B Howard Mikytuck, CIT  
OF Tom Clary, CIT  
OF Joe Gedro, VMI  
OF Dickie Sneed, VT

### 1961

P Lee Melear, VT  
P Tom Shafer, WVU  
C Tony Carmighani, FUR  
1B Dick Jones, CIT  
2B Eddie Hite, VT  
SS Weldon Eddins, VMI  
3B Phil Chewning, FUR  
OF Jerry Buchanan, CIT  
OF Tom Booker, UR  
OF Larry Abbott, FUR

### 1962

P Frank Griffith, UR  
P Tom Shafer, WVU  
C Gil Minor, VMI  
1B Mel Rideout, UR  
2B Joe Hatalla, WVU  
SS Tom Stepp, WVU  
3B Bill Whaley, CIT  
OF Bill Pashe, GWU  
OF Jim Procopio, WVU  
OF Bobb Stewart, UR

### 1963

P Joe Jeran, WVU  
P Lee Melear, VT  
C Jim Procopio, WVU  
1B Steve Berzansky, WVU  
2B Joe Hatalla, WVU  
SS Donnie White, VMI  
3B Al McNamee, UR  
OF Dave Blake, VT  
OF Tom Green, VT  
OF Bobby Stewart, UR

### 1964

P John Radosevich, WVU  
P Percy Sesabaugh, VMI  
C Don Douglas, UR  
1B Steve Berzansky, WVU  
2B Charles Jennings, FUR  
SS Donnie White, VMI  
3B Ingram Haley, FUR  
OF Mike Holloran, GWU  
OF Bill Marovic, WVU  
OF Rick Smyre, DAV

### 1965

P John Radosevich, WVU  
P Percy Sensabaugh, VMI  
C Ron Renner, WVU  
1B Phil King, FUR  
2B Richie Sharff, UR  
SS Jim Hyder, DAV  
3B Pete Britton, UR  
OF Don Hetzel, WVU  
OF Mike Holloran, GWU  
OF Tom Porter, CIT

### 1966

P Vaughn Kovach, WVU  
P Jim Raynor, ECU  
C Richard Narron, ECU  
1B Jim Clay, WVU  
2B Richie Sharff, UR  
SS Frank Jenness, UR  
3B Tim Hill, GWU  
OF Wayne Britton, ECU  
OF Mike Holloran, GWU  
OF Ed Thorne, ECU

### 1967

P Dick Balderson, UR  
P Dennis Burke, ECU  
P Jerry Meadows, WVU  
C Richard Narron, ECU  
1B Tom Green, UR  
2B Lynn Smith, ECU  
SS Joe Lalli, GWU  
3B Bob Beaham, WVU  
OF Chuck Albertson, W&M  
OF Tom Parke, WVU  
OF Jim Snyder, ECU

### 1968

P Hank Bunnell, GWU  
P Denny Taylor, WVU  
C Eric Spink, GWU  
1B Jerry Blackwell, CIT  
2B Choppy Morris, CIT  
SS Mike Ross, CIT  
3B Steve Kennedy, UR  
OF John Medlin, W&M  
OF Gordon Slade, DAV  
OF Jimmy Snyder, ECU

### 1969

P Tom Harrison, FUR  
P Hank Bunnell, GWU  
C Buster Holland, CIT  
1B John Campbell, FUR  
2B J.C. Hanks, VMI  
3B Tim White, VMI  
SS Mike Ross, CIT  
3B Marvin Haley, FUR  
OF Gordon Slade, DAV  
OF Richie Richardson, W&M  
OF Carey Anderson, ECU

### 1970

P Ron Hastings, ECU  
P Hank Bunnell, GWU  
C Stan Sneed, ECU  
1B Tom Bondurant, UR  
2B Dennis Vick, ECU  
SS Bob Dennis, GWU  
3B Jerry Wise, CIT  
OF Gordon Slade, DAV  
OF John Bledsoe, Citadel  
OF Bubba Hooker, W&M

### 1971

P John Katona, FUR  
P Doug Pounder, CIT  
C Harold Wilkerson, DAV,  
Stan Sneed, ECU  
1B Tom Bondurant, UR  
2B Dick Corrada, ECU  
SS Reggie Dunnivant, UR  
3B Jerry Wise, CIT  
OF Neil Eichelberger, FUR  
OF Bruce Wright, UR  
OF Mike Aldridge, ECU

### 1972

P John Katona, FUR  
P Ray Yeoman, CIT  
C Paul Plunkett, CIT  
1B Ron Sanders, CIT  
2B MAR Owen, UR  
SS Reggie Dunnivant, UR  
3B Ralph Lamm, ECU  
OF Les Keenan, UR  
OF Jeff Steckroth, W&M  
OF George Weicker, DAV

### 1973

P Roger Hatcher, UR  
P Tommy Toms, ECU  
C Bill Harris, W&M  
1B Steve Anspaugh, ASU  
2B MAR Owen, UR  
SS Mike Ramsey, ASU  
3B Frank Dziadul, ASU  
OF Robbie Williams, ASU  
OF Mike Hogan, ECU  
OF Steve Arrington, CIT

### 1974

P Dave LaRussa, ECU  
P Todd Brenizer, FUR  
C Mark Rodgman, DAV  
1B Ron Staggs, ECU  
2B Ken Feaster, CIT  
SS Mike Ramsey, ASU  
3B Steve Becker, W&M  
OF Steve Anspaugh, ASU  
OF Mike Hogan, ECU  
OF Charlie Talley, UR

### 1975

P Hank Welch, CIT  
P Jeff Boteler, UR  
P Joel Tew, DAV  
C Mark Hodgman, DAV  
1B George Weicker, DAV  
2B Bob Mitchell, UR  
SS Mike Ramsey, ASU  
3B Steve Becker, W&M  
OF Randy Howell, FUR  
OF Gene Dotson, CIT  
OF Paul Martin, CIT  
DH Billy Weiters, CIT

### 1976

P Rene Martin, UR  
P Chris Mensing, FUR  
C John Nichols, FUR  
1B Richard Weiters, CIT  
2B Steve Bryant, ECU  
SS Kevin Harvey, UR  
3B Randy Ingram, ASU  
OF Randy Howell, FUR  
OF Joe Roenker, ECU  
OF Paul Martin, CIT  
DH Russell Lee, FUR



Georgia Southern's Andy Moye was a first-team selection in 2011.



### 1977

P Mickey Britt, ECU  
P Pete Conaty, ECU  
P Richard Wieters  
C (tie) Kelly Lombard, VMI,  
Bob Lapple, DAV,  
John Rulli, MAR  
1B Sonny Wooten, ECU  
2B Chris Plemmons, ASU  
SS Wayne Tolleson, WCU  
3B Randy Ingram, ASU  
OF Eddie Gates, ECU  
OF Everette Smith, FUR  
OF Randy Howell, FUR  
OF Dave McElhaney, W&M  
DH Keith Ebersole, WCU

### 1978

P Mike Pendleton, CIT  
P Martin Rivera, CIT  
C Bob Lapple, DAV  
1B Ronnie Brower, ASU  
2B Chris Plemmons, ASU  
SS Wayne Tolleson, WCU  
3B Randy Ingram, ASU  
OF John Baker, UTC  
OF Joey Moffitt, ASU  
OF Randy Rosiek, MAR  
DH Keith Ebersole, WCU

### 1979

P Frank Galloway, CIT  
P Mike Pendleton, CIT  
C Bob Lapple, DAV  
1B Harry Severino, MAR  
2B Bob Roma, FUR  
SS Randy Ingle, ASU  
3B Gary Robinette, ETSU  
OF Willie Carpenter, WCU  
OF Jeff Coppinger, UTC  
OF John Porter, DAV  
DH John Baker, UTC

### 1980

P Jeff Andrews, ETSU  
P Mike Pendleton, CIT  
C (tie) Tom Alesio, FUR  
Phil Hubbard, VMI  
Mel Williamson, CIT  
1B Don Ingle, WCU  
2B Ken Sholl, UTC  
SS Dave Cardwell, ETSU  
3B Gary Robinette, ETSU  
OF Willie Carpenter, WCU  
OF John Porter, DAV  
OF (tie) Joey Moffitt, ASU  
Bryan Snyder, ETSU  
DH Greg Hill, MAR

### 1981

P Jeff Barkley, CIT  
P Mike Sullivan, MAR  
C (tie) Philip Gordon, DAV  
Greg Hill, MAR  
1B John Barlowe, ASU  
2B Tom Sams, ASU  
SS Mike Knox, CIT  
3B Chris Hust, ETSU  
OF Mel Kinsey, WCU  
OF Tony Martin, ETSU  
OF Bryan Snyder, ETSU  
DH Robbie Peele, ASU

### 1982

P Kirk Bailey, ASU  
P Jeff Barkley, CIT  
C Phil Hubbard, VMI  
2B B.J. Hinson, ETSU  
SS Mike Knox, CIT  
3B Todd Sager, MAR  
OF Wayne Dannenberg, ETSU  
OF Terry Smith, FUR  
OF Marcus Velazquez, ETSU  
DH Pete Camelo, ASU

### 1983

P Bryan Augsburg, VMI  
P Mike Cherry, CIT  
C Greg Johnson, WCU  
1B Charlie Fonville, WCU  
2B Mike Nipper, ETSU  
SS Greg Hill, MAR  
3B Todd Sager, MAR  
OF David Hill, WCU  
OF Tony Martin, ETSU  
OF Robbie Peele, ASU  
DH Alan Hurt, CIT

### 1984

P Scott Gay, WCU  
P Pete Hardee, ASU  
C Rock Hurst, FUR  
1B Charlie Fonville, WCU  
2B Jamie Harris, ASU  
SS Tim Jones, CIT  
3B Todd Sager, MAR  
OF Lee Glaze, CIT  
OF Fred Hailey, WCU  
OF Tony Welborn, ASU  
DH Kent Alexander, ASU

### 1985

#### North Division

P Rich Bosley, ASU  
P J.D. McKinney, MAR  
C Brad Long, ASU  
1B Greg Weddle, VMI  
2B Marc Hodges, ASU  
SS Chris Finwood, VMI  
3B Lawrence Sluder, ASU  
OF Chip Cook, MAR  
OF Terry Thompson, MAR  
OF Tony Welborn, ASU  
DH Lee James, ASU

#### South Division

P Scott Gay, WCU  
P Mike Monte, CIT  
C Rock Hurst, FUR  
1B David Hyatt, WCU  
2B Keith Helfant, DAV  
SS Tim Jones, CIT  
3B David Turgeon, DAV  
OF Mike Carson, WCU  
OF Fred Hailey, WCU  
OF Bill Masse, DAV  
DH Skip Nelloms, WCU

### 1986

#### North Division

P Kevin Simmons, ASU  
P Len Stratton, ASU  
C Brad Long, ASU  
1B Greg Weddle, VMI  
2B Gary Sibyan, VMI  
SS Scott Church, ETSU  
3B Jeff Barr, ETSU  
OF Andre Crawford, ASU  
OF Billy Patton, ETSU  
OF Ed Dubiel, ASU  
DH Mike Rambo, ETSU

#### South Division

P Steve Condon, DAV  
P Mike Monte, CIT  
C Dan Simonds, DAV  
1B Rick Hardwick, CIT  
2B Keith Helfant, DAV  
SS Alan Lewis, DAV  
3B David Turgeon, DAV  
OF Mike Carson, WCU  
OF Lee Glaze, CIT  
OF Fred Hailey, WCU  
DH Pat Riley, WCU

### 1987

#### North Division

P Mike Prince, ETSU  
P Len Stratton, ASU  
C Brad Long, ASU  
1B Tommy Green, ASU  
2B Gary Sibyan, VMI  
SS Chris Finwood, VMI  
3B Lawrence Sluder, ASU  
OF Ed Dubiel, ASU  
OF Will Edwards, ETSU  
OF Rob Morrison, MAR  
DH Ben Walker, VMI

#### South Division

P Steve Condon, DAV  
P Stewart Keyes, WCU  
C Dan Simonds, DAV  
1B Bob Thomas, FUR  
2B Billy Swails, CIT  
SS Alan Lewis, DAV  
3B David Turgeon, DAV  
OF Fred Hailey, WCU  
OF Bill Masse, DAV  
OF Skip Nelloms, WCU  
DH Clint Fairey, WCU

### 1988

#### North Division

P Stacey Schneider, ASU  
P Rick Tuttle, ASU  
C Andy Beasley, VMI  
1B Tommy Green, ASU  
2B Gary Sibyan, VMI  
SS Chris Finwood, VMI  
3B Jeff Morgan, ETSU  
OF Will Edwards, ETSU  
OF Steve Meredith, ETSU  
OF Keith Nail, ASU  
DH Darron Healey, ASU

### South Division

P Paul Menhart, WCU  
P Greg Wilcox, DAV  
C Kevin Vickery, CIT  
1B Clint Fairey, WCU  
2B Billy Swails, CIT  
SS Danny Greene, FUR  
3B Tom Malchesky, WCU  
OF Keith LeClair, WCU  
OF Skip Nelloms, WCU  
OF Roy Vilardi, DAV  
DH Billy Baker, CIT

### 1989

P (tie) Matt Gore, CIT  
Pete Palmer, ASU  
C Brent Williams, FUR  
1B Clint Fairey, WCU  
2B Billy Swails, CIT  
SS Steve Hollins, ASU  
3B Gary Chandler, ASU  
OF Garrett Hinshaw, ASU  
OF Jason Nixon, MAR  
OF (tie) John Parrott, VMI  
OF Scott Waugh, ASU  
DH (tie) Gettys Glaze, CIT  
Mark Poarch, WCU

### 1990

P Ken Britt, CIT  
P Mike Montgomery, ETSU  
C Andy Beasley, VMI  
1B MAR Simpson, VMI  
2B Grant Brittain, WCU  
SS Dave Piepenbrink, MAR  
3B Matt Raleigh, WCU  
OF Anthony Jenkins, CIT  
OF Jimbo Thornton, ETSU  
OF Scott Waugh, ASU  
DH Billy Baker, CIT

### 1991

P (tie) Will Ertel, FUR  
Phillip Grundy, WCU  
C (tie) Todd Raleigh, WCU  
Brent Williams, FUR  
1B Rodney Tesh, WCU  
2B Dan McDonnell, CIT  
SS Phillip Tobin, CIT  
3B Matt Raleigh, WCU  
OF Kevin Bellomo, WCU  
OF Craig McLaughlin, FUR  
OF Scott Waugh, ASU  
DH Gettys Glaze, CIT

### 1992

P Gettys Glaze, CIT  
P Dallas Rinehart, ETSU  
C Randy DeBruhl, ASU  
1B Rod Walker, ETSU  
2B Doug Eder, GSU  
SS Matt Raleigh, WCU  
3B Kevin Hallman, GSU  
OF Todd Greene, GSU  
OF Vic Correll, CIT  
OF Joey Cox, WCU  
DH Willando Ficklin, GSU

# ALL-CONFERENCE TEAMS

PREPARING STUDENT-ATHLETES FOR LIFE'S CHALLENGES SINCE 1921



## 1993

P Paul Thornton, GSU  
P Jason Beverlin, WCU  
C Brett Boretti, DAV  
1B Chris Lemonis, CIT  
2B Rodney Hennon, WCU  
SS Rick Bender, DAV  
3B Kevin Hallman, GSU  
OF Todd Greene, GSU  
OF Scott Lyman, WCU  
OF Dallas Monday, ETSU  
DH Phillip Grundy, WCU

## 1994

P Jason Beverlin, WCU  
P William Rushing, GSU  
C Brett Boretti, DAV  
1B Clay Hall, DAV  
2B Matt Wilson, GSU  
SS Wade Evans, ETSU  
3B Kevin Hallman, GSU  
OF Mike Tidick, WCU  
OF Will Shellman, ASU  
OF Jazz Freitas, DAV  
DH David Young, ASU

## 1995

P William Rushing, GSU  
P Britt Reames, CIT  
C Steve Wilson, GSU  
1B Alex Tolbert, WCU  
2B Adam Cross, ETSU  
SS David Groseclose, VMI  
3B Eric Whitson, WCU  
OF Garrick Haltiwanger, CIT  
OF Jody Henson, WCU  
OF Ryan Glynn, VMI  
DH Shane Owenby, ASU

## 1996

P Julio Ayala, GSU  
P Tod Lee, GSU  
C Scott Garrett, ASU  
1B Tommy Peterman, GSU  
2B Chris Rodriguez, ASU  
SS Bradley James, ETSU  
3B Bo Betchman, CIT  
OF Garrick Haltiwanger, CIT  
OF Antoine Moran, GSU  
OF Mark Hamlin, GSU  
DH Scott Musgrave, ASU

## 1997

P Tod Lee, GSU  
P Brian Rogers, CIT  
C Michael Holder, GSU  
1B Alex Tolbert, WCU  
2B Bo Betchman, CIT  
SS Terrance Smalls, CIT  
3B A.J. Polichnowski, ETSU  
OF Jerry Simmons, CIT  
OF Martin Barrow, WCU  
OF Kenny Osborne, ASU  
DH Britt Phelps, ETSU

## 1998

### First Team

P Mark DiFelice, WCU  
P Lee Long, WOF  
RP Tom Martin, CIT  
C Stephen Crater, ASU  
1B Philip Hartig, CIT  
2B Dominic Pattie, UNCG  
SS Chris Moore, WCU  
3B Mike Berrier, ASU  
OF Martin Barrow, WCU  
OF Kenny Vawter, UNCG  
OF Linwood Davis, UNCG  
DH Mike DeSimone, DAV

### Second Team

P Brian Rogers, CIT  
P Corey McDonald, UNCG  
RP Jason Parson, UNCG  
C Frankie Ward, WCU  
1B Jim Morrill, FUR  
2B Jody Pollock, GSU  
SS Terrence Smalls, CIT  
3B Aaron Haigler, CIT  
OF Jerry Simmons, CIT  
OF Rusty Swackhamer, ETSU  
OF Jeremy Purcell, UNCG  
DH Brandon Eierman, ETSU

## 1999

### First Team

P Brian Wiley, CIT  
P Lucas Hocker, CofC  
RP Jay Morgan, CIT  
C Ronny Marmol, CofC  
1B Philip Hartig, CIT  
2B Billy Colome, CofC  
SS Chris Moore, WCU  
3B Eric Walker, VMI  
OF Charles Thomas, WCU  
OF Brandon Eierman, ETSU  
OF Eric Johnson, WCU  
DH Scott Thompkins, VMI

### Second Team

P Rodney Hancock, CIT  
P Matt Baber, ETSU  
RP Brett Davey, CofC  
C Ed Sparks, ETSU  
1B Steve Harris, WCU  
2B Jody Pollock, GSU  
SS Travis Blevins, ETSU  
3B Joey Foxhall, CofC  
OF Travis Howell, CofC  
OF Rusty Swackhamer, ETSU  
OF Chris Morris, CIT  
DH Tommy John, FUR

## 2000

### First Team

P David Ray, GSU  
P Ryan Gordon, UNCG  
RP Ian Ostlund, VMI  
C Ed Sparks, ETSU  
1B Philip Hartig, CIT  
2B Matt Easterday, GSU  
SS Wes Timmons, ASU  
3B (tie) Carlos Love, GSU  
Eric Walker, VMI  
OF Jeremy Purcell, UNCG  
OF Chris Morris, CIT  
OF Tim Frend, DAV  
DH Dallas McPherson, CIT

## Second Team

P Ron Colvard, CIT  
P Matt Baber, ETSU  
RP Taft Cable, UNCG  
C Mike Goldman, VMI  
1B Chris Behne, ASU  
2B (Tie) Shane Schumaker, UNCG  
& Tavy Smalls, CIT  
SS Ben Brown, DAV  
3B Cassidy Lundin, DAV  
OF Charles Thomas, WCU  
OF John Durik, GSU  
OF Jeff Smith, UNCG  
DH Steve Johnson, VMI

## 2001

### First Team

P Eric Talbert, CIT  
P Brett Lewis, GSU  
RP Randy Corn, CIT  
C (tie) Matt Lauderdale, CofC  
James Marino, DAV  
1B Philip Hartig, CIT  
2B Shane Schumaker, UNCG  
SS Wes Timmons, ASU  
3B Dallas McPherson, CIT  
OF Nathan Copeland, ETSU  
OF Donovan Minero, WCU  
OF Alan Beck, WCU  
DH Scott Henley, GSU

### Second Team

P Toby David, FUR  
P Taft Cable, UNCG  
RP Andy Hutchings, CofC  
C Justin Maderer, FUR  
1B Andy Baxter, ETSU  
2B Adam Etherington, FUR  
SS Jemel Spearman, GSU  
3B Derek Norman, FUR  
OF Matt Herring, GSU  
OF Darryl Stephens, GSU  
OF Tim Frend, DAV  
OF Chris Walker, GSU  
DH Billy Ryan, DAV

## 2002

### Coaches

### First Team

P Scooter Michael, UNCG  
P Ryan Johnson, CofC  
RP Randy Corn, CIT  
C Matt Lauderdale, CofC  
1B Todd Buchanan, WCU  
2B Jason Sarvis, UNCG  
SS Ryan Schade, WCU  
3B Lee Curtis, CofC  
OF Brett Spivey, CofC  
OF Donovan Minero, WCU  
OF Matt Herring, GSU  
DH Ryan Gordon, UNCG

### Second Team

P Reid Casey, ETSU  
P Matt Hamer, CIT  
RP George Lehr, WOF  
C Brendan Gilligan, GSU  
1B Dominic Frankey, FUR  
2B Chad Hall, GSU  
SS Jemel Spearman, GSU  
3B Matt Lein, WOF  
OF Tim Frend, DAV  
OF Alan Beck, WCU  
OF Chris Walker, GSU  
DH Chris Davis, WCU

## 2002

### Media

### First Team

P Scooter Michael, UNCG  
P Ryan Johnson, CofC  
RP Randy Corn, CIT  
C Matt Lauderdale, CofC  
1B Todd Buchanan, WCU  
2B Jason Sarvis, UNCG  
SS Ryan Schade, WCU  
3B Lee Curtis, CofC  
OF Brett Spivey, CofC  
OF Donovan Minero, WCU  
OF Matt Herring, GSU  
DH Ryan Gordon, UNCG

### Second Team

P T.A. Fulmer, CIT  
P Jeff Stovall, FUR  
C George Lehr, WOF  
C Brendan Gilligan, GSU  
1B Chip Cannon, CIT  
2B Chad Hall, GSU  
SS Tony Carbone, WOF  
3B Matt Lein, WOF  
OF Tim Frend, DAV  
OF Strat Stavrou, WOF  
OF Alan Beck, WCU  
DH Chris Davis, WCU

## 2003

### Coaches

### First Team

P Tom Mastny, FUR  
P Jarrett Santos, UNCG  
RP David Mitchell, FUR  
C Matt Lauderdale, CofC  
1B Chip Cannon, CIT  
2B Lee Curtis, CofC  
SS Andy Howdeshell, ETSU  
3B Chris Ard, CIT  
OF Alan Beck, WCU  
OF Rod Goldston, WCU  
OF Brendan Gilligan, GSU  
DH Ryan Gordon, UNCG

### Second Team

P Derrick Hawk, WCU  
P Dennis Dove, GSU  
RP Matt Hamer, CIT  
C Derek Norman, FUR  
1B Todd Buchanan, WCU  
2B Jason Sarvis, UNCG  
SS Wayne Kilmer, WCU  
3B Carlos Love, GSU  
OF Brett Spivey, CofC  
OF Sam Navarro, DAV  
OF Brook Dantzler, CIT  
DH Grant Burruss, GSU

## 2003

### Media

### First Team

P Tom Mastny, FUR  
P Derrick Hawk, WCU  
RP David Mitchell, FUR  
C Matt Lauderdale, CofC  
1B Chip Cannon, CIT  
2B Lee Curtis, CofC  
SS Andy Howdeshell, ETSU  
3B Chris Ard, CIT  
OF Alan Beck, WCU  
OF Rod Goldston, WCU  
OF Brett Spivey, CofC  
DH Ryan Gordon, UNCG



### Second Team

P Jarrett Santos, UNCG  
P Ryan Basner, WCU  
RP Matt Hamer, CIT  
C Derek Norman, FUR  
1B Todd Buchanan, WCU  
2B Jason Sarvis, UNCG  
SS Wayne Kilmer, WCU  
3B Carlos Love, GSU  
OF Brook Dantzler, CIT  
OF Brendan Gilligan, GSU  
OF Brian Casey, WOF  
DH Grant Burruss, GSU

### 2004 Coaches

### First Team

P Ryan Johnson, CofC  
P Jonathan Ellis, CIT  
RP Brett Harker, CofC  
C Caleb Moore, ETSU  
1B Chip Cannon, CIT  
2B Gary Morris, Elon  
SS Andy Howdeshell, ETSU  
3B Jess Easterling, CofC  
OF Byron Barber, CofC  
OF Brett Gardner, CofC  
OF Brandon Long, GSU  
DH Grant Burruss, GSU

### Second Team

P Brian Akin, DAV  
P John Carroll, GSU  
RP Jarrett Santos, UNCG  
C Drew Davis, Elon  
1B Brett Anderson, CofC  
1B Greg Dowling, GSU  
2B Chris Campbell, CofC  
SS Tony Carbone, WOF  
3B Danny Valencia, UNCG  
OF Ryan Gordon, UNCG  
OF Phillip Coker, CofC  
OF Grant Rembert, Elon  
DH David Dufour, WOF

### 2004 Media

### First Team

P Ryan Johnson, CofC  
P Jonathan Ellis, CIT  
RP Brett Harker, CofC  
C Caleb Moore, ETSU  
1B Chip Cannon, CIT  
2B Gary Morris, Elon  
SS Andy Howdeshell, ETSU  
3B Jess Easterling, CofC  
OF Byron Barber, CofC  
OF Brett Gardner, CofC  
OF Brandon Long, GSU  
DH Grant Burruss, GSU

### Second Team

P Brian Akin, DAV  
P Reid Price, CofC  
RP Jay Heafner, DAV  
C Alex Entrekina, DAV  
C Matt Kirkpatrick, CofC  
1B Brett Anderson, CofC  
2B Chris Campbell, CofC  
SS Eli Benefield, DAV  
3B Danny Valencia, UNCG  
OF James Payne, GSU  
OF Josh Stackley, CIT  
OF Grant Rembert, Elon  
DH Chris Price, Elon

### 2005 Coaches

### First Team

P Chris Mason, UNCG  
P Everett Teaford, GSU  
RP Brett Harker, CofC  
C Caleb Moore, ETSU  
1B D.J. Wabick, CofC  
2B Chris Campbell, CofC  
SS Chuck Hargis, ETSU  
3B Jay Heafner, DAV  
OF Brett Gardner, CofC  
OF Jason Hurst, GSU  
OF (tie) James Payne, GSU,  
Philip Coker, CofC  
DH (tie) Blake Church, ETSU  
Brett Anderson, CofC

### Second Team

P Danny Gemma, CofC  
P Jeremy Hall, ETSU  
RP Caleb Moore, ETSU  
C Alex Entrekina, DAV  
1B Evan Erickson, Elon  
2B Nick Crowe, ETSU  
SS A.J. Davidiuk, FUR  
3B Logan Phillips, GSU  
OF Steven Strausbaugh, WCU  
OF Chris Price, Elon  
OF Shane Byrne, ETSU  
DH Taylor Shoop, DAV

### 2005 Media

### First Team

P Danny Gemma, CofC  
P Chris Mason, UNCG  
RP Brett Harker, CofC  
C Caleb Moore, ETSU  
1B D.J. Wabick, CofC  
2B Chris Campbell, CofC  
SS Chuck Hargis, ETSU  
3B Jay Heafner, DAV  
OF Brett Gardner, CofC  
OF Jason Hurst, GSU  
OF Shane Byrne, ETSU  
DH Brett Anderson, CofC

### Second Team

P Reid Price, CofC  
P Everett Teaford, GSU  
RP Caleb Moore, ETSU  
C Alex Entrekina, DAV  
1B Evan Erickson, Elon  
2B Nick Crowe, ETSU  
SS Brad Peisel, ASU  
3B Logan Phillips, GSU  
OF Chris Price, Elon  
OF Phillip Coker, CofC  
OF James Payne, GSU  
DH Blake Church, ETSU

### 2006 Coaches

### First Team

P Nick Chiggies, CofC  
P Everett Teaford, GSU  
RP Josh McLaughlin, CofC  
C Tony Maccani, FUR  
1B Greg Dowling, GSU  
2B Ronnie Shore, DAV  
SS A.J. Davidiuk, FUR  
3B Jonathan Greene, WCU  
OF Chris Swauger, CIT  
OF Chris Price, Elon  
OF (tie) Jermaine Mitchell, UNCG  
Steven Strausbaugh, WCU  
DH Robert Rodebaugh, Elon

### Second Team

P Danny Meszaros, CofC  
P Matt Chastain, Elon  
RP Patrick Currin, UNCG  
C Blake Murphy, WCU  
1B Case Cassidy, FUR  
2B Chris Campbell, CofC  
SS Jay Heafner, DAV  
3B Jess Easterling, CofC  
OF Philip Coker, CofC  
OF Grant Rembert, Elon  
OF Gregory Zage, DAV  
DH Sonny Meade, CIT

### 2006 Media

### First Team

P Nick Chiggies, CofC  
P Everett Teaford, GSU  
RP Josh McLaughlin, CofC  
C Tony Maccani, FUR  
1B Greg Dowling, GSU  
2B Ronnie Shore, DAV  
SS A.J. Davidiuk, FUR  
3B Jess Easterling, CofC  
OF Chris Price, Elon  
OF Jermaine Mitchell, UNCG  
OF Steven Strausbaugh, WCU  
DH Robert Rodebaugh, Elon

### Second Team

P Danny Meszaros, CofC  
P Matt Chastain, Elon  
RP Chad Tilley, Elon  
C Blake Murphy, WCU  
1B Case Cassidy, FUR  
2B Chris Campbell, CofC  
SS Jay Heafner, DAV  
3B Jonathan Greene, WCU  
OF Chris Swauger, CIT  
OF Philip Coker, CofC  
OF Grant Rembert, Elon  
DH Rob Wilson, DAV

### 2007 Coaches

### First Team

P Nick Chiggies, CofC  
P Drew Saberhagen, WCU  
RP Greg Holland, WCU  
C Blake Murphy, WCU  
1B Zach Brown, CIT  
2B Kenny Smith, WCU  
SS Oliver Marmol, CofC  
3B Brandon Waring, WOF  
OF Michael Harrington, CofC  
OF Barrett Shaft, DAV  
OF David Rubinstein, ASU  
DH Rob Wilson, DAV

### Second Team

SP Steven Hensley, Elon  
SP Ryan Falcon, UNCG  
RP A.J. Battisto, GSU  
C Alex Garabedian, CofC  
1B Graham Maiden, CofC  
2B Chris Campbell, CofC  
3B Ben Lasater, CofC  
SS Jason Altenhof, ASU  
OF Chris Swauger, CIT  
OF Steven Strausbaugh, WCU  
OF Sonny Meade, CIT  
DH Richard Jones, CIT

### 2007 Media

### First Team

SP Nick Chiggies, CofC  
SP Drew Saberhagen, WCU  
RP Greg Holland, WCU  
C Blake Murphy, WCU  
1B Zach Brown, CIT  
2B Kenny Smith, WCU  
SS Oliver Marmol, CofC  
3B Brandon Waring, WOF  
OF Jonathan Greene, WCU  
OF Michael Harrington, CofC  
OF David Rubinstein, ASU  
DH Richard Jones, CIT

### Second Team

SP Steven Hensley, Elon  
SP Ryan Falcon, UNCG  
RP Matt Webb, DAV  
C Alex Garabedian, CofC  
1B John Ingram, WCU  
2B Chris Campbell, CofC  
SS Mike Gilmartin, WOF  
3B Ben Lasater, CofC  
OF Steven Strausbaugh, WCU  
OF Mike Economos, GSU  
OF Patrick Irvine, Elon  
DH Rob Wilson, DAV

### 2008 Coaches

### First Team

P Jay Jackson, FUR  
P Steven Hensley, Elon  
RP Thomas Girdwood, Elon  
C Blake Murphy, WCU  
1B Michael Harrington, CofC  
2B Brandon Sizemore, CofC  
SS Jason Altenhof, ASU  
3B Jeremie Tice, CofC  
OF Chris Shehan, GSU  
OF Cory Harillchak, Elon  
OF Chris Swauger, CIT  
DH Ty Wright, GSU

### Second Team

P Greg Martin, UNCG  
P Matt Andress, ASU  
RP Nick Karow, FUR  
C Griffin Benedict, GSU  
1B Ricky Orton, UNCG  
2B Nick Liles, WCU  
SS Michael Gilmartin, WOF  
3B AJ Wirnsberger, GSU  
OF Sonny Meade, CIT  
OF David Rubinstein, ASU  
OF David Richardson, GSU  
OF Gabe Marchant, CofC  
DH Reese Wade, FUR

# ALL-CONFERENCE TEAMS

PREPARING STUDENT-ATHLETES FOR LIFE'S CHALLENGES SINCE 1921



## 2008 Media

### First Team

SP Steven Hensley, Elon  
SP Jay Jackson, FUR  
RP Tom Girdwood, Elon  
C Blake Murphy, WCU  
1B Michael Harrington, CofC  
2B Brandon Sizemore, CofC  
SS Jason Altenhof, ASU  
3B Jeremie Tice, CofC  
OF Chris Shehan, GSU  
OF Cory Harrilchak, Elon  
OF Sonny Meade, CIT  
DH Ty Wright, GSU

### Second Team

SP Mike Tavernier, WCU  
SP Drew Murray, GSU  
RP Nick Karow, FUR  
C Dallas Tarleton, Elon  
1B Ricky Orton, UNCG  
2B Nick Liles, WCU  
SS Mike Hentz, CofC  
3B Bennett Davis, Elon  
OF Chris Swauger, CIT  
OF David Rubinstein, ASU  
OF Gabe Marchant, CofC  
DH Reese Wade, FUR

## 2009 Coaches

### First Team

P Wes Wrenn, CIT  
P Chris Mederos, GSU  
RP Zach Quate, ASU  
RP Thomas Girdwood, Elon  
C Richard Jones, CIT  
1B Chris McGuinness, CIT  
2B Brandon Sizemore, CofC  
SS Brent Greer, WCU  
3B Joey Bergman, CofC  
OF Sonny Meade, CIT  
OF Pat Irvine, Elon  
OF Cory Harrilchak, Elon  
DH Ryan Daniels, CofC

### Second Team

P Jesse Simpson, CofC  
P Jimmy Reyes, Elon  
RP Drew Mahaffey, CIT  
C Griffin Benedict, GSU  
1B Joash Brodin, CofC  
2B Wes Hobson, ASU  
SS Michael Gilmartin, WOF  
3B Chase Austin, Elon  
OF Matt Mansilla, CofC  
OF Clay McCord, CofC  
OF Rand Smith, ASU  
DH Danny Weiss, DAV

## 2009 Media

### First Team

P Wes Wrenn, CIT  
P Chris Mederos, GSU  
RP Zach Quate, ASU  
C Griffin Benedict, GSU  
1B Chris McGuinness, CIT  
2B Brandon Sizemore, CofC  
SS Brent Greer, WCU  
3B Joey Bergman, CofC  
OF Pat Irvine, Elon  
OF Sonny Meade, CIT  
OF Matt Mansilla, CofC  
DH Ryan Daniels, CofC

### Second Team

P Jesse Simpson, CofC  
P Jimmy Reyes, Elon  
RP Thomas Girdwood, Elon  
C Richard Jones, CIT  
1B Joash Brodin, CofC  
2B Wes Hobson, ASU  
SS Michael Gilmartin, WOF  
3B Isaac Harrow, ASU  
OF Cory Harrilchak, Elon  
OF Clay McCord, CofC  
OF Rand Smith, ASU  
DH Danny Weiss, DAV

## 2010 Coaches

### First Team

SP Asher Wojciechowski, CIT  
SP Jimmy Reyes, Elon  
RP Chris Patterson, ASU  
C Mike Melillo, Elon  
1B Kyle Blackburn, GSU  
2B Wes Hobson, ASU  
SS Neal Pritchard, Elon  
3B Matt Leeds, CofC  
OF Chris Swauger, CIT  
OF David Schulze, SAM  
OF Jose Rodriguez, CofC  
DH Mac Doyle, WOF

### Second Team

SP Matt Benedict, WCU  
SP Kevin Decker, CofC  
RP Lex Rutledge, SAM  
C Rob Kral, CofC  
1B Greg Blake, CofC  
2B Bryan Altman, CIT  
SS Eric Phillips, GSU  
3B Kyle Behrendt, WOF  
OF Shawn Payne, GSU  
OF Matt Hinson, Elon  
OF Nick Orvin, CIT  
OF Wayne Miller, SAM  
DH Jerod Faggart, ASU

## 2010 Media

### First Team

SP Asher Wojciechowski, CIT  
SP Jimmy Reyes, Elon  
RP Chris Patterson, ASU  
C Rob Kral, CofC  
1B Kyle Blackburn, GSU  
2B Wes Hobson, ASU  
SS Neal Pritchard, Elon  
3B Matt Leeds, CofC  
OF David Schulze, SAM  
OF Cole Rakar, CofC  
OF Jose Rodriguez, CofC  
DH Mac Doyle, WOF

### Second Team

SP Kevin Decker, CofC  
SP Matt Benedict, WCU  
RP Lex Rutledge, SAM  
C Mike Melillo, Elon  
1B Greg Blake, CofC  
2B Bryan Altman, CIT  
SS Eric Phillips, GSU  
3B Kyle Behrendt, WOF  
OF Matt Hinson, Elon  
OF Shawn Payne, GSU  
OF Trevor Collias, WCU  
DH Jerod Faggart, ASU

## 2011 Coaches

### First Team

SP Josh Renfro, CofC  
SP Andy Moye, GSU  
SP Warren Slack, UNCG  
RP Matt Murray, GSU  
C Trevor Edwards, UNCG  
1B Saxon Butler, SAM  
2B Ross Heffley, WCU  
SS Eric Phillips, GSU  
3B Matt Leeds, CofC  
OF Daniel Aldrich, CofC  
OF Nick Orvin, CIT  
OF Victor Roache, GSU  
DH Stephen Notaro, WCU

### Second Team

SP Christian Powell, CofC  
SP Kyle Putkonen, SAM  
RP Andrew Jones, SAM  
C Rob Kral, CofC  
1B Aaron Thompkins, FUR  
2B Sebastian Gomez, Elon  
SS Neal Pritchard, Elon  
3B Austin Schultz, WCU  
OF Shawn Payne, GSU  
OF Phillip Ervin, SAM  
OF Brandon Miller, SAM  
DH Mac Doyle, WOF

## 2011 Media

### First Team

SP Josh Renfro, CofC  
SP Andy Moye, GSU  
RP John Brebbia, Elon  
C Rob Kral, CofC  
1B Saxon Butler, SAM  
2B Ross Heffley, WCU  
SS Eric Phillips, GSU  
3B Matt Leeds, CofC  
OF Daniel Aldrich, CofC  
OF Victor Roach, GSU  
OF Phillip Ervin, SAM  
DH Stephen Notaro, WCU

### Second Team

SP Ryan Arrowood, ASU  
SP Christian Powell, CofC  
RP Matt Murray, GSU  
C Trevor Edwards, UNCG  
1B Aaron Thompkins, FUR  
2B Sebastian Gomez, Elon  
SS Neal Pritchard, Elon  
3B Austin Schultz, WCU  
OF Jack Myers, ASU  
OF Nick Orvin, CIT  
OF Shawn Payne, GSU  
DH Mac Doyle, WOF



UNCG catcher Trevor Edwards (above, left) and Samford first baseman Saxon Butler were first-team all-conference selections in 2011.



### 1990

P Richard Shirer, CIT  
C Gettys Glaze, CIT  
1B Brad Niethammer, ASU  
2B Grant Brittain, WCU  
SS Dave Piepenbrink, Marshall  
3B Doug Jones, ASU  
OF Billy Baker, CIT (MVP)  
OF Chris Stone, FUR  
OF Rodney Tesh, WCU  
DH Mike Hilton, WCU

### 1991

P Jack Kimel, WCU  
C Brent Williams, FUR (MVP)  
1B Rodney Tesh, WCU  
2B John Key, ASU  
SS Nathan Dunn, ETSU  
3B Matt Raleigh, WCU  
OF Kevin Bellomo, WCU  
OF Joey Cox, WCU  
OF Scott Waugh, ASU  
DH Dallas Rhinehart, ETSU

### 1992

P Jim Carragher, GSU  
C Mike Darnell, GSU  
1B Bryan Wiggins, GSU  
2B Doug Eder, GSU  
SS Chris Petersen, GSU  
3B Eric Whitson, WCU  
OF Joey Cox, WCU (MVP)  
OF Scott Lyman, WCU  
OF Mike Miller, GSU  
DH Gettys Glaze, CIT

### 1993

P Jason Beverlin, WCU  
C Roy Hurst, WCU  
1B Chris Lemonis, CIT  
2B Matt Wilson, GSU  
SS David Groseclose, VMI  
3B Louie Napoleon, VMI  
OF Rob Doherty, WCU  
OF Dale Sistare, CIT  
OF Mike Tidick, WCU  
DH Phillip Grundy, WCU (MVP)

### 1994

P Britt Reames, CIT  
C Brett Boretti, Davidson  
1B Marc Striker, WCU  
2B John Connolly, WCU  
SS Jermaine Shuler, CIT (MVP)  
3B Bo Betchman, CIT  
OF Garrick Haltiwanger, CIT  
OF Mike Tidick, WCU  
OF Louie Napoleon, VMI  
DH Donald Morillo, CIT

### 1995

P Britt Reames, CIT  
C James Lyons, ETSU  
1B Tommy Peterman, GSU  
2B David Beckley, CIT  
SS Tyson Whitley, GSU  
3B Eric Whitson, WCU  
OF Len Hart, ETSU  
OF Dale Sistare, CIT  
OF Garrick Haltiwanger, CIT  
DH Ryan Glynn, VMI  
P Donald Morillo, CIT (MVP)

### 1996

P Clint Sauls, GSU  
C Steve Wilson, GSU  
1B Nate Shepperson, VMI  
2B Donnie Coe, GSU  
SS Terrance Smalls, CIT  
3B Bo Betchman, CIT  
OF Jon Placko, FUR  
OF Mark Hamlin, GSU (MVP)  
OF Antoine Moran, GSU  
DH Britt Phelps, ETSU

### 1997

P David Noyce, FUR  
C J.P. Burwell, WCU (MVP)  
1B Ryan Butler, CIT  
2B Jeff Sziksai, WCU  
SS Eric Boehmer, FUR  
3B Dan Martz, FUR  
OF Rodney Hancock, CIT  
OF Jody Wade, FUR  
OF Brandon Holler, FUR  
DH Tyson Whitley, GSU

### 1998

P Brian Rogers, CIT (MVP)  
C Jay Morgan, CIT  
1B Philip Hartig, CIT  
2B Dominic Pattie, UNCG  
SS Terrence Smalls, CIT  
3B Aaron Haigler, CIT  
OF Kevin Durham, CIT  
OF Eric Johnson, WCU  
OF Kenny Vawter, UNCG  
DH Lance Surridge, UNCG

### 1999

P Rodney Hancock, CIT (MVP)  
C Ronny Marmol, CofC  
1B Philip Hartig, CIT  
2B Tavy Smalls, CIT  
SS Michael Harris, CIT  
3B Charlie Wands, WCU  
OF Eric Johnson, WCU  
OF Rusty Swackhamer, ETSU  
OF Josh Edgeworth, CofC  
DH Morgan Frazier, WCU

### 2000

P Corey Etheridge, FUR  
C Ed Sparks, ETSU  
1B Chris Behne, ASU  
2B Matt Easterday, GSU (MVP)  
SS Danny Rueckel, FUR  
3B Cole Hubka, FUR  
OF J.R. Revere, GSU  
OF Clint Hill, FUR  
OF Josh Edgeworth, CofC  
DH Ryan Presnell, FUR

### 2001

P Ted Toler, UNCG  
P Randy Corn, CIT (MVP)  
C Brendon Gilligan, GSU  
1B Andy Baxter, ETSU  
2B Shane Schumaker, UNCG  
SS Jemel Spearman, GSU  
3B Dallas McPherson, CIT  
OF Jasha Balcom, CofC  
OF Nathan Copeland, ETSU  
OF Brook Dantzer, CIT  
OF Chris Cook, UNCG  
DH Chris Mittendorf, UNCG

### 2002

P Brett Lewis, GSU (MVP)  
C Matt Lauderdale, CofC  
1B Carlos Love, GSU  
2B Jack Arroyo, CofC  
SS Jemel Spearman, GSU  
3B Lee Curtis, CofC  
OF Craig Caudill, FUR  
OF J.R. Revere, GSU  
OF Kirk Strebin, UNCG  
OF Brett Anderson, CofC  
OF Matt Herring, GSU  
DH Coogie Freedman, FUR

### 2003

P Ryan Basner, WCU  
C A.J. Zickgraf, GSU  
1B Jon Wade, VMI  
2B Brandon Burnsed, GSU  
SS Lee Curtis, CofC  
3B Chris Davis, WCU  
OF Ryan Gordon, UNCG  
OF Brandon Long, GSU  
OF Matt Nelson, WCU  
DH Brian Sigmon, WCU (MVP)

### 2004

P Jonathan Ellis, CIT (MVP)  
C Brian Sigmon, WCU  
1B Chip Cannon, CIT  
2B Jon Aughey, CIT  
SS Chris Davis, WCU  
3B Chris Ard, CIT  
OF Denver Edick, WCU  
OF Matt Covington, CIT  
OF Byron Barber, CofC  
OF Andy Phillips, CIT  
DH Mark Egleton, CIT

### 2005

P Nick Hollstegge, FUR (MVP)  
C Flint Wipke, GSU  
1B Case Cassidy, FUR  
2B Chris Campbell, CofC  
SS Matt Matulia, CIT  
3B Matthew Betsill, FUR  
OF Brett Gardner, CofC  
OF James Payne, GSU  
OF Brent Stephens, GSU  
DH Sam McLain, FUR

### 2006

P Nick Chigges, CofC (co-MVP)  
C Alex Garabedian, CofC  
1B Trey Daniel, WCU  
2B Chris Campbell, CofC  
SS Jess Easterling, CofC (co-MVP)  
3B Adam Weaver, Elon  
OF Chris Swauger, CIT  
OF Larry Cobb, CofC  
OF Chris Price, Elon  
DH Sonny Meade, CIT

### 2007

P Ben Austin, Wofford  
C Richard Jones, CIT  
1B Zach Brown, CIT  
2B Eric Strukie, Wofford  
SS Mike Gilmartin, Wofford  
3B Brandon Waring, Wofford (MVP)  
OF Pat Irvine, Elon  
OF Sean Snell, UNCG  
OF Chris Swauger, CIT  
DH Andrew Franco, ASU

### 2008

P Mike Lynn, CofC  
C Dallas Tarleton, Elon  
1B Jay Jackson, FUR  
2B Tim Carrier, UNCG  
SS Chase Austin, Elon  
3B Bennett Davis, Elon  
OF Stuart Haywood, CofC  
OF Chris Shehan, GSU  
OF Cory Harrilchak, Elon (MVP)  
DH Greg Feltes, UNCG

### 2009

SP Asher Wojciechowski, CIT  
SP Chris Mederos, GSU  
RP Thomas Girdwood, Elon  
C Richard Jones, CIT  
1B David Towarnicky, ASU  
2B Marcus Rose, FUR  
SS Brent Greer, WCU  
3B Chase Austin, Elon  
OF Sonny Meade, CIT  
OF Pat Irvine, Elon  
OF Ty Wright, GSU  
DH Kyle Blackburn, GSU (MVP)

### 2010

SP Asher Wojciechowski, CIT  
SP Jimmy Reyes, Elon  
RP Brandon Johnson, WCU  
C Ollie Goulder, WCU  
1B Justin Mackert, CIT (MVP)  
2B Wes Hobson, ASU  
SS Jamie Holler, CofC  
3B Hector Crespo, ASU  
OF Chris Alessandria, ASU  
OF William Ladd, CIT  
OF Matt Johns, Western Carolina  
DH Brad Felder, CIT

### 2011

SP Chris Beck, GSU (MVP)  
SP Seth Grant, ASU  
RP Andrew Jones, SAM  
C Tom Richardson, GSU  
1B Marty Gantt, CofC  
2B Michael Johnson, SAM  
SS Eric Phillips, GSU  
3B Alex Abrams, FUR  
OF Tyler Zupcic, ASU  
OF Cole Rakar, CofC  
OF Phillip Ervin, SAM  
DH Michael Burruss, GSU

## SoCon COACHES AWARDS

### SoCon Player of the Year

1972	Reggie Dunnivant, Richmond
1973	Steve Arrington, The Citadel
1974	Mike Ramsey, Appalachian State
1975	George Weicker, Davidson
1976	Richard Wieters, The Citadel
1977	Richard Wieters, The Citadel
1978	Wayne Tolleson, Western Carolina
1979	Randy Ingle, Appalachian State
1980	Gary Robinette, East Tennessee State
1981	Mel Kinsey, Western Carolina
1982	Bill White, The Citadel
1983	Mike Cherry, The Citadel
1984	Tony Welborn, Appalachian State
1985	Scott Gay, Western Carolina
1986	Len Stratton, Appalachian State
1987	Clint Fairey, Western Carolina
1988	Clint Fairey, Western Carolina
1989	Clint Fairey, Western Carolina and Scott Waugh, Appalachian State
1990	Grant Brittain, Western Carolina
1991	Kevin Bellomo, Western Carolina
1992	Matt Raleigh, Western Carolina
1993	Todd Greene, Georgia Southern
1994	Mike Tidick, Western Carolina
1995	Steve Wilson, Georgia Southern
1996	Tommy Peterman, Georgia Southern
1997	Alex Tolbert, Western Carolina
1998	Martin Barrow, Western Carolina
1999	Chris Moore, Western Carolina
2000	Matt Easterday, Georgia Southern
2001	Philip Hartig, The Citadel
2002	Lee Curtis, College of Charleston
2003	Alan Beck, Western Carolina
2004	Caleb Moore, East Tennessee State
2005	Jay Heafner, Davidson
2006	A.J. Davidiuk, Furman
2007	Kenny Smith, Western Carolina
2008	Jeremie Tice, College of Charleston
2009	Joey Bergman, College of Charleston
	Chase Austin, Elon
2010	Matt Leeds, College of Charleston
2011	Victor Roache, Georgia Southern

### SoCon Pitcher of the Year

1989	Pete Palmer, Appalachian State
1990	Ken Britt, The Citadel
1991	Will Ertel, Furman
1992	Gettys Glaze, The Citadel

1993	Paul Thornton, Georgia Southern
1994	Jason Beverlin, Western Carolina
1995	William Rushing, Georgia Southern
1996	Julio Ayala, Georgia Southern
1997	Tod Lee, Georgia Southern
1998	Mark DiFelice, Western Carolina
1999	Brian Wiley, The Citadel
2000	David Ray, Georgia Southern
2001	Eric Talbert, The Citadel
2002	Randy Corn, The Citadel
2003	Tom Mastny, Furman
2004	Ryan Johnson, College of Charleston
2005	Brett Harker, College of Charleston
2006	Nick Chigges, College of Charleston
2007	Nick Chigges, College of Charleston
2008	Steven Hensley, Elon
2009	Wes Wrenn, The Citadel
2010	Asher Wojciechowski, The Citadel
2011	Matt Murray, Georgia Southern

### SoCon Freshman of the Year

1980	John Marshall, Davidson
1981	Jeff Montgomery, Marshall
1982	Jack Cheek-Fagan, Furman and Mike Lamore, VMI
1983	Brian Tebo, Western Carolina
1984	Fred Hailey, Western Carolina
1985	Bill Masse, Davidson
1986	Will Edwards, East Tennessee State
1987	Jim Piekutowski, Furman
1988	Scott Waugh, Appalachian State
1989	Gettys Glaze, The Citadel
	Johnny McCraw, Appalachian State and Matt Raleigh, Western Carolina
1990	Rob Doherty, Western Carolina
1991	Phillip Grundy, Western Carolina
1992	Shane Spears, Furman
1993	Kenny Osborne, Appalachian State
1994	Tommy Peterman, Georgia Southern
1995	Tod Lee, Georgia Southern
1996	David Noyce, Furman
1997	Rodney Hancock, The Citadel
1998	Philip Hartig, The Citadel
1999	Brett Lewis, Georgia Southern
2000	Ryan Gordon, UNCG
2001	Derek Norman, Furman
2002	Matt Lein, Wofford
2003	Kelly Sweppenhiser, VMI
2004	Chris Campbell, College of Charleston

2005	Steven Strausbaugh, Western Carolina
2006	Steven Hensley, Elon
2007	Richard Jones, The Citadel
2008	Thomas Girdwood, Elon
2009	Ross Heffley, Western Carolina
2010	Will Muzika, Furman
2011	Daniel Aldrich, College of Charleston

### SoCon Coach of the Year

1972	Chuck Boone, Richmond
1975	Chal Port, The Citadel
1976	Tom Wall, Furman
1977	Monte Little, East Carolina
1978	Jack Cook, Marshall
1979	Chal Port, The Citadel
1980	Charley Lodes, East Tennessee State
1981	Bill Hayward, Western Carolina
1982	Chal Port, The Citadel and Donny White, VMI
1983	Chal Port, The Citadel
1984	Jim Morris, Appalachian State
1985	George Greer, Davidson
1986	Harold Stout, East Tennessee State
1987	Jack Leggett, Western Carolina
1988	Paul Maini, VMI
1989	Jack Cook, Marshall
1990	Chal Port, The Citadel
1991	Chal Port, The Citadel
1992	Keith LeClair, Western Carolina
1993	Jack Stallings, Georgia Southern
1994	Keith LeClair, Western Carolina
1995	Fred Jordan, The Citadel
1996	Jack Stallings, Georgia Southern
1997	Keith LeClair, Western Carolina
1998	Mike Gaski, UNCG
1999	Fred Jordan, The Citadel
2000	Rodney Hennon, Georgia Southern
2001	Rodney Hennon, Georgia Southern
2002	Todd Raleigh, Western Carolina
2003	Tom Slater, VMI
2004	John Pawlowski, College of Charleston
2005	John Pawlowski, College of Charleston
2006	Mike Kennedy, Elon
2007	John Pawlowski, College of Charleston
2008	Mike Kennedy, Elon
2009	Mike Kennedy, Elon
2010	Fred Jordan, The Citadel
2011	Mike Gaski, UNCG

## SoCon MEDIA AWARDS

### SoCon Player of the Year

2002	Donovan Minero, Western Carolina
2003	Lee Curtis, College of Charleston
2004	Caleb Moore, East Tennessee State
2005	Jay Heafner, Davidson
2006	A.J. Davidiuk, Furman
2007	Kenny Smith, Western Carolina
2008	Chris Shehan, Georgia Southern
2009	Joey Bergman, College of Charleston
2010	Matt Leeds, College of Charleston
2011	Victor Roache, Georgia Southern

### SoCon Pitcher of the Year

2002	Scooter Michael, UNCG
2003	Tom Mastny, Furman
2004	Ryan Johnson, College of Charleston
	Jonathan Ellis, The Citadel
2005	Chris Mason, UNCG
2006	Nick Chigges, College of Charleston
2007	Nick Chigges, College of Charleston
2008	Steven Hensley, Elon
2009	Wes Wrenn, The Citadel
2010	Asher Wojciechowski, The Citadel
2011	John Brebbia, Elon

### SoCon Freshman of the Year

2002	Matt Lein, Wofford
2003	Trent Weathers, The Citadel
2004	Danny Valencia, UNCG
2005	Steven Strausbaugh, Western Carolina
2006	Steven Hensley, Elon
2007	Richard Jones, The Citadel
2008	Reese Wade, Furman
2009	Ross Heffley, Western Carolina
2010	Will Muzika, Furman
2011	Daniel Aldrich, College of Charleston

### SoCon Coach of the Year

2002	Fred Jordan, The Citadel
2003	Tom Slater, VMI
2004	John Pawlowski, College of Charleston
2005	John Pawlowski, College of Charleston
2006	Mike Kennedy, Elon
2007	Todd Raleigh, Western Carolina
2008	Mike Kennedy, Elon
2009	Mike Kennedy, Elon
2010	Fred Jordan, The Citadel
2011	Mike Gaski, UNCG

### SoCon Tournament MVPs

1984	Rusty Weaver, Appalachian State
1985	Mike Carson, Western Carolina
1986	David Hyatt, Western Carolina
1987	Clint Fairey, Western Carolina
1988	Keith LeClair, Western Carolina
1989	Paul Menhart, Western Carolina
1990	Billy Baker, The Citadel
1991	Brent Williams, Furman
1992	Joey Cox, Western Carolina
1993	Phillip Grundy, Western Carolina
1994	Jermaine Shuler, The Citadel
1995	Donald Morillo, The Citadel
1996	Mark Hamlin, Georgia Southern
1997	JP Burwell, Western Carolina
1998	Brian Rogers, The Citadel
1999	Rodney Hancock, The Citadel
2000	Matt Easterday, Georgia Southern
2001	Randy Corn, The Citadel
2002	Brett Lewis, Georgia Southern
2003	Brian Sigmon, Western Carolina
2004	Jonathan Ellis, The Citadel
2005	Nick Hollstegge, Furman
2006	Nick Chigges, Coll. of Charleston and Jess Easterling, Coll. of Charleston
	Brandon Waring, Wofford
2007	Cory Harrilchak, Elon
2008	Kyle Blackburn, Georgia Southern
2009	Justin Mackert, The Citadel
2010	Justin Mackert, The Citadel
2011	Chris Beck, Georgia Southern



### Academic All-Americans

(Current Schools Only)

1971	John Campbell, Furman (OF), 2nd
1979	Gary Robinette, East Tennessee St. (3B), 1st
1980	Gary Robinette, East Tennessee St. (3B), 1st
1980	John Porter, Davidson (OF), 1st
1981	John Porter, Davidson (OF), 1st
1983	David Hill, Western Carolina (OF), 1st
1983	Greg Johnson, Western Carolina (C), 1st
1984	Jamie Harris, Appalachian St. (2B), 1st
1986	David Hyatt, Western Carolina (1B), 3rd
1992	Rodney Hennon, Western Carolina (2B), 1st
1992	Rob Goecker, Furman (SS), 2nd
1992	Jack Kimel, Western Carolina (P), 2nd
1993	Rodney Hennon, Western Carolina (2B), 2nd
1999	Joey Foxhall, College of Charleston (IF), 1st
1999	Brian Wiley, The Citadel (P), 2nd
1999	Travis Howell, College of Charleston (OF), 2nd
2000	Wes Self, Davidson (P), 2nd
2000	Ben Brown, Davidson (IF), 2nd
2001	Wes Self, Davidson (P), 3rd
2002	Ryan Schade, Western Carolina (SS), 1st
2002	Randy Corn, The Citadel (P), 1st
2002	Tim Friend, Davidson (OF), 3rd
2003	Jon Stallsmith, Furman (P), 1st
2004	David Dufour, Wofford (DH), 1st
2004	Gary Morris, Elon (2B), 2nd
2004	Phillip Coker, College of Charleston (C), 2nd
2004	Brett Anderson, College of Charleston (1B), 2nd
2005	Phillip Coker, College of Charleston (OF), 1st
2005	Brett Anderson, College of Charleston (DH), 1st
2006	Phillip Coker, College of Charleston (OF), 1st
2006	Patrick Currin, UNC Greensboro (P), 2nd
2007	Chris Swauger, The Citadel (OF), 3rd
2008	Chris Swauger, The Citadel (OF), 2nd
2009	Chris McGuiness, The Citadel (INF), 1st
2009	Sonny Meade, The Citadel (OF), 1st
2009	David Towarnicky, Appalachian State (INF), 3rd
2010	David Towarnicky, Appalachian State (1B), 1st
2011	Matt Leeds, College of Charleston (INF), 1st

### ABCA All-Americans

(2nd and 3rd Team listed for current schools only)

1949	Charles Teague, Wake Forest (2B), 1st
1949	Gene Hooks, Wake Forest (3B), 1st
1950	Charles Teague, Wake Forest (2B), 1st
1951	Dick Groat, Duke (SS), 1st
1952	William Werber, Duke (1B), 1st
1952	Dick Groat, Duke (SS), 1st
1961	Edward Tekavec, West Virginia (3B), 1st
1963	Bobby Stewart, Richmond (OF), 1st
1964	Bill Marovic, West Virginia (OF), 1st
1975	Mike Ramsey, Appalachian St. (SS), 1st
1975	George Weicker, Davidson (DH), 1st
1977	Keith Ebersole, Western Carolina (1B), 3rd
1979	Randy Ingle, Appalachian St. (SS), 1st
1982	Kirk Bailey, Appalachian St. (P), 1st
1984	Pete Hardee, Appalachian St. (P), 3rd
1987	Bill Masse, Davidson (OF), 2nd
1987	Clint Fairey, Western Carolina (1B), 3rd
1988	Darron Healey, Appalachian St. (DH), 2nd
1990	Grant Brittain, Western Carolina (2B), 1st
1990	Anthony Jenkins, The Citadel (OF), 1st
1991	Kevin Bellomo, Western Carolina (OF), 2nd
1992	Todd Greene, Georgia Southern (OF), 1st
1993	Paul Thornton, Georgia Southern (P), 2nd
1993	Todd Greene, Georgia Southern (OF), 1st
1993	Phillip Grundy, Western Carolina (3B), 2nd
1994	Jason Beverlin, Western Carolina (P), 2nd
1995	Steve Wilson, Georgia Southern (C), 2nd
1997	Tod Lee, Georgia Southern (P), 2nd
2005	Chris Campbell, College of Charleston (2B), 1st
2005	Brett Gardner, College of Charleston (OF), 1st
2007	Rob Wilson, Davidson (DH)
2007	Michael Harrington, College of Charleston (OF), 2nd
2007	Nick Chigges, College of Charleston (P), 2nd
2007	Ben Lasater, College of Charleston (INF), 2nd

2008	Chris Shehan, Georgia Southern (OF), 1st
2008	Jeremie Tice, College of Charleston (3B), 2nd
2008	Ty Wright, Georgia Southern (DH), 2nd
2009	Chase Austin, Elon (SS), 3rd
2009	Joey Bergman, College of Charleston (3B), 3rd
2010	Mac Doyle, Wofford (DH), 2nd
2010	Asher Wojciechowski, The Citadel (RHP), 3rd
2010	Matt Leeds, College of Charleston (3B), 3rd
2011	Victor Roache, Georgia Southern (OF), 1st
2011	Daniel Aldrich, College of Charleston (OF), 3rd

### ABCA All-Atlantic Region

(Current Schools Only)

1973	Mike Ramsey, Appalachian St. (SS), 1st
1973	Steve Anspaugh, Appalachian St. (P), 2nd
1974	Mike Ramsey, Appalachian St. (SS), 1st
1974	Butch Dziadul, Appalachian St. (3B), 3rd
1975	Mike Ramsey, Appalachian St. (SS), 1st
1976	Randy Ingram, Appalachian St. (3B), 2nd
1977	Keith Ebersole, Western Carolina (1B), 1st
1977	Jerry Reed, Western Carolina (P), 2nd
1977	Wayne Tolleson, Western Carolina (SS), 2nd
1977	Ron Brower, Appalachian St. (1B), 3rd
1977	Chris Plemmons, Appalachian St. (2B), 3rd
1977	Randy Ingram, Appalachian St. (3B), 1st
1978	Wayne Tolleson, Western Carolina (SS), 1st
1978	Keith Ebersole, Western Carolina (1B), 2nd
1978	Joey Moffitt, Appalachian St. (OF), 2nd
1978	Chris Plemmons, Appalachian St. (2B), 2nd
1978	Randy Ingram, Appalachian St. (3B), 1st
1978	Ron Brower, Appalachian St. (1B), 2nd
1979	Randy Ingle, Appalachian St. (SS), 1st
1980	Willie Carpenter, Western Carolina (OF), 1st
1980	Joey Moffitt, Appalachian St. (OF), 2nd
1980	Mike Hobbs, Appalachian St. (OF), 3rd
1981	Tom Sams, Appalachian St. (2B), 2nd
1981	Robbie Peele, Appalachian St. (OF), 3rd
1982	Kirk Bailey, Appalachian St. (P), 1st
1983	Robbie Peele, Appalachian St. (OF), 3rd
1984	Pete Hardee, Appalachian St. (P), 1st
1984	Tony Welborn, Appalachian St. (OF), 3rd
1986	Eddy Halleman, Furman (OF), 1st
1986	Pat Riley, Western Carolina (C), 2nd
1986	Lenny Stratton, Appalachian St. (P), 1st
1987	Clint Fairey, Western Carolina (1B), 1st
1988	Darron Healey, Appalachian St. (DH), 1st
1989	Clint Fairey, Western Carolina (1B), 1st
1989	Garrett Hinshaw, Appalachian St. (OF), 1st
1990	Grant Brittain, Western Carolina (2B), 1st
1990	Ken Britt, The Citadel (P), 1st
1990	Anthony Jenkins, The Citadel (OF), 1st
1991	Kevin Bellomo, Western Carolina (OF), 1st
1991	Will Ertel, Furman (P), 1st
1991	Phillip Grundy, Western Carolina (3B), 2nd
1991	Matt Raleigh, Western Carolina (SS), 2nd
1992	Joey Cox, Western Carolina (OF), 1st
1992	Todd Greene, Georgia Southern (OF), 1st
1992	Matt Raleigh, Western Carolina (SS), 1st
1992	Dan Kyslinger, Western Carolina (P), 2nd
1992	Gettys Glaze, The Citadel (P), 1st
1993	Phillip Grundy, Western Carolina (3B), 1st
1993	Jason Beverlin, Western Carolina (P), 2nd
1993	Paul Thornton, Georgia Southern (P), 1st
1993	Todd Greene, Georgia Southern (OF), 1st
1994	Jason Beverlin, Western Carolina (P), 1st
1994	Mike Manning, Western Carolina (P), 2nd
1994	Mike Tidick, Western Carolina (OF), 2nd
1994	Matt Wilson, Georgia Southern (2B), 2nd
1995	Jody Henson, Western Carolina (OF), 1st
1995	Steve Wilson, Georgia Southern (C), 1st
1995	Donald Morillo, The Citadel (P), 1st
1995	Britt Reames, The Citadel (P), 1st
1995	Garrick Haltiwanger, The Citadel (OF), 1st
1996	Tod Lee, Georgia Southern (P), 1st
1996	Tommy Peterman, Georgia Southern (1B), 1st
1996	Julio Ayala, Georgia Southern (P), 2nd
1996	Alex Tolbert, Western Carolina (1B), 2nd

1996	Antoine Moran, Georgia Southern (OF), 2nd
1997	Tod Lee, Georgia Southern (P), 1st
1997	Alex Tolbert, Western Carolina (1B), 1st
1997	Ryan Butler, The Citadel (1B), 2nd
1997	Jeremy Bruce, Western Carolina (3B), 2nd
1997	J.P. Burwell, Western Carolina (C), 2nd
1997	Steve Walson, Georgia Southern (DH), 2nd
1998	Mike DeSimone, Davidson (DH), 2nd
1999	Jody Pollock, Georgia Southern (2B), 2nd
2002	Brett Spivey, College of Charleston (OF), 2nd
2004	Jared Greenwood, Western Carolina (1B), 1st
2004	Gary Morris, Elon (2B), 2nd
2005	Chris Campbell, College of Charleston (2B), 1st
2005	Brett Gardner, College of Charleston (OF), 1st
2005	James Payne, Georgia Southern (OF), 2nd
2005	Steven Strausbaugh, Western Carolina (OF), 2nd
2005	Brett Harker, College of Charleston (RP), 2nd
2006	Robert Rodebaugh, Elon, 1st
2006	A.J. Davidiuk, Furman, 1st
2006	Steven Strausbaugh, Western Carolina, 1st
2006	Nick Chigges, College of Charleston, 1st
2006	Brandon Waring (3B), Wofford, 1st
2007	Michael Harrington, College of Charleston (OF), 1st
2007	Nick Chigges, College of Charleston (P), 1st
2007	Kenny Smith, Western Carolina (2B), 2nd
2007	Ben Lasater, College of Charleston (3B), 2nd
2007	Rob Wilson, Davidson (DH), 2nd
2008	Jeremie Tice, College of Charleston (3B), 1st
2008	Chris Shehan, Georgia Southern (OF), 1st
2008	Ty Wright, Georgia Southern (DH/Utility), 1st
2008	Cory Harilchak, Elon (OF), 2nd
2008	Steven Hensley, Elon (P), 2nd
2009	Richard Jones, The Citadel (C), 1st
2009	Joey Bergman, College of Charleston (3B), 1st
2009	Chase Austin, Elon (SS), 1st
2009	Pat Irvine, Elon (OF), 1st
2009	Griffin Benedict, Georgia Southern (C), 2nd
2009	Brandon Sizemore, College of Charleston (2B), 2nd
2009	Isaac Harrow, Appalachian State (3B), 2nd
2009	Brent Greer, Western Carolina (SS), 2nd
2009	Chris Mederos, Georgia Southern (SP), 2nd
2009	Zach Quate, Appalachian State (RP), 2nd
2010	Matt Leeds, College of Charleston (3B), 1st
2010	Mac Doyle, Wofford (DH), 1st
2010	Asher Wojciechowski, The Citadel (SP), 1st
2010	Kyle Blackburn, Georgia Southern (1B), 2nd
2010	Wes Hobson, Appalachian State (2B), 2nd
2010	Chris Patterson, Appalachian State (RP), 2nd
2011	Daniel Aldrich, College of Charleston (OF), 1st
2011	Victor Roache, Georgia Southern (OF), 1st
2011	Ross Heffley, Western Carolina (2B), 2nd
2011	Matt Leeds, College of Charleston (2B), 2nd
2011	Matt Murray, Georgia Southern (RP), 2nd

### ABCA Atlantic Region Coach of the Year

(Current Schools Only)

1987	Jack Leggett, Western Carolina
------	--------------------------------

### Baseball America All-Americans

(Current Schools Only)

1983	Mike Cherry, The Citadel (P), 1st
1984	Pete Hardee, Appalachian St. (P), 3rd
1988	Darron Healey, Appalachian St. (DH), 2nd
1993	Todd Greene, Georgia Southern (OF), 3rd
1994	Jason Beverlin, Western Carolina (P), 2nd
1996	Julio Ayala, Georgia Southern (P), 3rd
2005	Chris Campbell, College of Charleston (2B), 2nd
2005	Brett Gardner, College of Charleston (OF), 3rd
2007	Brandon Waring, Wofford (3B), 2nd
2008	Chris Shehan, Georgia Southern (OF), 1st
2010	Asher Wojciechowski, The Citadel (SP), 3rd
2011	Victor Roache, Georgia Southern (OF), 1st
2011	Matt Leeds, College of Charleston (3B), 3rd
2011	Daniel Aldrich, College of Charleston (OF), 3rd

## Baseball America Freshman All-Americans

1994	Tommy Peterman, Georgia Southern (DH), 1st
1996	David Noyce, Furman (P), 2nd
1997	Rodney Hancock, The Citadel (UT/P), 2nd
2000	Ryan Gordon, UNC Greensboro (UT), 2nd
2004	Chris Campbell, College of Charleston (2B), 1st
2005	Steven Strausbaugh, Western Carolina (OF), 1st
2009	Ross Heffley, Western Carolina (2B), 2nd
2011	Daniel Aldrich, College of Charleston (OF), 1st
2011	Phillip Ervin, Samford (OF), 2nd

## Collegiate Baseball/Louisville Slugger All-America (Current Schools Only)

1975	Mike Ramsey, Appalachian St. (SS), 1st
1984	Pete Hardee, Appalachian St. (P), 3rd
1992	Matt Raleigh, Western Carolina (SS), 2nd
1992	Todd Greene, Georgia Southern (OF), 3rd
1993	Paul Thornton, Georgia Southern (P), 1st
1993	Todd Greene, Georgia Southern (OF), 2nd
1994	Jason Beverlin, Western Carolina (P), 3rd
1995	William Rushing, Georgia Southern (P), 3rd
1996	Tod Lee, Georgia Southern (P), 2nd
1996	Tommy Peterman, Georgia Southern (1B), 3rd
1997	Tod Lee, Georgia Southern (P), 2nd
1999	Brian Wiley, The Citadel (P), 3rd
1999	Billy Colome, College of Charleston (2B), 3rd
1999	Chris Moore, Western Carolina (SS), 3rd
1999	Rodney Hancock, The Citadel (UT), 3rd
2000	Matt Easterday, Georgia Southern (2B), 1st
2000	Philip Hartig, The Citadel (1B), 2nd
2001	Randy Corn, The Citadel (P), 2nd
2001	Philip Hartig, The Citadel (1B), 3rd
2002	Scooter Michael, UNC Greensboro (P), 3rd
2002	Lee Curtis, College of Charleston (3B), 2nd
2002	Randy Corn, The Citadel (P), 3rd
2003	Ryan Gordon, UNC Greensboro (DH), 1st
2003	Lee Curtis, College of Charleston (2B), 2nd
2003	Tom Mastny, Furman (P), 3rd
2004	Caleb Moore, East Tennessee St. (C), 2nd
2004	Ryan Johnson, College of Charleston (RHP), 3rd
2004	Chip Cannon, The Citadel (1B), 3rd
2005	D.J. Wabick, College of Charleston (C), 3rd
2005	Brett Harker, College of Charleston (RP), 3rd
2005	Chris Campbell, College of Charleston (2B), 3rd
2005	Jay Heafner, Davidson (3B), 3rd
2006	Nick Chigges, College of Charleston (SP), 2nd
2007	Brandon Waring, Wofford (3B), 1st
2007	Kenny Smith, Western Carolina (2B), 2nd
2007	Nick Chigges, College of Charleston (SP), 3rd
2007	David Rubinstein, Appalachian State (OF), 3rd
2008	Jeremie Tice, College of Charleston (3B), 1st
2008	Steven Hensley, Elon (P), 3rd
2008	Michael Harrington, College of Charleston (1B), 3rd
2008	Brandon Sizemore, College of Charleston (2B), 3rd
2009	Richard Jones, The Citadel (C), 2nd
2009	Joey Bergman, College of Charleston (3B), 3rd
2010	Asher Wojciechowski, The Citadel (SP), 2nd
2011	Victor Roache, Georgia Southern (OF), 1st
2011	Ross Heffley, Western Carolina (2B), 1st
2011	Daniel Aldrich, College of Charleston (OF), 2nd
2011	Matt Leeds, College of Charleston (3B), 3rd

## Collegiate Baseball/Louisville Slugger Freshman Player of The Year

2011	Daniel Aldrich, College of Charleston (OF)
------	--

## Collegiate Baseball/Louisville Slugger Freshman All-America

1995	Tod Lee, Georgia Southern (P)
1996	David Noyce, Furman (P)
1996	Chris Moore, Western Carolina (3B)
1996	Steve Wilson, Georgia Southern (DH), HM
1997	Rodney Hancock, The Citadel (OF)
1997	Jody Jenkins, East Tennessee St. (C), HM
1998	Philip Hartig, The Citadel (1B)
1998	Ted Toler, UNC Greensboro (P), HM
1998	Stephen Crater, Appalachian St. (C), HM

1999	Brett Lewis, Georgia Southern (P)
2000	Ryan Gordon, UNC Greensboro (UT)
2001	Scooter Michael, UNC Greensboro (P), HM
2001	Derek Norman, Furman (3B), HM
2001	Jasha Balcom, College of Charleston (OF), HM
2001	Wes Self, Davidson (P)
2002	Matt Lein, Wofford (3B)
2002	Brett Anderson, College of Charleston (OF), HM
2002	Michael Giroud, East Tennessee St. (3B), HM
2003	John Carroll, Georgia Southern (P)
2003	Chris Mason, UNC Greensboro (P)
2003	Kelly Sweppenhiser, VMI (3B)
2004	Nick Chigges, College of Charleston (RHP)
2004	Chris Campbell, College of Charleston (2B)
2005	Danny Meszaros, College of Charleston (RP)
2005	Steven Strausbaugh, Western Carolina (OF)
2006	Steven Hensley, Elon (SP)
2006	J.D. Melton, Wofford (RP)
2006	Matt Miller, Georgia Southern (OF)
2007	Russ Tomlinson, College of Charleston (SP)
2007	Richard Jones, The Citadel (C/DH)
2007	Michael Gilmartin, Wofford (2B)
2008	Thomas Girdwood, Elon (RP)
2008	Jake Williams, Wofford (OF)
2008	Reese Wade, Furman (OF)
2009	David Peterson, College of Charleston (SP)
2009	Ross Heffley, Western Carolina (OF)
2010	Lex Rutledge, Samford (RP)
2010	Will Muzika, Furman (2B)
2010	Andrew Barna, Davidson (3B)
2011	C.K. Irby, Samford (RP)
2011	Sebastian Gomez, Elon (2B)
2011	Daniel Aldrich, College of Charleston (OF)
2011	Forrest Brandt, Davidson (OF)
2011	Phillip Ervin, Samford (OF)

## Collegiate Baseball/Louisville Slugger Player of the Week

1996	Tommy Peterman, Georgia Southern (1B), 4/15
1997	Gus Quattlebaum, Davidson (OF), 2/17
1997	Michael Holder, Georgia Southern (C), 3/3
1997	Curt Beerman, The Citadel (OF), 3/25
1999	Rodney Hancock, The Citadel (P), 5/17
1999	Rodney Hancock, The Citadel (P), 5/24
2001	Wes Self, Davidson (P), 2/18
2002	T.A. Fulmer, The Citadel (P), 4/2
2002	Lee Curtis, College of Charleston (3B), 5/13
2005	Chris Mason, UNC Greensboro (P), 3/28
2006	Blake Murphy, Western Carolina (C), 3/27
2006	Jonathan Greene, Western Carolina (3B), 5/22
2007	Brandon Waring, Wofford (3B), 2/19
2007	Blake Murphy, Western Carolina (C), 5/14
2007	Brandon Waring, Wofford (3B), 5/28
2008	Chris Shehan, Georgia Southern (OF), 3/17
2008	Michael Harrington, College of Charleston (1B), 5/12
2008	Jeremie Tice, College of Charleston (3B), 5/19
2009	Drew Gadaire, Davidson (OF), 4/15
2009	Dallas Tarleton, Elon (C), 4/29
2010	Jimmy Reyes, Elon (SP), 3/29
2011	Victor Roache, Georgia Southern (OF), 4/4
2011	Victor Roache, Georgia Southern (OF), 4/18

## NCBWA All-America Team

1993	Todd Greene, Georgia Southern (OF), 1st
1994	Jason Beverlin, Western Carolina (P), 2nd
1994	Kevin Hallman, Georgia Southern (3B), 3rd
1995	William Rushing, Georgia Southern (P), 3rd
1995	Steve Wilson, Georgia Southern (C), 3rd
1995	Donald Morril, The Citadel (P), HM
1995	Chris Pollard, Davidson (P), HM
1996	Tommy Peterman, Georgia Southern (1B), 1st
1996	Julio Ayala, Georgia Southern (P), 3rd
1996	Tod Lee, Georgia Southern (P), HM
1996	Steve Wilson, Georgia Southern (C), HM
1997	Tod Lee, Georgia Southern (P), 2nd
2002	Randy Corn, The Citadel (P), 2nd
2002	Lee Curtis, College of Charleston (3B), 3rd

2002	Scooter Michael, UNC Greensboro (P), 3rd
2003	Tom Mastny, Furman (P), 2nd
2003	Lee Curtis, College of Charleston (2B), 3rd
2004	Byron Barber, College of Charleston (OF), 2nd
2004	Caleb Moore, East Tennessee St. (C), 3rd
2005	Chris Campbell, College of Charleston (2B), 2nd
2005	Caleb Moore, East Tennessee St. (C), 2nd
2006	Nick Chigges, College of Charleston (SP), 2nd
2007	Nick Chigges, College of Charleston (SP), 3rd
2008	Chris Shehan, Georgia Southern (OF), 1st
2008	Jeremie Tice, College of Charleston (3B), 2nd
2009	Brandon Sizemore, College of Charleston (2B), 3rd
2010	Asher Wojciechowski, The Citadel (SP), 2nd
2011	Ross Heffley, Western Carolina (2B), 1st
2011	Matt Leeds, College of Charleston (3B), 1st
2011	Victor Roache, Georgia Southern (OF), 1st
2011	Daniel Aldrich, College of Charleston (OF), 1st

## NCBWA Freshman Player of the Year

2011	Daniel Aldrich, College of Charleston (OF), 1st
------	---

## NCBWA Freshman All-America Team

2008	Jake Williams, Wofford (OF), 2nd
2008	Thomas Girdwood, Elon (RP), 2nd
2011	Daniel Aldrich, College of Charleston (OF), 1st
2011	Phillip Ervin, Samford (OF), 2nd

## NCBWA National Player of the Week

2002	Ryan Schade, Western Carolina (SS), 2/19
2002	Matt Hamer, The Citadel (P), 3/12
2003	Matt Lauderdale, College of Charleston (C), 4/15
2005	Grant Rembert, Elon (OF), 2/8
2006	Chris Swauger, The Citadel (OF), 2/21
2006	Trey McDaniel, Western Carolina (1B), 3/28
2006	Case Cassidy, Furman (1B), 4/25
2008	Ty Wright, Georgia Southern (OF), 4/29
2008	Jeremie Tice, College of Charleston (3B), 5/20
2011	Saxon Butler, Samford (1B), 3/21
2011	Victor Roache, Georgia Southern (OF), 4/5

## USA Today/Baseball Weekly All-America Team

2000	Chris Morris, The Citadel (OF), 1st
------	-------------------------------------

## College Baseball Insider.Com All-America Team

2003	Tom Mastny, Furman (P), 1st
2003	Lee Curtis, College of Charleston (2B), 2nd
2004	Jonathan Ellis (P), Citadel, 2nd
2004	Byron Barber, College of Charleston (OF), HM
2004	Brett Gardner, College of Charleston (OF), HM
2004	Ryan Johnson, College of Charleston (P), HM

## USA Today/Baseball Weekly Freshman All-America Team

2000	Ryan Gordon, UNC Greensboro (UT), 2nd
------	---------------------------------------

## Sporting News Coach of the Year

1990	Chal Port, The Citadel
------	------------------------

## College World Series MVPs

1949	Charles Teague, Wake Forest (2B)
------	----------------------------------

## NCAA All-College World Series (Current Schools Only)

1990	Anthony Jenkins, The Citadel (OF)
1990	Jason Rychlik, The Citadel (OF)

## NCAA Regional MVP (Current Schools Only)

1990	Atlantic Regional Anthony Jenkins, The Citadel (OF)
2006	Lexington Regional Alex Garabedian, College of Charleston (C)

## College Home Run Derby Champion

2011	Daniel Aldrich, College of Charleston, R-Fr., OF
------	--



### .400 CLUB

.477, Randy Ingle (ASU), 1979  
 .474, Bill White (CIT), 1982  
 .462, Darron Healey (ASU), 1988  
 .455, Caleb Moore (ETSU), 2004  
 .452, Joey Bergman (COFC), 2009  
 .450, Joey Moffitt (ASU), 1978  
 .448, George Weicker (DAV), 1975  
 .448, Jay Heafner (DAV), 2005  
 .447, Brett Gardner (COFC), 2005  
 .446, Greg Weddle (VMI), 1986  
 .440, Matt Easterday (GSU), 2000  
 .438, Chris Shehan (GSU), 2008  
 .436, Greg Hill (MAR), 1983  
 .435, Kevin Bellomo (WCU), 1991  
 .432, Jimmy Powell (FUR), 1941  
 .432, Buzzy West (DAV), 1955  
 .430, Billy Masse (DAV), 1985  
 .430, Eddy Halleman (FUR), 1986  
 .429, Gordon Slade (DAV), 1968  
 .429, Tim Jones (CIT), 1985  
 .428, Chip Cook (MAR), 1985  
 .428, Grant Brittain (WCU), 1990  
 .427, Randy Ingram (ASU), 1978  
 .427, Jason Nixon (MAR), 1989  
 .426, Paul Popovich (WVU), 1960  
 .426, Benny Bienkowski (FUR), 1962  
 .426, Scott Waugh (ASU), 1990  
 .425, Lee Glaze (CIT), 1986

.425, Clint Fairey (WCU), 1986  
 .425, Chris Behne (ASU), 2000  
 .424, Phil Hubbard (VMI), 1982  
 .424, Alex Tolbert (WCU), 1996  
 .423, Keith Ebersole (WCU), 1977  
 .423, Robbie Peele (ASU), 1981  
 .423, Keith LeClair (WCU), 1988  
 .423, Brett Spivey (COFC), 2002  
 .422, Sam Pickens (FUR), 1962  
 .422, Allen Griffin (DAV), 1982  
 .422, Isaac Harrow (ASU), 2009  
 .420, Mike Knox (CIT), 1982  
 .420, Bill Swails (CIT), 1989  
 .420, Brent Greer (WCU), 2009  
 .419, Billy Morris (DAV), 1956  
 .419, Phil Chewning (FUR), 1960  
 .419, Steve Meredith (ETSU), 1988  
 .419, Ross Heffley (WCU), 2011  
 .418, Richard Wieters (CIT), 1976  
 .418, Tony Martin (ETSU), 1983  
 .417, Allen Griffin (DAV), 1981  
 .416, Kim Arey (ASU), 1981  
 .416, Ryan Gordon (UNCG), 2003  
 .415, Scott Musgrave (ASU), 1996  
 .415, D.J. Wabick (COFC), 2005  
 .414, Terry Smith (FUR), 1982  
 .414, Griffin Benedict (GSU), 2009  
 .413, Buster Holland (CIT), 1969

.413, Matt Raleigh (WCU), 1991  
 .412, Byron Barber (COFC), 2004  
 .410, Alan Lewis (DAV), 1986  
 .410, Byron Barber (COFC), 2004  
 .410, Cory Harriachak (Elon), 2008  
 .409, Robbie Morrison (MAR), 1986  
 .409, Lee Curtis (COFC), 2002  
 .407, Freddie Hailey (WCU), 1986  
 .407, James Payne (GSU), 2005  
 .406, Charles Thomas (WCU), 1999  
 .406, Lee Curtis (COFC), 2002  
 .405, Greg Johnson (WCU), 1983  
 .405, Clint Fairey (WCU), 1987  
 .404, Bill Marovic (WVU), 1964  
 .404, Wes Hobson (ASU), 2010  
 .403, Dave Turgeon (DAV), 1987  
 .403, Anthony Jenkins (CIT), 1990  
 .402, Kip Hagwood (CIT), 1980  
 .402, Pat Irvine (Elon), 2009  
 .401, Willando Ficklin (GSU), 1992  
 .401, Jody Henson (WCU), 1995  
 .401, Jeremy Bruce (WCU), 1997  
 .401, Brandon Waring (WOF), 2007  
 .401, Reese Wade (FUR), 2008  
 .400, Tom Sams (ASU), 1981  
 .400, Mel Kinsey (WCU), 1981  
 .400, Greg Dowling (GSU), 2005  
 .400, Chance Smith (CIT), 2005

### INDIVIDUAL SEASON BATTING

#### Games Played

70, David Hyatt (WCU), 1985  
 67, Will Coker (CIT), 2004  
 67, Chris Ard (CIT), 2004  
 67, Chip Cannon (CIT), 2004  
 66, Jon Aughey (CIT), 2004  
 66, Garrick Haltiwanger (CIT), 1994  
 66, David Beckley (CIT), 1994  
 66, Jermaine Shuler (CIT), 1994  
 66, Josh Stackley (CIT), 2004  
 65, David Greene (CIT), 2010  
 65, Kyle Jordan (CIT), 2010  
 65, William Ladd (CIT), 2010  
 65, Justin Mackert (CIT), 2010

#### At-Bats

274, Jemel Spearman (GSU), 2002  
 274, Josh Stackley (CIT), 2004  
 273, Brett Gardner (COFC), 2005  
 273, Michael Burruss (GSU), 2011  
 272, Chris Walker (GSU), 2002  
 270, Cole Rakar (COFC), 2010  
 269, Chris Campbell (COFC), 2005  
 269, Nick Liles (WCU), 2008  
 268, Chris Ard (CIT), 2004  
 267, Mike Gilmartin (WOF), 2007

#### Runs Scored

88, Joey Bergman (COFC), 2009  
 85, Brett Gardner (COFC), 2005  
 84, Oliver Marmol (COFC), 2007  
 84, Chris Shehan (GSU), 2008  
 83, Eric Johnson (WCU), 1999  
 82, Jeremy Bruce (WCU), 1997  
 81, Chris Morris (CIT), 2000  
 80, Jeremie Tice (COFC), 2008  
 79, Chris Walker (GSU), 2002  
 79, Cory Harriachak (Elon), 2009

#### Hits

122, Brett Gardner (COFC), 2005  
 108, D.J. Wabick (COFC), 2005  
 107, Matt Easterday (GSU), 2000  
 107, Byron Barber (COFC), 2004  
 104, Sonny Meade (CIT), 2009  
 102, Chris Campbell (COFC), 2005  
 102, Chris Campbell (COFC), 2007  
 102, Brent Greer (WCU), 2009  
 102, Cole Rakar (COFC), 2010  
 101, Keith LeClair (WCU), 1988  
 101, Kevin Bellomo (WCU), 1991

#### Doubles

31, Caleb Moore (ETSU), 2004  
 30, David Rubinstein (ASU), 2007  
 27, D.J. Wabick (COFC), 2005  
 26, Dustin Langley (GSU), 2000  
 26, Rod Goldston (WCU), 2003  
 26, Lee Curtis (COFC), 2003  
 26, Cole Rakar (COFC), 2010  
 26, Saxon Butler (SAM), 2011  
 25, Tyson Whitley (GSU), 1995  
 25, Alex Tolbert (WCU), 1996  
 25, Aaron Haigler (CIT), 1998  
 25, Andy Baxter (ETSU), 2001  
 25, Joey Bergman (COFC), 2009

#### Triples

11, Lee Curtis (COFC), 2003  
 10, Dave Cardwell (ETSU), 1979  
 10, Mike Johnson (UTC), 1981  
 10, Marcos Velazquez (ETSU), 1982  
 10, Chris Swauger (CIT), 2006  
 9, Lee Curtis (COFC), 2002  
 9, Brett Gardner (COFC), 2004  
 8, Don Herman (GWU), 1959  
 8, Bryan Snyder (ETSU), 1981  
 8, Chris Campbell (COFC), 2007  
 8, Chris Dove (Elon), 2007

**Home Runs**

30, Victor Roache (GSU), 2011  
 27, Brandon Waring (WOF), 2007  
 26, Tommy Peterman (GSU), 1996  
 26, Steve Harris (WCU), 1999  
 26, Michael Harrington (COFC), 2008  
 25, Clint Fairey (WCU), 1988  
 25, Matt Raleigh (WCU), 1992  
 25, Jeremie Tice (COFC), 2008  
 23, Chase Austin (Elon), 2009  
 22, Skip Nelloms (WCU), 1988  
 22, Chris Shehan (GSU), 2008  
 22, Daniel Aldrich (CofC), 2011

**Grand Slams**

3, John Piepenbrink (MAR), 1990  
 3, Todd Buchanan (WCU), 2003  
 3, Dominic Franchini (FUR), 2003  
 3, A.J. Wirnsberger (GSU), 2008  
 3, Isaac Harrow (ASU), 2008  
 3, Victor Roache (GSU), 2011  
 3, Saxon Butler (SAM), 2011  
 2, Tim Waters (DAV), 1986  
 2, Mikio Aoki (DAV), 1988  
 2, George Halter (DAV), 1988  
 2, Rick Green (CIT), 1990  
 2, Tim Kerns (DAV), 1993  
 2, Jeff Coker (DAV), 1997  
 2, Chip Cannon (CIT), 2004  
 2, Alex Entrekin (DAV), 2005  
 2, Eric Sturkie (WOF), 2006  
 2, Pat Irvine (Elon), 2007  
 2, Chris McGuinness (CIT), 2008  
 2, Chris Alessandria (ASU), 2009  
 2, Joash Brodin (COFC), 2009  
 2, Mike Mellilo (Elon), 2009  
 2, Ty Wright (GSU), 2009  
 2, Victor Roache (GSU), 2010  
 2, Lloyd Enzor (UNCG), 2010

**RBIs**

88, Matt Leeds (COFC), 2010  
 87, Chris Campbell (COFC), 2005  
 86, Philip Hartig (CIT), 2000  
 84, Chris Moore (WCU), 1999  
 84, Scott Henley (GSU), 2001  
 84, Kenny Smith (WCU), 2007  
 84, Victor Roache (GSU), 2011  
 83, Jody Pollock (GSU), 1999  
 83, Jeremie Tice (COFC), 2008  
 82, Tommy Peterman (GSU), 1996  
 82, Chris Campbell (COFC), 2007  
 82, Michael Harrington (COFC), 2008  
 82, Brandon Sizemore (COFC), 2008  
 82, Bennett Davis (ELON), 2008

**Total Bases**

192, Jeremie Tice (COFC), 2008  
 189, Brandon Waring (WOF), 2007  
 189, Kenny Smith (WCU), 2007  
 187, Tommy Peterman (GSU), 1996  
 187, Matt Easterday (GSU), 2000  
 187, Chris Shehan (GSU), 2008  
 179, Keith LeClair (WCU), 1988  
 179, Victor Roache (GSU), 2011  
 178, Chase Austin (Elon), 2009  
 175, Philip Hartig (CIT), 2000  
 175, Chris Campbell (COFC), 2007

**Slugging Percentage**

.897, Mike Nipper (ETSU), 1983  
 .851, Brandon Waring (WOF), 2007  
 .838, Jeremie Tice (COFC), 2008  
 .835, Chris Shehan (GSU), 2008  
 .810, George Weicker (DAV), 1975  
 .804, Pete Camelo (ASU), 1982  
 .789, Pat Irvine (Elon), 2009  
 .786, Dave Turgeon (DAV), 1987  
 .781, Ty Wright (GSU), 2008  
 .778, Joey Bergman (COFC), 2009  
 .778, Victor Roache (GSU), 2011

**Stolen Bases**

84, Chris Morris (CIT), 2000  
 52, Chris Morris (CIT), 1999  
 50, Antoine Moran (GSU), 1996  
 49, Terrence Smalls (CIT), 1998  
 48, Chris Walker (GSU), 2002  
 46, Tim Jones (CIT), 1985  
 46, Eric Johnson (WCU), 1999  
 46, Billy Colome (COFC), 1999  
 43, Shawn Payne (GSU), 2010  
 41, Chris Walker (GSU), 2001

**Strikeouts**

74, Justin Hilt (Elon), 2009  
 70, Chad Hayes (UNCG), 2001  
 70, Brad Felder (CIT), 2010  
 69, Hugh Eden (DAV), 2008  
 67, Jason Randall (CIT), 2001  
 66, Brandon Waring (WOF), 2005  
 65, Kyle Jordan (CIT), 2008  
 65, Michael Seay (WOF), 2008  
 65, Lloyd Enzor (UNCG), 2010  
 64, Brooks McFarland (GSU), 1994  
 64, Matt Mansilla (COFC), 2009  
 64, Greg Blake (COFC), 2010

**Walks**

71, Chip Cannon (CIT), 2004  
 65, Chris McGuinness (CIT), 2009  
 63, Dan McDonnell (CIT), 1992  
 62, Dan McDonnell (CIT), 1990  
 62, Chris Moore (WCU), 1998  
 61, Ricky Orton (UNCG), 2008  
 61, Rob Kral (CofC), 2011  
 59, Matt Raleigh (WCU), 1992  
 59, Sy Jones (GSU), 1995  
 59, Alex Tolbert (WCU), 1997

**Hit by Pitch**

32, Gary Morris (Elon), 2005  
 29, Graham Maiden (COFC), 2007  
 26, Byron Barber (COFC), 2004  
 26, Chris Barker (UNCG), 2010  
 25, Cameron Dullnig (WCU), 2010  
 24, James Payne (GSU), 2003  
 24, Byron Barber (COFC), 2004  
 24, Griffin Benedict (GSU), 2009  
 22, Oliver Marmol (COFC), 2007  
 22, Jonathan Greene (WCU), 2007  
 22, Bennett Davis (ELON), 2008  
 22, Matt Leeds (COFC), 2010  
 22, Neal Pritchard (ELON), 2010

**Sacrifice Bunts**

21, Brett Gardner (COFC), 2004  
 20, Ben Morgan (GSU), 2011  
 18, Bobby Martin (UNCG), 2011  
 17, Brett Gardner (COFC), 2005  
 16, Adam Weaver (Elon), 2007  
 16, Brad Moss (SAM), 2011  
 15, Will Coker (CIT), 2004  
 15, Jess Easterling (COFC), 2004  
 15, Andrew Greene (FUR), 2005  
 15, Oliver Marmol (COFC), 2006  
 15, Eric Brindle (UNCG), 2011

**Sacrifice Flies**

12, Tim Carrier (UNCG), 2008  
 11, Chris Campbell (COFC), 2006  
 10, Kirk Strebin (UNCG), 2003  
 9, Tavy Smalls (CIT), 2000  
 9, Chris Campbell (COFC), 2007  
 8, Tommy Peterman (GSU), 1996  
 8, Jess Easterling (COFC), 2004  
 8, Chris Price (Elon), 2006  
 8, Ryan Addison (Elon), 2006  
 8, Gregory Zage (DAV), 2006  
 8, Jordy Snyder (Elon), 2007  
 8, Ryan Adams (Elon), 2010  
 8, Stephen Notaro (WCU), 2011

**Hitting Streaks**

29, Billy Colome (COFC), 1999  
 29, Mason Meredith (SAM), 2009  
 28, Garrick Haltiwanger (CIT), 1995-96  
 28, Matt Easterday (GSU), 2000  
 27, Phil King (FUR), 1964-65  
 27, Scott Lyman (WCU), 1992-93  
 27, Chris Ard (CIT), 2003  
 27, A.J. Davidiuk (FUR), 2004-05  
 27, Rand Smith (ASU), 2009  
 26, Sonny Meade (CIT), 2009



### 200-HIT CLUB

360, Philip Hartig (CIT), 1998-01  
 355, Chris Campbell (COFC), 2004-07  
 355, Sonny Meade (CIT), 2006-09  
 336, Barrett Shaft (WCU), 2005-08  
 326, Scott Henley (GSU), 1998-01  
 318, Wes Hobson (ASU), 2007-10  
 314, Chris Swauger (CIT), 2005-08  
 312, Greg Dowling (GSU), 2003-06  
 311, Chris Moore (WCU), 1996-99  
 310, Bryan Altman (CIT), 2007-10  
 302, Matt Raleigh (WCU), 1989-92  
 297, Brett Gardner (COFC), 2002-05  
 296, Chris Ard (CIT), 2002-05  
 295, Terrence Smalls (CIT), 1995-98  
 291, Bo Betchman (CIT), 1994-97  
 289, Phillip Coker (COFC), 2003-06  
 288, Derek Norman (FUR), 2001-04  
 286, Freddie Hailey (WCU), 1984-87  
 285, Alan Beck (WCU), 2000-03  
 284, Clint Fairey (WCU), 1986-89  
 277, A.J. Wirsberger (GSU), 2007-10  
 275, Griffin Benedict (GSU), 2006-09  
 274, Ross Heffley (WCU), 2009-11  
 272, Tim Frend (DAV), 1999-02  
 271, Todd Roper (WCU), 2001-04  
 270, Mike Tidick (WCU), 1991-94  
 266, Jon Aughey (CIT), 2002-05  
 264, Skip Nelloms (WCU), 1985-88  
 264, Brett Spivey (COFC), 2000-03  
 264, A.J. Davidiuk (FUR), 2003-06  
 264, Nick Liles (WCU), 2007-09  
 263, Mike Carson (WCU), 1984-87  
 262, Martin Barrow (WCU), 1995-98  
 262, Ryan Gordon (UNCG), 2000-04  
 261, Rod Goldston (WCU), 2000-03  
 260, Shane Kirkley (WOF), 2005-08  
 260, Isaac Harrow (ASU), 2006-09  
 259, Cole Rakar (CofC), 2008-11  
 258, Chris Catanzaro (VMI), 1998-01  
 258, Matt Matulia (CIT), 2003-06  
 257, David Beckley (CIT), 1993-96

257, Josh Stackley (CIT), 2002-05  
 254, Chris Shehan (GSU), 2006-08  
 254, Nick Orvin (CIT), 2009-11  
 251, Tyson Whitley (GSU), 1994-97  
 250, Jay Heafner (DAV), 2003-06  
 249, James Payne (GSU), 2002-05  
 249, Chris Price (Elon), 2003-06  
 248, Anthony Jenkins (CIT), 1987-90  
 247, Keith LeClair (WCU), 1985-88  
 246, Kevin Bellomo (WCU), 1988-91  
 246, Alex Tolbert (WCU), 1994-97  
 246, Eric Phillips (GSU), 2009-11  
 245, Jim Morrill (FUR), 1995-98  
 245, Chris Davis (WCU), 2002-05  
 244, Brett Anderson (COFC), 2002-05  
 244, Dom Franchini (FUR), 2001-04  
 244, Todd Buchanan (WCU), 2000-03  
 244, Matt Johns (WCU), 2008-11  
 243, Lee Glaze (CIT), 1983-86  
 242, Ryan Butler (CIT), 1994-97  
 241, Caleb Moore (ETSU), 2002-05  
 239, Chris Behne (ASU), 1997-00  
 239, Kyle Behrendt (WOF), 2007-10  
 238, Blake Murphy (WCU), 2005-08  
 237, Tavy Smalls (CIT), 1997-00  
 235, Jody Wade (FUR), 1996-99  
 234, Ben Brown (DAV), 1997-00  
 234, Brian Pierce (GSU), 2006-09  
 232, Tony Martin (ETSU), 1980-83  
 232, Curt Beerman (CIT), 1994-97  
 231, Corey Overholtzer (UNCG), 2007-10  
 230, Strat Stavrou (WOF), 1999-02  
 229, Tommy Green (ASU), 1984-88  
 229, Ryan Presnell (FUR), 1999-02  
 229, Neal Pritchard (Elon), 2008-11  
 228, Scott Waugh (ASU), 1988-91  
 228, Chris Valdes (FUR), 1998-01  
 227, Dave Turgeon (DAV), 1984-87  
 226, Case Cassidy (FUR), 2003-06  
 226, Joey Bergman (CofC), 2007-10  
 225, Aaron Haigler (CIT), 1996-99

224, Garrick Haltiwanger (CIT), 1994-96  
 224, Richard Jones (CIT), 2007-09  
 223, Danny Rueckel (FUR), 1999-02  
 223, Chip Cannon (CIT), 2001-04  
 222, Steven Strasbaugh (WCU), 2005-07  
 221, Andrew Greene (FUR), 2004-06  
 220, Chase Austin (Elon), 2007-09  
 219, Dan Martz (FUR), 1995-98  
 219, J.R. Revere (GSU), 1999-02  
 219, David Towarnicky (ASU), 2007-10  
 218, Louie Napoleon (VMI), 1993-96  
 218, Gettys Glaze (CIT), 1989-92  
 218, Alex Entreklin (DAV), 2003-06  
 217, Greg Feltes (UNCG), 2005-08  
 216, Matt Herring (GSU), 2000-02  
 216, Brent Greer (WCU), 2007-09  
 215, Drew Davis (Elon), 2004-07  
 215, David Rubinstein (ASU), 2006-08  
 214, Brad Edwards (DAV), 1994-97  
 213, Tom Sams (ASU), 1980-83  
 213, Clint Hill (FUR), 2000-03  
 213, Eli Benefield (DAV), 2002-05  
 212, San Navarro (DAV), 2002-05  
 210, Will Shellman (ASU), 1991-94  
 210, Kyle Jordan (CIT), 2007-10  
 209, Wes Timmons (ASU), 1999-01  
 209, Rand Smith (ASU), 2006-09  
 208, Jonathan Greene (WCU), 2005-07  
 207, Zach Brown (CIT), 2004-07  
 207, Mike Melillo (Elon), 2007-10  
 207, James Foster (WOF), 2009-11  
 206, David Groseclose (VMI), 1992-95  
 206, Brendan Gilligan (GSU), 2000-03  
 205, James Bright (FUR), 1997-00  
 204, Shayne Byrne (ETSU), 2003-05  
 204, Danny Weiss (DAV), 2008-11  
 203, Ronnie Shore (DAV), 2003-06  
 203, Marcus Rose (FUR), 2005-08  
 202, David Griffin (CIT), 1999-02  
 201, Reese Wade (FUR), 2008-11  
 200, Brett Anderson (COFC), 2002-05

### INDIVIDUAL CAREER BATTING

#### Games Played

242, Matt Raleigh (WCU), 1989-92  
 240, Chris Campbell (COFC), 2004-07  
 239, Philip Hartig (CIT), 1998-01  
 238, Terrence Smalls (CIT), 1995-98  
 238, Bryan Altman (CIT), 2007-10  
 237, Chris Swauger (CIT), 2005-08  
 236, David Beckley (CIT), 1993-96  
 236, Bo Betchman (CIT), 1994-97  
 236, Matt Matulia (CIT), 2003-06  
 235, Brett Anderson (COFC), 2002-05  
 235, Kyle Jordan (CIT), 2007-10

#### At-Bats

999, Chris Campbell (COFC), 2004-07  
 983, Philip Hartig (CIT), 1998-01  
 969, Bryan Altman (CIT), 2007-10  
 963, Sonny Meade (CIT), 2006-09  
 934, Chris Swauger (CIT), 2005-08  
 928, Barrett Shaft (WCU), 2005-08  
 918, Terrence Smalls (CIT), 1995-98  
 904, Scott Henley (GSU), 1998-01  
 891, Chris Ard (CIT), 2002-05  
 882, Josh Stackley (CIT), 2002-05

#### Runs Scored

251, Matt Raleigh (WCU), 1989-92  
 240, Chris Moore (WCU), 1996-99  
 229, Philip Hartig (CIT), 1998-01  
 223, Wes Hobson (ASU), 2007-10  
 222, Terrence Smalls (CIT), 1995-98  
 216, Freddie Hailey (WCU), 1984-87  
 216, Alan Beck (WCU), 2000-03  
 214, Brett Gardner (COFC), 2002-05  
 211, Chris Swauger (CIT), 2005-08  
 208, Phillip Coker (COFC), 2003-06  
 208, Bryan Altman (CIT), 2007-10

#### Doubles

79, Chris Campbell (COFC), 2004-07  
 78, Wes Hobson (ASU), 2007-10  
 75, Philip Hartig (CIT), 1998-01  
 71, Chris Catanzaro (VMI), 1998-01  
 71, Chris Swauger (CIT), 2005-08  
 70, Rod Goldston (WCU), 2000-03  
 70, Sonny Meade (CIT), 2006-09  
 68, Chris Moore (WCU), 1996-99  
 65, Isaac Harrow (ASU), 2006-09  
 64, Bryan Altman (CIT), 2007-10

#### Triples

20, Lee Curtis (COFC), 2002-03  
 19, Tony Martin (ETSU), 1980-83  
 18, Corey Overholtzer (UNCG), 2007-10  
 16, Ryan Gordon (UNCG), 2000-04  
 16, Brett Gardner (COFC), 2002-05  
 16, Chris Swauger (CIT), 2005-08  
 15, Martin Barrow (WCU), 1995-98  
 14, Anthony Jenkins (CIT), 1987-90  
 14, Louie Napoleon (VMI), 1993-96  
 14, Jody Wade (FUR), 1996-99  
 14, Philip Hartig (CIT), 1998-01  
 14, Chris Dove (Elon), 2007-08

#### Home Runs

68, Matt Raleigh (WCU), 1989-92  
 64, Philip Hartig (CIT), 1998-01  
 61, Clint Fairey (WCU), 1986-89  
 51, Mike Nipper (ETSU), 1981-83  
 51, Tommy Peterman (GSU), 1994-96  
 51, Alex Tolbert (WCU), 1994-97  
 50, Chris Moore (WCU), 1996-99  
 50, Scott Henley (GSU), 1998-01  
 50, Shane Kirkley (WOF), 2005-08  
 48, A.J. Wirsberger (GSU), 2007-10



The Citadel's Philip Hartig (1998-2001) finished his career as the SoCon's all-time hits leader with 360.

## Grand Slams

- 5, Todd Buchanan (WCU), 2000-03
- 5, Victor Roache (GSU), 2010-11
- 3, Billy Masse (DAV), 1985-87
- 3, Tim Frend (DAV), 1999-02
- 3, Dominic Franchini (FUR), 2001-04
- 3, Chip Cannon (CIT), 2001-04
- 3, A.J. Wirnsberger (GSU), 2007-10
- 3, Saxon Butler (SAM), 2001-1

## Total Bases

- 655, Philip Hartig (CIT), 1998-01
- 580, Matt Raleigh (WCU), 1989-92
- 566, Chris Campbell (COFC), 2004-07
- 545, Chris Moore (WCU), 1996-99
- 539, Scott Henley (GSU), 1998-01
- 531, Chris Swauger (CIT), 2005-08
- 504, Wes Hobson (ASU), 2007-10
- 490, A.J. Wirnsberger (GSU), 2007-10
- 488, Alan Beck (WCU), 2000-03
- 487, Sonny Meade (CIT), 2006-09

## Runs Batted In

- 290, Philip Hartig (CIT), 1998-01
- 290, Chris Campbell (COFC), 2004-07
- 254, Chris Moore (WCU), 1996-99
- 239, Matt Raleigh (WCU), 1989-92
- 236, Scott Henley (GSU), 1998-01
- 222, Alan Beck (WCU), 2000-03
- 218, A.J. Wirnsberger (GSU), 2007-10
- 212, Skip Nelloms (WCU), 1985-88
- 207, Sonny Meade (CIT), 2006-09
- 206, Greg Dowling (GSU), 2003-06

## Batting Average (minimum 250 AB)

- .433, Bill White (CIT), 1980-82
- .404, Randy Ingle (ASU), 1977-79
- .404, Lee Curtis (COFC), 2002-03
- .403, Keith Ebersole (WCU), 1977-78
- .390, Robie Peele (ASU), 1981-83
- .390, Ross Heffley (WCU), 2009-11
- .388, Greg Hill (MAR), 1980-83
- .388, Clint Fairey (WCU), 1986-89
- .388, Joey Bergman (COFC), 2007-10
- .383, Billy Masse (DAV), 1985-87
- .383, Byron Barber (COFC), 2004-05

## Slugging Percentage

- .742, Lee Curtis (COFC), 2002-03
- .726, Todd Greene (GSU), 1992-93
- .710, Billy Masse (DAV), 1985-87
- .693, Matt Raleigh (WCU), 1989-92
- .690, Tony Welborn (ASU), 1983-86
- .682, Brandon Waring (WOF), 2005-07
- .680, Ed Dubiel (ASU), 1986-87
- .667, Philip Hartig (CIT), 1998-01
- .665, Matt Leeds (CofC), 2008, 10-11
- .664, Donovan Minero (WCU), 2001-02

## Stolen Bases

- 147, Chris Morris (CIT), 1998-00
- 115, Terrence Smalls (CIT), 1995-98
- 106, Antoine Moran (GSU), 1994-97
- 103, David Beckley (CIT), 1993-96
- 103, Chris Walker (GSU), 1999-02
- 100, David Groseclose (VMI), 1992-95
- 99, Dan McDonnell (CIT), 1989-92
- 96, Jody Wade (FUR), 1996-99
- 96, Brett Gardner (COFC), 2002-05
- 92, Gary Sibayan (VMI), 1986-89

## Strikeouts

- 246, Kyle Jordan (CIT), 2007-10
- 214, Jason Randall (CIT), 2000-03
- 195, Jon Aughey (CIT), 2002-05
- 193, David Beckley (CIT), 1993-96
- 186, Brett Anderson (COFC), 2002-05
- 185, Jeremiah Parvin (DAV), 1998-01
- 183, Matt Johns (WCU), 2008-11
- 180, Jesse Martin (UNCG), 1999-02
- 179, Josh Stackley (CIT), 2002-05
- 178, Mark Hamlin (GSU), 1993-96
- 178, Tim Turner (ETSU), 2001-04

## Bases on Balls

- 185, Dan McDonnell (CIT), 1989-92
- 174, Bo Betchman (CIT), 1994-97
- 156, Chip Cannon (CIT), 2001-04
- 149, Sy Jones (GSU), 1993-96
- 144, Chris Moore (WCU), 1996-99
- 144, Blake Murphy (WCU), 2005-08
- 142, Alan Beck (WCU), 2000-03
- 140, Chris Swauger (CIT), 2005-08
- 138, Brendan Gilligan (GSU), 2000-03
- 137, Franco Martin, 1994-97

## Hit by Pitch

- 62, J.R. Revere (GSU), 1999-02
- 56, James Payne (GSU), 2002-05
- 54, Oliver Marmol (COFC), 2005-07
- 53, Griffin Benedict (GSU), 2006-09
- 52, Neal Pritchard (Elon), 2008-11
- 51, Daryl Byrd (CIT), 1999-01
- 51, Brett Anderson (COFC), 2002-05
- 50, Carlos Love (GSU), 2000-03
- 49, Keith Munns (WOF), 2005-08
- 48, A.J. Wirnsberger (GSU), 2007-10

## Sacrifice Hits

- 53, Brett Gardner (COFC), 2002-05
- 44, Kyle Jordan (CIT), 2007-10
- 38, Jess Easterling (COFC), 2004-06
- 38, Andrew Greene (FUR), 2003-06
- 38, Oliver Marmol (COFC), 2005-07
- 36, Brian Pierce (GSU), 2006-09
- 35, Brad Moss (SAM), 2009-11
- 34, Phillip Coker (COFC), 2003-06
- 30, Adam Weaver (Elon), 2005-07
- 30, Sean Snell (UNCG), 2005-08

## Sacrifice Flies

- 28, Chris Campbell (COFC), 2004-07
- 22, Sonny Meade (CIT), 2006-09
- 21, Brandon Burns (GSU), 2001-04
- 20, Chris Price (Elon), 2004-06
- 17, Isaac Harrow (ASU), 2006-09
- 17, Ray Quinones (UNCG), 2008-11
- 17, Neal Pritchard (Elon), 2008-11
- 16, Chris Swauger (CIT), 2005-08
- 16, Cole Rakar (CofC), 2008-11
- 15, D.J. Businger (FUR), 1995-98
- 15, Brandon Long (GSU), 2001-04
- 15, Adam Weaver (Elon), 2005-07
- 15, Shane Kirkley (WOF), 2005-08
- 15, Griffin Benedict (GSU), 2006-09
- 15, Brian Pierce (GSU), 2006-09



### INDIVIDUAL SEASON PITCHING

#### 10-WIN CLUB

15, Julio Ayala (GSU), 1996  
 12, Mike Cherry (CIT), 1983  
 12, Pete Hardee (ASU), 1984  
 12, Scott Gay (WCU), 1985  
 12, Will Ertel (FUR), 1991  
 12, Jason Beverlin (WCU), 1993  
 12, Matt Baber (ETSU), 1999  
 12, David Ray (GSU), 2000  
 12, Scooter Michael (UNCG), 2002  
 12, Ryan Johnson (COFC), 2004  
 12, Jonathan Ellis (CIT), 2004  
 12, Asher Wojciechowski (CIT), 2010  
 11, Moe Bauer (WF), 1950  
 11, Joe Graves (ETSU), 1981  
 11, Greg Wilcox (DAV), 1988  
 11, Jack Kimel (WCU), 1990  
 11, Phillip Grundy (WCU), 1991  
 11, Jason Beverlin (WCU), 1994  
 11, William Rushing (GSU), 1995  
 11, Chris Pollard (DAV), 1995  
 11, Mark DiFelice (WCU), 1998  
 11, Ron Colvard (CIT), 2000  
 11, Ian Ostlund (VMI), 2000  
 11, Brett Lewis (GSU), 2002  
 11, George Lehr (WOF), 2002  
 11, Ryan Johnson (COFC), 2002  
 11, Tom Mastny (FUR), 2003  
 11, Jarrett Santos (UNCG), 2003  
 11, Nick Chigges (COFC), 2006  
 11, Nick Chigges (COFC), 2007  
 11, Ben Austin (WOF), 2007  
 11, Chris Mederos (GSU), 2009  
 10, Jim Heise (WVU), 1955  
 10, John Katona (FUR), 1971  
 10, Doug Pounder (CIT), 1971  
 10, Mickey Britt (ECU), 1976  
 10, Jerry Reed (WCU), 1977  
 10, Jeff Andrews (ETSU), 1981  
 10, Scott Gay (WCU), 1984  
 10, Keith Smith (WCU), 1986  
 10, Ken Britt (CIT), 1990  
 10, Jack Kimel (WCU), 1992  
 10, Britt Reames (CIT), 1995  
 10, Mark DiFelice (WCU), 1997  
 10, Rodney Hancock (CIT), 1999  
 10, Matt Baber (ETSU), 2000  
 10, Derrick Hawk (WCU), 2003  
 10, Jeremy Hall (ETSU), 2005  
 10, Matt Chastain (Elon), 2006  
 10, Patrick Curran (UNCG), 2006  
 10, Everett Teaford (GSU), 2006  
 10, Garrett Sherrill (ASU), 2007  
 10, Steven Hensley (Elon), 2008  
 10, Jimmy Reyes (Elon), 2010

#### 100 STRIKEOUT CLUB

172, William Rushing (GSU), 1995  
 159, Brian Wiley (CIT), 1998  
 159, Brian Rogers (CIT), 1998  
 155, Asher Wojciechowski (CIT), 2010  
 154, Jason Beverlin (WCU), 1994  
 150, Brian Wiley (CIT), 1999  
 143, Julio Ayala (GSU), 1996  
 135, Britt Reames (CIT), 1994  
 135, Chris Mason (UNCG), 2005  
 132, Mike Cherry (CIT), 1983  
 131, Jonathan Ellis (CIT), 2004  
 127, Dick Almes (CIT), 1959  
 124, Clark Maxwell (WCU), 1995  
 123, John Radosevich (WVU), 1964  
 123, Britt Reames (CIT), 1995  
 123, Rodney Hancock (CIT), 1999  
 122, Brett Lewis (GSU), 1999  
 122, Brett Lewis (GSU), 2002  
 122, Everett Teaford (GSU), 2006  
 120, John Radosevich (WVU), 1965  
 119, Paul Chuma (WVU), 1959  
 118, Scott Gay (WCU), 1985  
 118, Dennis Dove (GSU), 2003  
 118, Everett Teaford (GSU), 2005  
 115, David Ray (GSU), 2000  
 113, Smitty Holland (CIT), 1966  
 113, William Rushing (GSU), 1994  
 113, Ryan Gordon (UNCG), 2000  
 113, Everett Teaford (GSU), 2004  
 113, Chris Mederos (GSU), 2009  
 112, Nick Chigges (COFC), 2007  
 111, Jim Heise (WVU), 1955  
 111, David Ray (GSU), 2000  
 110, Hank Bunnell (GWU), 1970  
 110, Mark DiFelice (WCU), 1998  
 109, John Katona (FUR), 1971  
 109, Jeff Keppen (GSU), 1997  
 109, Chris Beck (GSU), 2011  
 107, Reid Casey (ETSU), 2001  
 107, Steven Hensley (Elon), 2007  
 106, Percy Sensabaugh (VMI), 1964  
 106, Tim Barr (DAV), 1977  
 106, Mike Cherry (CIT), 1982  
 106, Jason Beverlin (WCU), 1993  
 106, Jarrett Santos (UNCG), 2003  
 106, Tom Mastny (FUR), 2003  
 105, Jerry Meadows (WVU), 1967  
 105, Hal Baird (ECU), 1971  
 104, Gettys Glaze (CIT), 1992  
 104, Ryan Cummings (GSU), 1997  
 104, Matt Baber (ETSU), 2000  
 103, Tom Masteny (FUR), 2003  
 103, John Carroll (GSU), 2003  
 102, Clark Maxwell (WCU), 1997  
 102, Jared Burton (WCU), 2002  
 101, Clark Maxwell (WCU), 1996  
 101, Taft Cable (UNCG), 2000  
 101, Graham Godfrey (COFC), 2006  
 101, Jimmy Reyes (Elon), 2009  
 100, Matt Spade (MAR), 1994  
 100, Nick Chigges (COFC), 2006

#### 100 INNING (SEASON) CLUB

160.0, William Rushing (GSU), 1995  
 152.0, Julio Ayala (GSU), 1996  
 136.1, Jonathan Ellis (CIT), 2004  
 133.2, Matt Baber (ETSU), 2000  
 132.1, Will Ertel (FUR), 1991  
 126.1, Brett Lewis (GSU), 2002  
 125.2, Asher Wojciechowski (CIT), 2010  
 125.0, Ryan Basner (WCU), 2003  
 124.1, Jason Beverlin (WCU), 1994  
 124.0, Tom Mastny (FUR), 2003  
 123.1, Clark Maxwell (WCU), 1995  
 122.0, Clint Sauls (GSU), 1998  
 120.1, Everett Teaford (GSU), 2006  
 119.2, David Pember (WCU), 1999  
 119.2, Everett Teaford (GSU), 2005  
 119.1, Brett Lewis (GSU), 1999  
 119.0, Brian Rogers (CIT), 1998  
 118.2, Chris Mason (UNCG), 2005  
 117.1, Reid Casey (ETSU), 2001  
 116.2, Brett Lewis (GSU), 2000  
 116.0, Kyle Hadden (WOF), 2000  
 115.2, Nick Chigges (COFC), 2006  
 115.0, Chris Pollard (DAV), 1995  
 115.0, Clint Sauls (GSU), 1997  
 113.2, Jeff Keppen (GSU), 1995  
 113.2, Brett Lewis (GSU), 2001  
 113.1, Tim Barr (DAV), 1977  
 113.1, Scott Gay (WCU), 1985  
 113.1, Eric Talbert (CIT), 2001  
 112.0, Josh Lairsey (GSU), 2005  
 111.2, John Carroll (GSU), 2004  
 111.2, Jeremy Hall (ETSU), 2005  
 110.2, Reid Casey (ETSU), 2002  
 110.1, Phillip Grundy (WCU), 1992  
 110.1, George Lehr (WOF), 2000  
 110.0, Rodney Hancock (CIT), 1999  
 110.0, Tom Mastny (FUR), 2002  
 109.2, Tim Roth (GSU), 1994  
 109.2, Austin Redwine (WOF), 2007  
 109.0, Billy Baker (CIT), 1990  
 109.0, William Rushing (GSU), 1994  
 108.1, Everett Teaford (GSU), 2004  
 107.2, Ben Austin (WOF), 2007  
 107.1, Nick Chigges (COFC), 2007  
 106.2, Jim Heise (WVU), 1955  
 106.2, Drew Saberhagen (WCU), 2007  
 106.1, Jay Metzger (UNCG), 2002  
 106.1, George Lehr (WOF), 2002  
 105.2, Matt Chastain (Elon), 2006  
 105.1, Jason Beverlin (WCU), 1993  
 104.2, Wes Wrenn (CIT), 2007  
 104.1, Jim Carragher (GSU), 1993  
 104.1, Britt Reames (CIT), 1994  
 104.1, Jeremy Hall (ETSU), 2004

104.1, Dustin Evans (GSU), 2005  
 104.1, Ryan Falcon (UNCG), 2007  
 104.1, Matt Talley (CIT), 2010  
 104.0, Brad Josey (WCU), 2003  
 103.2, Mickey Britt (ECU), 1976  
 103.2, Kirk Burnett (FUR), 1985  
 103.0, Toby David (FUR), 2001  
 103.0, Jared Burton (WCU), 2002  
 103.0, Chris Beck (GSU), 2011  
 102.2, Clark Maxwell (WCU), 1997  
 102.2, Charlie Wentzky (COFC), 2000  
 102.1, Hank Bunnell (GWU), 1970  
 102.0, Ryan Cummings (GSU), 1996  
 102.0, George Lehr (WOF), 2001  
 102.0, Wes Wrenn (CIT), 2009  
 102.0, Jake Brown (GSU), 2010  
 101.2, Rex Havens (ETSU), 1991  
 101.2, Ian Parry (FUR), 2010  
 101.1, Jack Kimel (WCU), 1990  
 101.1, Tate Osterman (WOF), 2001  
 101.1, Reid Price (COFC), 2004  
 101.0, Jarrett Santos (UNCG), 2003  
 101.0, Brian Akin (DAV), 2004  
 101.0, Brad Josey (WCU), 2004  
 100.2, Clint Fair (GSU), 1993  
 100.2, Matt Spade (MAR), 1994  
 100.2, Scooter Michael (UNCG), 2003  
 100.2, Ryan Edell (COFC), 2005  
 100.2, Steven Hensley (Elon), 2007  
 100.0, Scooter Michael (UNCG), 2003  
 100.1, Phillip Grundy (WCU), 1991  
 100.1, Ryan Johnson (COFC), 2002  
 100.1, Everett Hancock (UNCG), 2000  
 100.0, Ken Eggleton (CIT), 2004

## Appearances

42, Todd Lee (GSU), 1997  
 41, Jarrett Santos (UNCG), 2003  
 40, Mike Manning (WCU), 1994  
 40, Ted Toler (UNCG), 2001  
 39, Randy Corn (CIT), 2002  
 39, Mike Frongello (DAV), 2011  
 38, Todd Lee (GSU), 1996  
 38, Tom Martin (CIT), 1998  
 38, Taft Cable (UNCG), 2000  
 38, Patrick Curran (UNCG), 2006  
 38, James White (UNCG), 2008

## Starts

22, Julio Ayala (GSU), 1996  
 20, William Rushing (GSU), 1995  
 19, Matt Baber (ETSU), 2000  
 19, Austin Redwine (WOF), 2007  
 19, Chris Beck (GSU), 2011  
 18, Clint Sauls (GSU), 1998  
 18, Everett Hancock (UNCG), 2000  
 18, Corey Ethridge (FUR), 2000  
 18, Brett Lewis (GSU), 2000  
 18, Everett Hancock (UNCG), 2001  
 18, Tom Mastny (FUR), 2002  
 18, Ryan Basner (WCU), 2003  
 18, Jonathan Ellis (CIT), 2004  
 18, Jeremy Hall (ETSU), 2005  
 18, Austin Redwine (WOF), 2006  
 18, Ben Austin (WOF), 2007

## Losses

12, Ben Hager (ASU), 2000  
 11, Danny Clark (ETSU), 1990  
 11, Duke Acors (VMI), 2002  
 11, Nick Peterson (ASU), 2003  
 10, Richard Godsey (FUR), 1966  
 10, Chris Johnson (ETSU), 1985  
 10, Heath Doyle (ETSU), 1998  
 10, Kyle Hadden (WOF), 2000  
 10, George Lehr (WOF), 2000  
 10, Phil Hendrix (VMI), 2002  
 10, Kyle Shiplett (ASU), 2002  
 10, Jarrod Rampey (WOF), 2003  
 10, Jonathan Reeder (ASU), 2005  
 10, Rob Wilson (DAV), 2007  
 10, Warren Slack (UNCG), 2010

## Earned Run Average (min. 30 IP)

0.45, Denny Taylor (WVU), 1968  
 0.56, Ron Hastings (ECU), 1970  
 0.60, Mike Sullivan (MAR), 1980  
 0.65, Vaughn Kovach (WVU), 1966  
 0.67, Percy Sensabaugh (VMI), 1964  
 0.69, Roger Hatcher (UR), 1973  
 0.83, Terry Deavers (FUR), 1969  
 0.85, Marshall Dellinger (ECU), 1967  
 0.85, Dan Kyslinger (WCU), 1992  
 0.87, Richardson (W&M), 1971

## Complete Games

11, Howard Bryan (DAV), 1966  
 11, Rick Pipan (DAV), 1971  
 11, Will Ertel (FUR), 1991  
 11, Chris Pollard (DAV), 1995  
 11, Matt Baber (ETSU), 1999  
 10, Blair Thomas (VMI), 1951  
 10, John Katona (FUR), 1970  
 10, John Katona (FUR), 1971  
 10, Joel Tew (DAV), 1975  
 10, Tim Barr (DAV), 1977  
 10, Jonathan Coulombe (DAV), 1997

## Walks

81, Kyle Hadden (WOF), 2000  
 71, Brian Chapman (ASU), 2002  
 69, Ray Yeoman (CIT), 1972  
 69, Kirk Burnett (FUR), 1985  
 66, William Rushing (GSU), 1995  
 65, Scott Weaver (DAV), 1985  
 65, Jamie Furr (CIT), 1988  
 65, George Lehr (WOF), 2000  
 64, Tim Purcell (DAV), 1978  
 64, Travis Trammell (WOF), 2000

## Shutouts

9, Donald Marillo (CIT), 1992-95  
 5, Gettys Glaze (CIT), 1992  
 4, Frank Griffith (UR), 1962  
 4, Dick Balderson (UR), 1967  
 4, Jim Raynor (ECU), 1967  
 4, Ron Hastings (ECU), 1969  
 4, Mike Pendleton (CIT), 1978  
 4, Frank Galloway (CIT), 1979  
 4, Jeff Andrews (ETSU), 1980  
 4, Jeff Montgomery (MAR), 1981

## Saves

17, Paul Thornton (GSU), 1993  
 17, Thomas Girdwood (Elon), 2009  
 15, Brett Harker (COFC), 2005  
 15, Josh McLaughlin (COFC), 2006  
 15, Link Saunders (CIT), 2006  
 15, Andrew Jones (SAM), 2011  
 14, Mike Manning (WCU), 1994  
 13, Donald Morillo (CIT), 1995  
 13, Randy Corn (CIT), 2002  
 13, Brett Harker (COFC), 2004  
 13, Chris Patterson (ASU), 2010

## Strikeouts per 9 Innings

15.0, John Radosevich (WVU), 1963  
 14.9, Tod Lee (GSU), 1996  
 14.7, Paul Chuma (WVU), 1959  
 14.2, Percy Sensabaugh (VMI), 1964  
 14.1, Smitty Holland (CIT), 1966  
 14.1, Buster Holland (CIT), 1966  
 14.1, Brian Wiley (CIT), 1998  
 14.0, John Radosevich (WVU), 1965  
 13.8, Tod Lee (GSU), 1995  
 13.8, Tod Lee (GSU), 1997

## Hit Batters

27, Scott Musgrave (ASU), 1995  
 27, Travis Trammell (WOF), 2000  
 23, George Lehr (WOF), 2000  
 22, David Peterson (COFC), 2010  
 20, Jamie McDonald (DAV), 2000  
 19, Austin Redwine (WOF), 2007  
 19, Mike Tavernier (WCU), 2009  
 19, David Peterson (CofC), 2011  
 17, Corey Ethridge (FUR), 2000  
 17, Thomas Middour (DAV), 2009



William Rushing (Georgia Southern) struck out a conference-record 172 batters in 1995.



### INDIVIDUAL CAREER PITCHING

#### 20-WIN CLUB

36, Brett Lewis (GSU), 1999-02  
 34, Mark DiFelice (WCU), 1995-98  
 33, Jack Kimel (WCU), 1989-92  
 32, Scotter Michael (UNCG), 2001-04  
 31, Nick Chigges (CofC), 2004-07  
 30, Mike Monte (CIT), 1984-87  
 30, Clark Maxwell (WCU), 1994-97  
 29, John Katona (FUR), 1969-72  
 29, Mike Pendleton (CIT), 1978-81  
 28, Tom Mastny (FUR), 2000-03  
 27, Jason Beverlin (WCU), 1992-94  
 27, Clint Sauls (GSU), 1995-98  
 27, Ken Ferrer (Elon), 2008-11  
 26, Jeff Andrews (ETSU), 1979-81  
 26, Scott Gay (WCU), 1983-85  
 26, Steve Condon (DAV), 1984-87  
 26, Brian Wiley (CIT), 1996-99  
 26, Everett Teaford (GSU), 2004-06  
 26, Matt Andress (ASU), 2007-10  
 26, Matt Crim (CIT), 2006-09  
 26, Wes Wrenn (CIT), 2006-09  
 26, Nick Chigges (CofC), 2006-09  
 25, John Radosevich (WVU), 1963-65  
 25, Kevin Simmons (ASU), 1983-86  
 25, Ken Britt (CIT), 1989-92  
 25, Brian Callahan (CIT), 1993-96  
 24, Jim Heise (WVU), 1953-56  
 24, Jeff Barkley (CIT), 1979-82  
 24, Steve Basch (CIT), 1990-93  
 24, Phillip Grundy (WCU), 1991-93  
 24, Steven Hensley (Elon), 2006-08  
 23, Mike Cherry (CIT), 1981-83  
 23, George Lehr (WOF), 1999-02  
 23, Ryan Johnson (CofC), 2002, 04  
 23, Andy Moye (GSU), 2008-11  
 22, Moe Bauer (WF), 1947-50  
 22, Doug Pounder (CIT), 1968-71  
 22, Alan Hurt (CIT), 1980-83  
 22, Lenny Stratton (ASU), 1985-87  
 22, Brad Stowell (CIT), 1988-91  
 22, Rodney Hancock (CIT), 1997-99  
 22, Matt Baber (ETSU), 1999-00  
 22, Dennis Dove (GSU), 2001-03  
 22, Ryan Hodinka (FUR), 2003-06  
 21, Jerry Meadows (WVU), 1965-67  
 21, Pete Hardee (ASU), 1982-84  
 21, Lance Cole (Elon), 2003-06  
 21, Justin Smith (CIT), 2004-07  
 21, Jimmy Reyes (Elon), 2008-10  
 21, Matt Talley (CIT), 2008-11  
 20, Dennis Hill (GWU), 1958-61  
 20, Ken Hare (WCU), 1980-84  
 20, Russ Warfield (ASU), 1981-84  
 20, Will Ertel (FUR), 1989-93  
 20, Chris Pollard (DAV), 1993-96  
 20, William Rushing (GSU), 1994-95  
 20, Ryan Cummings (GSU), 1995-97  
 20, Brian Bain (WCU), 1995-98  
 20, Taft Cable (UNCG), 1999-01  
 20, Reid Casey (ETSU), 1999-02  
 20, Jarrett Santos (UNCG), 2003-04  
 20, Dustin Evans (GSU), 2004-06  
 20, Austin Redwine (WOF), 2004-07  
 20, Tyler Sexton (WCU), 2006-08  
 20, Asher Wojciechowski (CIT), 2007-10  
 20, David Peterson (CofC), 2009-11

#### Appearances

136, Mike Frongello (DAV), 2008-11  
 135, Raymond Copenhaver (CIT), 2007-10  
 130, Ted Toler (UNCG), 1998-01  
 121, Ryan Foster (WCU), 2000-03  
 118, Rob Purvis (FUR), 1999-02  
 112, Tom Martin (CIT), 1995-98  
 112, George Lehr (WOF), 1999-02  
 109, Tod Lee (GSU), 1995-97  
 109, Jason Cadenhead (GSU), 1999-03  
 108, Matt Hamer (CIT), 2000-03

#### Starts

71, Brett Lewis (GSU), 1999-02  
 60, Reid Casey (ETSU), 1999-02  
 59, Wes Wrenn (CIT), 2006-09  
 58, Corey Etheridge (FUR), 1999-02  
 58, Tom Mastny (FUR), 2000-03  
 57, Austin Redwine (WOF), 2004-07  
 56, Scooter Michael (UNCG), 2001-04  
 56, Matt Andress (ASU), 2007-10  
 56, Matt Crim (CIT), 2006-09  
 55, Clint Sauls (GSU), 1995-98  
 55, Ryan Falcon (UNCG), 2003-07

#### Innings Pitched

480.2, Brett Lewis (GSU), 1999-02  
 410.2, Reid Casey (ETSU), 1999-02  
 405.0, Tom Mastny (FUR), 2000-03  
 391.1, Clint Sauls (GSU), 1995-98  
 391.0, Wes Wrenn (CIT), 2006-09  
 368.1, Scooter Michael (UNCG), 2001-04  
 363.2, Clark Maxwell (WCU), 1994-97  
 356.2, George Lehr (WOF), 1999-02  
 354.2, Austin Redwine (WOF), 2004-07  
 348.2, Jack Kimel (WCU), 1989-92

#### Losses

29, Reid Casey (ETSU), 1999-02  
 27, Danny Clark (ETSU), 1989-92  
 27, Wes Self (DAV), 1998-01  
 26, Kirk Burnett (FUR), 1984-87  
 26, George Lehr (WOF), 1999-02  
 25, Jonathan Coulombe (DAV), 1994-97  
 25, Jamie McDonald (DAV), 1997-00  
 25, Corey Etheridge (FUR), 1999-02  
 24, Charles Braswell, 1991-94  
 24, Scott Clark (ASU), 2003-05  
 24, Austin Redwine (WOF), 2004-07  
 24, Rob Wilson (DAV), 2004-07

#### Earned Run Average (min. 100 IP)

1.33, Dennis Burke (ECU), 1966-68  
 1.37, Ray Yeoman (CIT), 1971-72  
 1.58, Dick Balderson (UR), 1966-68  
 1.58, Josh McLaughlin (CofC), 2005-06  
 1.65, John Katona (FUR), 1969-72  
 1.69, Tom Shafer (WVU), 1960-62  
 1.70, Ron Hastings (ECU), 1968-71  
 1.72, Steve Arrington (CIT), 1970-73  
 1.73, Jerry Meadows (WVU), 1965-67  
 1.77, Randy Corn (CIT), 1999-02

#### Complete Games

30, John Katona (FUR), 1969-72  
 27, Dick Balderson (UR), 1966-68  
 24, Mark Airaghi (VMI), 1980-83  
 23, Jeff Barkley (CIT), 1979-82  
 22, Mike Pendleton (CIT), 1978-81  
 21, John Radosevich (WVU), 1963-65  
 21, Kirk Burnett (FUR), 1984-87  
 20, Doug Pounder (CIT), 1968-71  
 20, Jeff Andrews (ETSU), 1979-81  
 20, Steve Condon (DAV), 1984-87  
 20, Matt Baber (ETSU), 1999-00

#### Strikeouts

431, Brian Wiley (CIT), 1996-99  
 429, Brett Lewis (GSU), 1999-02  
 374, Clark Maxwell (WCU), 1994-97  
 353, Everett Teaford (GSU), 2004-06  
 339, John Radosevich (WVU), 1963-65  
 332, Nick Chigges (CofC), 2004-07  
 323, Reid Casey (ETSU), 1999-02  
 322, Brian Rogers (CIT), 1996-98  
 308, Asher Wojciechowski (CIT), 2007-10  
 306, Jason Beverlin (WCU), 1992-94

#### Bases on Balls

194, Brian Wiley (CIT), 1996-99  
 194, Reid Casey (ETSU), 1999-02  
 174, Brett Lewis (GSU), 1999-02  
 172, George Lehr (WOF), 1999-02  
 166, Kevin Simmons (ASU), 1983-86  
 164, Kirk Burnett (FUR), 1984-87  
 163, Scott Weaver (DAV), 1983-86  
 163, Jamie Furr (CIT), 1986-89  
 155, Corey Etheridge (FUR), 1999-02  
 153, Chris Bengel (CIT), 1984-87

#### Shutouts

9, Ron Hastings (ECU), 1968-71  
 9, Donald Morillo (CIT), 1992-95  
 7, Dick Balderson (UR), 1966-68  
 7, John Katona (FUR), 1969-72  
 7, Mike Pendleton (CIT), 1978-81  
 7, Jeff Andrews (ETSU), 1979-81  
 6, Dennis Burke (ECU), 1966-68  
 6, Doug Pounder (CIT), 1968-71  
 6, David Farmer (ASU), 1976-78  
 6, Frank Galloway (CIT), 1976-79  
 6, Steve Basch (CIT), 1990-93  
 6, Scooter Michael (UNCG), 2001-04

#### Saves

37, Thomas Girdwood (Elon), 2008-11  
 29, Hank Kraft (CIT), 1989-92  
 29, Tod Lee (GSU), 1995-97  
 29, Brett Harker (CofC), 2003-05  
 26, Donald Morillo (CIT), 1992-95  
 26, Link Saunders (CIT), 2003, 2005-07  
 25, Randy Corn (CIT), 1999-02  
 25, Jay Heafner (DAV), 2003-06  
 22, Tom Martin (CIT), 1995-98  
 22, Ryan Foster (WCU), 2000-03

## TEAM GAME BATTING

### Strikeouts per 9 IP

14.2, Tod Lee (GSU), 1995-97  
 14.1, John Radosevich (WVU), 1963-65  
 12.6, Randy Corn (CIT), 1999-02  
 11.75, Lex Rutledge (SAM), 2010-11  
 10.83, Drew Mahaffey (CIT), 2008-11  
 10.8, Tom Harrison (FUR), 1968-71  
 10.63, Kyle Stewart (WCU), 2009-11  
 10.6, Chris Patterson (ASU), 2007-10  
 10.53, Chris Masters (WCU), 2007-09  
 10.22, Asher Wojciechowski (CIT), 2007-10

### Relief Appearances

136, Mike Frongello (DAV), 2008-11  
 135, Raymond Copenhaver (CIT), 2007-10  
 129, Ted Toler (UNCG), 1998-01  
 120, Ryan Foster (WCU), 2000-03  
 118, Rob Purvis (FUR), 1999-02  
 112, Tom Martin (CIT), 1995-98  
 109, Tod Lee (GSU), 1995-97  
 107, Jason Cadenhead (GSU), 1999-03  
 103, Matt Hamer (CIT), 2000-03  
 97, Mike Frongello (DAV), 2008-10  
 93, Zach Quate (ASU), 2006-09

### Hit Batters

56, George Lehr (WOF), 1999-02  
 49, Reid Casey (ETSU), 1999-02  
 49, Tom Mastny (FUR), 2000-03  
 45, Andy Cater (DAV), 2002-05  
 43, Austin Redwine (WOF), 2004-07  
 42, Jamie McDonald (DAV), 1997-00  
 40, Tate Osterman (WOF), 1999-02  
 39, Corey Etheridge (FUR), 1999-02  
 39, Chris Pollard (DAV), 1993-96  
 39, Tom Mastny (FUR), 1999-02  
 38, Brett Lewis (GSU), 1999-02

### At Bats

78, WCU vs. Elon, 5-25-11 (20 inn.)  
 76, WOF vs. Elon, 5-1-09 (18 inn.)  
 70, FUR vs. WCU, 5-13-11 (16 inn.)  
 68, Elon vs. WCU, 5-25-11 (20 inn.)  
 64, GSU vs. Clemson, 4-21-96 (18 inn.)  
 63, Elon vs. WOF, 5-1-09 (18 inn.)  
 62, WCU at FUR, 4-25-09  
 61, CoFC vs. GSU, 4-3-09  
 60, CoFC vs. Virginia, 2-26-06  
 60, GSU vs. CoFC, 4-3-09  
 60, WCU vs. FUR, 5-13-11 (16 inn.)

### Hits

32, CIT vs. DAV, 4-5-82  
 30, MAR vs. Morehead State, 3-22-90  
 30, WCU vs. FUR, 1993  
 30, CoFC vs. FUR, 3-30-09  
 30, WCU vs. Eastern Kentucky, 4-8-09  
 29, DAV vs. ETSU, 5-12-05  
 29, ASU vs. Elon, 5-1-08  
 28, CoFC vs. George Mason, 2-25-07  
 28, CoFC vs. George Mason, 2-23-08  
 27, GSU vs. New Jersey Tech, 2-16-07  
 27, CoFC vs. FUR, 3-29-09

### Hits, Inning

14, GSU vs. New Jersey Tech, 2-16-07  
 12, WCU vs. FUR, 1991  
 10, WOF vs. IPFW, 2-17-07  
 10, WCU vs. Hartford, 3-16-08  
 10, Elon vs. WOF, 5-21-08  
 9, DAV vs. WCU, 3-28-86  
 9, Elon vs. GSU, 5-22-08

### Runs

35, MAR vs. Morehead State, 3-22-90  
 34, GSU vs. New Jersey Tech, 2-16-07  
 32, WCU vs. Hartford, 3-16-08  
 31, CoFC at DAV, 3-21-08  
 30, CoFC vs. Quinnipiac, 3-10-09  
 29, WCU vs. MAR, 1992

29, GSU vs. Florida A&M, 3-22-00  
 29, Elon vs. ASU, 5-20-05  
 29, DAV vs. Mount St. Mary's, 2-28-10  
 28, VMI vs. Coppin State, 4-2-02  
 28, CoFC vs. George Mason, 2-23-08

### Runs, Inning

17, DAV vs. Mount St. Mary's, 2-28-10  
 16, GSU vs. New Jersey Tech, 2-16-07  
 15, Elon vs. WOF, 5-21-08  
 14, FUR vs. WCU, 3-25-00  
 14, DAV vs. Mount St. Mary's, 2-17-01  
 13, WCU vs. VMI, 1988  
 13, WCU vs. VMI, 1991  
 13, CIT vs. WOF, 2-20-96  
 13, Elon vs. ASU, 5-20-05  
 13, WCU vs. Hartford, 3-16-08  
 13, CoFC vs. FUR, 3-29-09

### Doubles

11, ASU vs. VMI, 4-14-85  
 10 CoFC vs. ETSU, 4-13-03  
 10, GSU vs. New Jersey Tech, 2-16-07  
 10, ASU vs. N.C. A&T, 2-28-07  
 10, CoFC vs. Ball State, 3-9-11  
 9, ETSU vs. ASU, 4-3-99  
 9, VMI vs. ETSU, 5-5-01  
 9, ETSU vs. Central Michigan, 2-28-04  
 9, GSU vs. ASU, 5-7-05  
 9, WCU vs. Wofford, 5-3-08  
 9, Elon vs. UNCG, 4-2-10

### Triples

6, CIT vs. Hunter, 4-18-75

### Home Runs

14, GSU vs. Columbia, 3-15-08  
 10, WCU vs. UNC Asheville, 1986  
 9, MAR vs. Morehead State, 1990  
 9, CoFC vs. Furman, 3-29-09  
 9, Elon vs. CoFC, 4-11-09  
 8, ASU vs. DAV, 4-20-97  
 8, Elon vs. High Point, 5-12-09  
 7, WCU vs. WOF, 5-11-07  
 7, WCU vs. WOF, 5-12-07  
 7, WCU vs. Hartford, 3-16-08  
 7, WOF vs. Presbyterian, 4-21-09

### RBIs

34, MAR vs. Morehead State, 3-22-90  
 31, GSU vs. New Jersey Tech, 2-16-07  
 31, CoFC at DAV, 3-21-08  
 30, CoFC vs. Quinnipiac, 3-10-09  
 29, WCU vs. Hartford, 3-16-08  
 27, GSU vs. ASU, 5-7-05  
 27, CoFC vs. George Mason, 2-23-08  
 27, CoFC vs. FUR, 3-29-09  
 26, UNCG vs. N.C. A&T, 4-23-03  
 26, Elon vs. ASU, 5-20-05  
 26, Elon at WCU, 5-9-09  
 26, CoFC vs. Charleston Southern, 3-24-10

### Total Bases

65, CoFC vs. FUR, 3-29-09  
 64, GSU vs. Columbia, 3-15-08  
 52, CoFC vs. George Mason, 2-23-08  
 52, WCU vs. Hartford, 3-16-08  
 52, Elon vs. CoFC, 4-11-09  
 49, DAV vs. UNC Asheville, 4-21-93  
 48, CoFC at DAV, 3-21-08  
 47, ETSU vs. ASU, 4-3-99  
 47, CoFC vs. Lipscomb, 3-4-05  
 47, CoFC vs. Georgia Mason, 2-25-07  
 46, ASU vs. Wake Forest, 3-18-08

## TEAM GAME FIELDING

### Putouts

60, Elon vs. WCU, 5-25-11 (20 inn.)  
 60, WCU vs. Elon, 5-25-11 (20 inn.)  
 54, GSU vs. Clemson, 4-21-96 (18 inn.)  
 54, Elon vs. WOF, 5-1-09 (18 inn.)  
 53, WOF vs. Elon, 5-1-09 (18 inn.)  
 51, CoFC vs. Virginia, 2-26-06 (17 inn.)  
 48, Elon vs. South Florida, 2-27-11 (16 inn.)  
 48, FUR vs. WCU, 5-13-11 (16 inn.)  
 48, WCU vs. FUR, 5-13-11 (16 inn.)  
 45, nine times

### Assists

29, ETSU vs. ASU, 5-18-00  
 29, WCU vs. Elon, 5-25-11  
 28, CIT vs. Old Dominion, 2-22-04  
 26, DAV vs. Morehead State, 3-21-94  
 26, CoFC vs. Notre Dame, 6-2-06  
 25, Elon vs. WCU, 5-25-11  
 24, WOF vs. GSU, 4-17-99  
 23, DAV vs. Coker, 2-13-93  
 23, CIT vs. Tennessee Tech, 2-28-09  
 22, GSU vs. Clemson, 4-21-96  
 22, FUR vs. VMI, 3-24-01  
 22, CoFC vs. Virginia, 2-26-06  
 22, WCU vs. WOF, 5-4-08  
 22, Elon vs. South Florida, 2-27-11

### Errors

11, CIT vs. East Carolina, 4-21-73  
 9, VMI vs. ASU, 3-27-99  
 9, WOF vs. GSU, 4-18-99  
 9, VMI vs. ETSU, 5-5-01  
 8, WOF vs. South Carolina, 3-22-00  
 8, Elon vs. Coastal Carolina, 5-7-09  
 8, SAM vs. ASU, 4-25-10  
 7, DAV vs. WOF, 3-10-06  
 7, CoFC vs. Towson, 2-18-07  
 7, Elon vs. CoFC, 5-6-07  
 7, DAV vs. WOF, 3-28-08  
 7, WCU vs. ETSU, 3-25-08  
 7, WCU vs. Eastern Kentucky, 4-8-09  
 7, CIT vs. FUR, 4-15-11  
 7, DAV vs. Lehigh, 2-26-11

### Double Plays

5, 12 times, most recent: CIT vs. Presbyterian, 5-1-11; GSU vs. ASU, 5-21-11; UNCG vs. FUR, 5-25-11; CoFC vs. Elon, 5-25-11



45, GSU vs. ETSU, 3-25-00  
45, CofC vs. Indiana State, 3-15-08  
45, ASU vs. UNC Greensboro, 5-9-09

### Walks

19, DAV vs. Cascade Mills, 3-19-49  
19, CIT vs. Butler, 3-15-95  
19, CIT vs. ETSU, 3-18-95  
18, GSU vs. Coppin State, 2-28-09  
18, UNCG vs. Albany, 2-27-10  
17, Elon vs. WOF, 5-1-09  
17, WOF vs. North Carolina A&T, 3-18-09  
17, GSU vs. Charleston Southern, 5-17-11  
16, ASU vs. Morris Brown, 3-19-78  
16, DAV vs. Yale, 3-11-97  
16, GSU vs. Georgia State, 4-14-99

### Walks, Inning

9, CIT vs. Salisbury State, 3-31-87  
9, GSU vs. Charleston Southern, 5-17-11

### Strikeouts

25, WOF at Elon, 5-1-09  
23, UTC vs. Vanderbilt, 4-21-70  
21, ASU vs. CIT, 4-12-97  
21, DAV vs. GSU, 3-2-03  
20, FUR vs. CIT, 5-19-99  
20, Elon vs. WCU, 5-25-11  
19, WCU at DAV, 5-14-09  
18, ASU at Clemson, 3-6-88  
18, WOF vs. South Carolina, 3-20-02  
18, CIT vs. South Carolina, 2-19-03  
18, DAV vs. Elon, 3-30-07  
18, CofC vs. WCU, 3-27-10

### Sacrifice Hits

6, CofC vs. GSU, 5-9-04  
5, CIT vs. VMI, 4-28-84  
5, ETSU vs. ASU, 4-22-00  
5, UNCG vs. DAV, 5-24-02  
5 CofC vs. ETSU, 4-13-03  
5 GSU vs. CIT, 5-5-03  
5, CofC vs. Virginia, 2-6-06  
5, Elon vs. WOF, 5-3-09  
5, GSU vs. Charleston Southern, 5-4-11

### Innings Pitched

20.0, Elon vs. WCU, 5-25-11  
20.0, WCU vs. Elon, 5-25-11  
18.0, GSU vs. Clemson, 4-21-96  
18.0, Elon vs. WOF, 5-1-09  
17.2, WOF vs. Elon, 5-1-09  
17.0, CofC vs. Virginia, 2-26-06  
16.0, Elon vs. South Florida, 2-27-11  
16.0, FUR vs. WCU, 5-13-11  
16.0, WCU vs. FUR, 5-13-11  
15.0, 10 times

### Hits Allowed

33, CIT vs. South Carolina, 4-17-86  
30, FUR vs. CofC, 3-29-09  
29, Elon vs. ASU, 5-1-08  
29, DAV vs. Wake Forest, 2-24-00

### Strikeouts

25, Elon vs. WOF, 5-1-09  
22, WVU vs. Waynesburg, 4-16-64  
21, CIT vs. ASU, 4-12-97  
21, GSU vs. DAV, 3-2-03  
20, ECU vs. George Washington, 1970  
20, GSU vs. Georgia State, 4-30-96  
20, CIT vs. FUR, 5-19-99  
20, WCU vs. Elon, 5-25-11  
19, DAV vs. WCU, 5-14-09  
18, GSU vs. Canisius, 3-1-02

### Sacrifice Flies

8, CIT vs. Coppin State, 2-19-05  
6, CofC vs. Quinnipiac, 3-10-09  
5, ETSU vs. VMI, 5-5-01  
5, CIT vs. VMI, 4-28-94  
4, GSU vs. WOF, 5-19-06  
4, GSU vs. WOF, 5-20-06  
4, VMI vs. CIT, 4-28-94  
4, CIT vs. DAV, 4-21-07

### Stolen Bases

13, UNCG vs. N.C. A&T, 3-31-99  
11, CIT vs. Western Michigan, 2-26-00  
11, UNCG vs. N.C. A&T, 4-12-00  
10, CofC vs. UNC Asheville, 2-19-00  
10, CofC vs. Detroit, 3-6-01  
10, GSU vs. Buffalo, 3-6-05

### Hit by Pitch

10, Wofford vs. Iona, 2-19-11  
9, WCU vs. Hartford, 3-16-08  
8, VMI vs. WOF, 4-4-99  
8, DAV vs. Albany, 3-8-00  
8, CofC vs. Howard, 2-9-02  
8, CofC vs. Hofstra, 2-16-04  
8, GSU vs. ASU, 5-7-05  
8, DAV vs. Mount St. Mary's, 2-28-10  
7, CIT vs. CofC, 3-29-03  
7, Elon vs. UNC Wilmington, 4-19-05  
7, GSU vs. Elon, 5-24-09  
7, WOF at South Carolina, 3-11-09  
7, SAM at CofC, 3-12-10  
7, CofC at WCU, 3-26-10  
7, CofC at FUR, 4-11-10

### Hit by Pitch, Inning

5, DAV vs. Mount St. Mary's, 2-28-10  
4, VMI vs. WOF, 4-4-99  
4, GSU vs. ASU, 5-7-05

### Hit by Pitch, both teams

11, WOF (10) vs. Iona (10), 2-19-11  
10, CofC (3) at FUR (7), 4-11-10  
9, VMI (8) vs. WOF (1), 4-4-99  
9, WCU vs. DAV, 4-30-00  
9, Elon (2) vs. UNC Wilmington (7), 4-19-05  
9, WCU (9) vs. Hartford (0), 3-16-08  
8, DAV (8) vs. Albany (0), 3-8-00  
8, GSU (8) vs. ASU (0), 5-7-05  
8, CofC (7) vs. SAM (1), 3-12-10  
8, WCU (7) vs. CofC (1), 3-26-10

### Left on Base

23, Elon vs. WOF, 5-1-09  
21, CIT vs. Butler, 3-11-06  
21, CIT vs. ETSU, 2-10-07  
21, CIT vs. Virginia Tech, 2-23-07  
20, CIT vs. UNCG, 5-4-01  
20, CofC vs. UNC Wilmington, 2-22-11  
20, WCU vs. Elon, 5-25-11  
18, WCU vs. CIT, 4-5-02  
18, Elon vs. ASU, 2-28-04  
18, ASU vs. Elon, 5-1-08  
18, GSU vs. CofC, 4-3-09  
18, GSU vs. DAV, 5-20-09  
18, WCU vs. Eastern Kentucky, 4-8-09  
18, WOF vs. North Carolina A&T, 3-18-09

### Plate Appearances

90, WCU vs. Elon, 5-25-11 (20 inn.)  
88, Elon vs. WOF, 5-1-09 (18 inn.)  
82, WOF vs. Elon, 5-1-09  
80, Elon vs. WCU, 5-25-11  
78, GSU vs. Clemson, 4-21-96 (18 inn.)  
78, FUR vs. WCU, 5-13-11 (16 inn.)  
76, WCU vs. FUR, 5-13-11 (16 inn.)  
73, GSU vs. CofC, 4-3-09  
71, CofC vs. GSU, 4-3-09  
70, GSU vs. New Jersey Tech, 2-16-07

## TEAM GAME PITCHING

18, Elon vs. DAV, 3-30-07  
18, UNCG vs. Albany, 3-25-08  
18, WCU vs. CofC, 3-27-10

### Walks

24, ETSU vs. Tennessee, 2-24-88  
18, GSU vs. Clemson, 4-21-96 (18 inn.)  
17, WOF at Elon, 5-1-09 (18 inn.)  
15, ASU at FUR, 3-22-75  
15, ASU at Georgia Tech, 3-24-78  
15, ASU at Oklahoma State, 5-23-86  
15, ASU at Georgia Tech, 3-8-89  
14, CIT vs. DAV, 3-17-85

### Runs Allowed

32, CIT vs. South Carolina, 4-2-92  
31, DAV vs. CofC, 3-21-08  
30, FUR vs. Ohio, 3-17-79  
30, DAV vs. Wake Forest, 2-24-00

### Earned Runs Allowed

30, DAV vs. CofC, 3-21-08  
29, DAV vs. Wake Forest, 2-24-00  
27, WCU vs. Elon, 5-9-09  
26, WOF vs. WCU, 5-11-07  
25, CIT vs. South Carolina, 4-2-92  
25, DAV at CofC, 5-3-09

### Wild Pitches

9, ASU vs. Elon, 3-16-07  
8, VMI vs. GSU, 4-10-99  
8, CofC at WCU, 3-27-10  
7, WOF vs. UNCG, 4-11-99  
7, WOF vs. Winthrop, 2-16-00  
6, DAV vs. WCU, 3-22-98  
6, VMI vs. UNCG, 3-11-01  
6, CofC vs. Elon, 5-23-04  
6, GSU vs. Georgia State, 5-11-05  
6, ASU vs. UNC Greensboro, 5-10-09

### Hit Batters

8, WOF vs. VMI, 4-4-99  
8, CofC vs. Howard, 2-10-02  
8, ASU vs. GSU, 5-7-05  
7, DAV vs. GSU, 3-1-03  
7, CofC vs. CIT, 3-29-03  
7, DAV vs. WCU, 3-27-04  
7, CofC vs. Indiana State, 3-15-08  
7, Elon vs. GSU, 5-24-09  
7, CofC vs. SAM, 3-12-10  
7, WCU vs. CofC, 3-26-10  
7, FUR vs. CofC, 4-11-10

### Hit Batters, Inning

4, DAV vs. CofC, 4-18-04  
4, ASU vs. GSU, 5-7-05

## TEAM SEASON BATTING

**Batting Average**

.355, College of Charleston, 2005  
 .353, Appalachian State, 1978  
 .351, Western Carolina, 1997  
 .350, College of Charleston, 2007  
 .346, Appalachian State, 1981  
 .346, The Citadel, 1982  
 .346, Georgia Southern, 2008  
 .345, College of Charleston, 2009  
 .342, East Tennessee State, 1997  
 .341, Western Carolina, 1986  
 .341, College of Charleston, 2004

**At Bats**

2,360, Western Carolina, 1985  
 2,343, The Citadel, 2004  
 2,293, College of Charleston, 2010  
 2,292, College of Charleston, 2005  
 2,285, Georgia Southern, 2002  
 2,265, Western Carolina, 2003  
 2,256, Western Carolina, 1997  
 2,253, The Citadel, 2010  
 2,246, Western Carolina, 1992  
 2,242, Western Carolina, 2007

**Runs**

627, College of Charleston, 2008  
 604, Elon, 2009  
 595, Georgia Southern, 2008  
 576, College of Charleston, 2010  
 565, Georgia Southern, 2009  
 560, Western Carolina, 1997  
 554, College of Charleston, 2009  
 553, College of Charleston, 2005  
 552, College of Charleston, 2007  
 545, Elon, 2008

**Hits**

814, College of Charleston, 2005  
 792, Western Carolina, 1997  
 760, College of Charleston, 2004  
 760, College of Charleston, 2007  
 751, Georgia Southern, 2008  
 733, Georgia Southern, 2002  
 732, College of Charleston, 2010  
 728, Western Carolina, 1985  
 728, The Citadel, 2009  
 725, College of Charleston, 2006  
 725, Western Carolina, 2007

**Doubles**

174, College of Charleston, 2005  
 168, Appalachian State, 2007  
 161, College of Charleston, 2008  
 160, College of Charleston, 2010  
 156, College of Charleston, 2009  
 155, Georgia Southern, 2000  
 154, Georgia Southern, 2008  
 151, College of Charleston, 2002  
 149, College of Charleston, 2007  
 148, Western Carolina, 2003  
 148, Western Carolina, 2007

**Triples**

42, College of Charleston, 2002  
 36, East Tennessee State, 1981  
 35, East Tennessee State, 1979  
 33, East Tennessee State, 1982  
 31, The Citadel, 1996  
 29, The Citadel, 1981  
 29, Appalachian State, 1981  
 27, The Citadel, 1982  
 27, UNCG, 1999  
 27, College of Charleston, 2003

**Home Runs**

138, Elon, 2009  
 130, College of Charleston, 2008  
 116, Western Carolina, 1988  
 114, Georgia Southern, 2008  
 110, College of Charleston, 2009  
 108, Wofford, 2007  
 105, College of Charleston, 2010  
 100, Western Carolina, 1997  
 92, College of Charleston, 2007  
 90, Appalachian State, 1986

**Grand Slams**

7, Elon, 2009  
 6, Georgia Southern, 2008  
 6, Appalachian State, 2009  
 5, College of Charleston, 2009  
 5, College of Charleston, 2010  
 4, Davidson 1997  
 4, Davidson 1988  
 4, Elon, 2006  
 4, Georgia Southern, 2009  
 4, Western Carolina, 2009  
 4, Wofford, 2009  
 4, UNCG, 2010

**Runs Batted In**

589, College of Charleston, 2008  
 558, Elon, 2009  
 543, Georgia Southern 2008  
 532, College of Charleston, 2010  
 517, College of Charleston, 2009  
 513, College of Charleston, 2007  
 505, Georgia Southern, 2009  
 495, College of Charleston, 2005  
 495, Elon, 2008  
 491, Western Carolina, 1997

**Total Bases**

1,310, Elon, 2009  
 1,304, College of Charleston, 2008  
 1,269, Georgia Southern, 2008  
 1,237, College of Charleston, 2007  
 1,237, College of Charleston, 2010  
 1,224, College of Charleston, 2009  
 1,196, College of Charleston, 2005  
 1,171, Western Carolina, 1988  
 1,158, Western Carolina, 2007  
 1,131, Wofford, 2007

**Slugging Percentage**

.607, College of Charleston, 2008  
 .596, Elon, 2009  
 .590, College of Charleston, 2009  
 .584, Georgia Southern, 2008  
 .570, College of Charleston, 2007  
 .559, Davidson, 1987  
 .539, College of Charleston, 2010  
 .523, Western Carolina, 1999  
 .523, East Tennessee State, 2005  
 .522, College of Charleston, 2005

**Walks**

330, Elon, 2008  
 328, College of Charleston, 2008  
 326, Georgia Southern, 1997  
 326, Elon, 2009  
 325, Western Carolina, 1985  
 314, Col of Charleston, 2000  
 308, Georgia Southern, 1995  
 308, Elon, 2006  
 302, Georgia Southern, 2008  
 302, Elon, 2010

**Strikeouts**

479, College of Charleston, 2010  
 476, Davidson, 2011  
 469, Elon, 2009  
 466, The Citadel, 2004  
 453, Elon, 2010  
 451, Western Carolina, 2009  
 451, Davidson, 2010  
 447, Wofford, 2006  
 443, Elon, 2008  
 437, Georgia Southern, 1995  
 437, Western Carolina, 1992

**Stolen Bases**

198, The Citadel, 2000  
 155, Elon, 2008  
 153, Western Carolina, 1998  
 152, UNCG, 1999  
 151, Georgia Southern, 2002  
 148, The Citadel, 1999  
 146, The Citadel, 1982  
 146, UNCG, 1998  
 144, Col of Charleston, 2000  
 143, The Citadel, 1996

**Hit by Pitch**

122, College of Charleston, 2004  
 108, Elon, 2005  
 107, Georgia Southern, 2009  
 105, Elon, 2008  
 99, College of Charleston, 2005  
 98, College of Charleston, 2000  
 96, College of Charleston, 2007  
 94, Georgia Southern, 2003  
 93, Elon, 2010  
 93, Western Carolina, 2010

**Sacrifice Bunts**

95, College of Charleston, 2006  
 94, College of Charleston, 2004  
 89, College of Charleston, 2005  
 89, UNCG, 2011  
 77, The Citadel, 2004  
 72, College of Charleston, 2007  
 70, The Citadel, 2006  
 67, Furman, 2002  
 60, Georgia Southern, 2011  
 59, UNCG, 2002

**Sacrifice Flies**

43, College of Charleston, 2009  
 40, Elon, 2006  
 40, College of Charleston, 2011  
 38, UNCG, 2008  
 37, Georgia Southern, 2002  
 37, Georgia Southern, 2008  
 36, Elon, 2005  
 36, College of Charleston, 2007  
 36, College of Charleston, 2010  
 35, Georgia Southern, 2005  
 35, Elon, 2008  
 35, Georgia Southern, 2009



### TEAM SEASON PITCHING

#### Earned Run Average

1.46, West Virginia, 1964  
1.46, VMI, 1970  
1.57, East Carolina, 1970  
1.66, The Citadel, 1970  
1.74, The Citadel, 1972  
1.84, West Virginia, 1966  
1.86, East Carolina, 1974  
1.91, The Citadel, 1969  
1.93, East Carolina, 1967  
1.94, William & Mary, 1970

#### Opponents Batting Average

.238, College of Charleston, 2006  
.242, Samford, 2011  
.247, VMI, 1995  
.252, The Citadel, 1998  
.255, Elon, 2011  
.256, UNC Greensboro, 2003  
.257, The Citadel, 2002  
.258, Georgia Southern, 2003  
.259, Furman, 2003  
.260, Appalachian State, 2011

#### Wins

48, College of Charleston, 2005  
47, College of Charleston, 2004  
46, The Citadel, 1990  
46, Georgia Southern, 1996  
46, College of Charleston, 2006  
45, Western Carolina, 1994  
45, Western Carolina, 1998  
45, Elon, 2006  
44, East Tennessee State, 1981  
44, Western Carolina, 1992  
44, Elon, 2008  
44, College of Charleston, 2010

#### Losses

43, Appalachian State, 2004  
42, Appalachian State, 2005  
39, Marshall, 1997  
38, Davidson 1998  
38, Appalachian State, 1999  
38, Wofford, 2000  
38, Western Carolina, 2000  
38, Appalachian State, 2000  
38, Davidson, 2008  
38, Wofford, 2010

#### Complete Games

29, East Tennessee State, 1980  
28, Davidson, 1975  
28, Appalachian State, 1982  
27, East Tennessee State, 1979  
27, Marshall, 1981  
27, Furman, 1992  
26, Western Carolina, 1984  
25, Chattanooga, 1981  
25, Furman, 1991  
23, William & Mary, 1976  
23, The Citadel, 1983

#### Shutouts

11, The Citadel, 1978  
9, Richmond, 1972  
9, East Tennessee State, 1980  
9, Appalachian State, 1983  
9, The Citadel, 1992  
9, Georgia Southern, 1994  
8, The Citadel, 1979  
8, The Citadel, 1982  
7, The Citadel, 1971  
7, East Carolina, 1977  
7, Marshall, 1981  
7, Appalachian State, 1983  
7, The Citadel, 1991  
7, Elon, 2011

#### Innings Pitched

600.2, The Citadel, 2004  
580.2, The Citadel, 2010  
575.1, College of Charleston, 2006  
568.0, College of Charleston, 2005  
567.2, College of Charleston, 2010  
566.2, College of Charleston, 2004  
566.1, Western Carolina, 2003  
565.0, Western Carolina, 1985  
563.1, The Citadel, 1994  
563.1, Georgia Southern, 2002

#### Walks

365, Western Carolina, 1985  
313, Wofford, 2000  
312, Wofford, 2009  
305, Appalachian State, 2004  
296, Wofford, 2007  
295, The Citadel, 1996  
295, Western Carolina, 2011  
294, Wofford, 2010  
293, Georgia Southern, 2001  
290, Elon, 2008

#### Strikeouts

598, The Citadel, 1998  
591, Georgia Southern, 2003  
552, Georgia Southern, 2002  
543, Georgia Southern, 2001  
534, The Citadel, 1999  
531, College of Charleston, 2010  
522, College of Charleston, 2006  
509, College of Charleston, 2005  
506, Georgia Southern, 1995  
506, The Citadel, 2010

#### Saves

24, Elon, 2009  
20, College of Charleston, 2007  
20, College of Charleston, 2011  
19, Appalachian State, 1981  
19, Georgia Southern, 1993  
19, College of Charleston, 2004  
19, College of Charleston, 2005  
19, The Citadel, 2006  
18, College of Charleston, 2008  
17, The Citadel, 1994  
17, Western Carolina, 2005  
17, Samford, 2011

#### Runs Allowed

527, Appalachian State, 2005  
524, Appalachian State, 1999  
522, VMI, 1981  
521, Wofford, 2007  
514, Wofford, 2010  
511, VMI, 1997  
509, Davidson, 2007  
506, Marshall, 1997  
486, Davidson 1997  
484, Davidson, 2008

#### Highest Earned Run Average

12.02, VMI, 1981  
10.97, Marshall, 1997  
9.58, Marshall, 1996  
9.54, East Tennessee State, 1988  
9.36, Appalachian State, 1999  
9.11, VMI, 1997  
8.90, VMI, 1980  
8.85, Wofford, 2003  
8.79, Appalachian State, 1998

#### Hit Batters

92, Western Carolina, 2009  
85, Davidson, 2007  
82, Davidson, 2008  
82, Western Carolina, 2008  
82, College of Charleston, 2011  
80, Wofford, 2007  
80, Georgia Southern, 2008  
80, Furman 2010  
77, Elon, 2009  
77, College of Charleston, 2010

### TEAM SEASON FIELDING

#### Double Plays

68, Georgia Southern, 1992  
68, Furman, 2005  
66, Elon, 2010  
64, Wofford, 2000  
64, Wofford, 2007  
63, Georgia Southern, 1996  
61, College of Charleston, 1999  
61, Elon, 2009  
60, The Citadel, 1987  
60, The Citadel, 2004  
60, Georgia Southern, 2009

#### Errors

138, Appalachian State, 2005  
135, Chattanooga, 1981  
130, Western Carolina, 1992  
127, The Citadel, 1994  
127, Georgia Southern, 1997  
125, VMI, 1981  
123, Georgia Southern, 1998  
122, VMI, 2000  
121, Davidson, 1982  
121, Western Carolina, 1995

## INDIVIDUAL GAME BATTING

**Most At-Bats:** 10, Aaron Attaway (WCU) vs. Elon, 2011; Ross Heffley (WCU) vs. Elon, 2011

**Most Hits:** 6, Tyler White (WCU) vs. Elon, 2011

**Most Runs:** 5, Nathan Dunn (ETSU) vs. VMI, 1992; David Groseclose (VMI) vs. Davidson, 1993; Ronny Marmol (COFC) vs. VMI, 1999; Brandon Waring (WOF) vs. College of Charleston, 2007; Jeremiah Parker (GSU) vs. UNCG, 2008; Shawn Payne (GSU) vs. Western Carolina, 2011

**Most Doubles:** 3, Dave Piela (WCU) vs. The Citadel, 1988; Scott McDaniel (ASU) vs. Western Carolina, 1995; Phillip Coker (COFC) vs. UNCG, 2004; Brent Stephens (GSU) vs. East Tennessee State, 2005; Chase Austin (Elon) vs. Georgia Southern, 2007

**Most Triples:** 2, Matt Raleigh (WCU) vs. VMI, 1991; Jim Morrill (FUR) vs. The Citadel, 1996

**Most Home Runs:** 2, on 31 occasions: most recently, Trey Hayes (SAM) vs. Furman, 2010

**Most Total Bases:** 11, Jim Eldridge (WCU) vs. Appalachian State, 1986; Brandon Hollier (FUR) vs. Appalachian State, 1997; Brandon Waring (WOF) vs. College of Charleston, 2007; Jeremiah Parker (GSU) vs. UNCG, 2008; Chase Austin (Elon) vs. Western Carolina, 2009; Kyle Blackburn (GSU) vs. Appalachian State, 2009

**Most Runs Batted In:** 6, John Parrott (VMI) vs. Davidson, 1987; Skip Nelloms (WCU) vs. Appalachian State, 1988; Johnny McCraw (ASU) vs. Marshall, 1989; Brandon Waring (WOF) vs. College of Charleston, 2007; Greg Feltes (UNCG) vs. Georgia Southern, 2008; Chase Austin (Elon) vs. Western Carolina, 2009

**Most Stolen Bases:** 4, Josh Edgeworth (COFC) vs. Appalachian State, 2000

**Highest Batting Average:** 1.000 (5-for-5), John Connolly (WCU) vs. Davidson, 1994; Cory Harrilchak (Elon) vs. College of Charleston, 2008

**Most Walks:** 4, Anthony Jenkins (CIT) vs. Marshall, 1990; Rodney Hancock (CIT) vs. Georgia Southern, 1997; Alex Tolbert (WCU) vs. Furman, 1997; Griffin Benedict (GSU) vs. UNCG, 2007; Clay McCord (COFC) vs. Elon, 2008; Greg Blake (COFC) vs. Western Carolina, 2010

## INDIVIDUAL GAME PITCHING

**Most Innings Pitched:** 11.0, Rodney Lemonds (ASU) vs. Georgia Southern, 2000

**Fewest Hits (min. 9 inn.):** 2, Billy Baker (CIT) vs. Marshall, 1990; Derek Cockrell (WCU) vs. VMI, 1993

**Most Strikeouts:** 20, Rodney Hancock (CIT) vs. Furman, 1999

**Fewest Walks (min. 9 inn.):** 0, Ken Britt (CIT) vs. Appalachian State, 1991; Phillip Grundy (WCU) vs. The Citadel, 1992; Julio Ayala (GSU) vs. Davidson, 1996; Mark DiFelice (WCU) vs. Furman, 1997; Brett Lewis (GSU) vs. College of Charleston, 2001; Matt Nunley (ETSU) vs. Furman, 2001; Ken Eggleton (CIT) vs. Davidson, 2004

**Most Consecutive Scoreless Innings:** 9, on 10 occasions, most recently, Chris Beck (GSU) vs. Samford, 2011

## INDIVIDUAL TOURNAMENT BATTING

**Most At-Bats:** 29, Chris Petersen (GSU), 1992

**Most Hits:** 14, Brandon Waring (WOF), 2007

**Most Runs:** 13, David Beckley (CIT), 1996; Cory Harrilchak (Elon), 2008

**Most Doubles:** 5, Joey Cox (WCU), 1991; Phillip Coker (COFC), 2004

**Most Triples:** 2, Matt Raleigh (WCU), 1991; Matt Wilson (GSU), 1993; Mike Tidick (WCU), 1994; Mark Hamlin (GSU), 1995; Franco Martin (VMI), 1995; Jim Reynolds (MAR), 1995; Mark Hamlin (GSU), 1996; Brian Joyce (DAV), 1997; Josh Edgeworth (COFC), 2000; Chris Behne (ASU), 2000; Chad Hall (GSU), 2002; Drew Davis (Elon), 2004; Michael Kohn (COFC), 2007

**Most Home Runs:** 5, Brandon Waring (WOF), 2007

**Most Total Bases:** 31, Brandon Waring (WOF), 2007

**Most Runs Batted In:** 16, Brandon Waring (WOF), 2007

**Highest Batting Average (Min. 10 AB):** .714 (10-for-14), A.J. Zickgraf (GSU), 2003; .688 (11-for-16), Craig Caudill (FUR), 2002

**Most Stolen Bases:** 6, Josh Edgeworth (COFC), 2000; Chris Morris (CIT), 2000

**Most Walks:** 8, Dan McDonnell (CIT), 1990; Antoine Moran (GSU), 1997; Greg Blake (CofC), 2010

## INDIVIDUAL TOURNAMENT PITCHING

**Most Appearances:** 5, Doug Udzilla (WCU), 1990; David Noyce (FUR), 1997; Ted Toler (UNCG), 1998; Taft Cable (UNCG), 2001; Justin Smith (CIT), 2007; Raymond Copenhagen (CIT), 2007

**Most Wins:** 3, Jason Beverlin (WCU), 1993

**Most Innings Pitched:** 18.2, Jim Carragher (GSU), 1992

**Lowest Earned Run Average (min. 9 inn.):** 0.00, Brian Rogers (CIT), 1998 (13.0 IP); Rodney Lemonds (ASU), 2000 (11.0 IP); Ryan Basner (WCU), 2003 (10 IP); Andy Rickman (WCU), 1985 (9.1 IP); Jay Reames (CIT), 1996 (9.0 IP); Scooter Michael (UNCG), 2002 (9.0 IP); Ryan Johnson (COFC), 2002 (9.0 IP); Jeff Stovall (FUR), 2002 (9.0 IP); Tom Mastny (FUR), 2003 (9.0 IP); Chris Mason (UNCG), 2003 (9.0 IP); Jimmy Reyes (Elon), 2010 (9.0 IP); Seth Grant (ASU), 2011 (9.0 IP)

**Fewest Hits (min. 9 inn.):** 3, Dallas Rhinehart (ETSU), 1992 (9.0 IP); Brian Rogers (CIT), 1998 (13.0 IP); Robbie Huffstetler (ASU), 2001 (9.0 IP)

**Most Strikeouts:** 22, Chris Beck (GSU), 2011

**Fewest Walks (min. 9 inn.):** 0, Brad Josey (WCU), 2004 (10.2 IP); Ken Eggleton (CIT), 2004 (9.0 IP); Jeff Stovall (FUR), 2002 (9.0 IP); Ben Hagar (ASU), 2001 (9.0 IP); Mark DiFelice (WCU), 1997 (9.0 IP); Julio Ayala (GSU), 1996; Phillip Grundy (WCU), 1992; Ken Britt (CIT), 1991

**Most Consecutive Scoreless Innings:** 13.0, Brian Rogers (CIT), 1998; Wes Wrenn (CIT), 2007

**Most Saves:** 4, Nick Hollstegge (FUR), 2005



### TEAM GAME BATTING

**Most At-Bats:** 78, Western Carolina vs. Elon, 2011 (20 inn.)

**Most Hits:** 24, Western Carolina vs. The Citadel, 1988

**Most Hits by a Losing Team:** 18, VMI vs. The Citadel, 1989

**Most Runs:** 22, Western Carolina vs. The Citadel, 1988

**Most Runs by a Losing Team:** 17, Appalachian State vs. Western Carolina, 1986

**Most Doubles:** 8, Georgia Southern vs. Western Carolina, 2003; 7, Western Carolina vs. The Citadel, 1988; Appalachian State vs. Western Carolina, 1995

**Most Triples:** 3, Western Carolina vs. VMI, 1991; Georgia Southern vs. Davidson, 1993; Davidson vs. The Citadel, 1997

**Most Home Runs:** 7, Western Carolina vs. The Citadel, 1988

**Most Total Bases:** 54, Western Carolina vs. The Citadel, 1988

**Most RBIs:** 21, Western Carolina vs. The Citadel, 1988; Georgia Southern vs. UNC Greensboro, 2008; Elon vs. Wofford, 2008

**Highest Batting Average:** .500 (21-42), Georgia Southern vs. UNCG, 2008

**Most Stolen Bases:** 7, UNCG vs. Furman, 2002; The Citadel vs. Furman, 2010

**Most Walks:** 13, East Tennessee State vs. Appalachian State, 1986

**Most Left on Base:** 20, Western Carolina vs. Elon, 2011 (20 inn.)

### TEAM GAME PITCHING

**Most Innings Pitched:** 20, Elon; Western Carolina, 2011

**Most Strikeouts:** 20, The Citadel vs. Furman, 1999; Western Carolina vs. Elon, 2011

**Most Consecutive Scoreless Innings:** 9, on 10 occasions. Most recently by Georgia Southern vs. Samford, 2011

**Fewest Hits:** 1, The Citadel vs. VMI, 1994; Georgia Southern vs. Furman, 2000

### TEAM TOURNAMENT BATTING

**Most At-Bats:** 228, Georgia Southern, 1992

**Most Hits:** 72, The Citadel, 2004; Furman, 1997

**Most Runs:** 66, Elon, 2008

**Most Doubles:** 17, Western Carolina, 1991

**Most Triples:** 5, Georgia Southern, 1993; Georgia Southern, 1995

**Most Home Runs:** 14, Western Carolina, 1988

**Most Total Bases:** 114, Georgia Southern, 1992; Elon, 2008

**Most RBIs:** 64, Elon, 2008

**Highest Batting Average:** .423 (71-168), Elon, 2008

**Most Stolen Bases:** 18, The Citadel, 1996

**Most Walks:** 29, UNCG, 2002; 27, Western Carolina, 1985

### TEAM TOURNAMENT PITCHING

**Best Earned Run Average:** 0.75, The Citadel, 1998 (3 ER/36.0 inn)

**Fewest Runs Allowed:** 3, The Citadel, 1998

**Most Complete Games:** 5, The Citadel, 2004

**Most Strikeouts:** 58, The Citadel, 1999

**Most Consecutive Scoreless Innings:** 29.2, Western Carolina, 2003; 29.1, The Citadel, 1998

**Most Saves:** 4, Furman, 2005

**Most Shutouts Pitched:** 3, Western Carolina, 2003; 2, The Citadel, 1998

### TOURNAMENT GAME - TWO TEAMS

**Most Runs:** 35, Western Carolina vs. Appalachian State, 1986

**Most Hits:** 38, The Citadel vs. VMI, 1988

**Fewest Runs:** 1, East Tennessee State vs. Appalachian State, 1992; Western Carolina vs. Georgia Southern, 2003; Elon vs. Samford, 2010; Georgia Southern vs. Samford, 2011

**Fewest Hits:** 7, Georgia Southern vs. Western Carolina, 2003; Georgia Southern vs. Samford, 2011

**Most Doubles:** 10, Davidson vs. VMI, 1987; Western Carolina vs. The Citadel, 1988; Appalachian State vs. Western Carolina, 1995; Georgia Southern vs. Western Carolina, 2003

**Most Triples:** 3, Western Carolina vs. VMI, 1991; Georgia Southern vs. Davidson, 1993; The Citadel vs. Furman, 1996; Davidson vs. The Citadel, 1997; College of Charleston vs. UNCG, 2000

**Most Home Runs:** 9, Appalachian State vs. Davidson, 1987

### MISCELLANEOUS GAME

**Longest Game:** 20 innings, Western Carolina vs. Elon, 2011

**Most Runs Scored-One Inning:** 15, Elon vs. Wofford, 2008

**Largest Margin of Victory:** 17, East Tennessee St. (20) vs. VMI (3), 1992

**Largest Deficit Overcome for Victory:** 9 runs, Western Carolina vs. Appalachian State, 1993

**Largest Deficit Overcome in 9th Inning for Victory:** 3 runs, Furman vs. Western Carolina, 1991; Furman vs. Georgia Southern, 1998; The Citadel vs. Elon, 2010

**Most Double Plays Turned:** 5, Appalachian State vs. Western Carolina, 1984; VMI vs. Georgia Southern, 1993; College of Charleston vs. Elon, 2011; UNCG vs. Furman, 2011

**Most Triple Plays:** 1, Marshall vs. Furman, 1990; UNCG vs. Appalachian State, 2007

### MISCELLANEOUS TOURNAMENT

**Most Double Plays:** 10, Appalachian St., 1984; Georgia Southern, 1992

**Most Triple Plays:** 1, Marshall, 1990; UNCG, 2007

**Most Extra Inning Games:** 4, 2010

# YEARLY STATISTICAL LEADERS

PREPARING STUDENT-ATHLETES FOR LIFE'S CHALLENGES SINCE 1921



## BATTING

*\*If year is not listed, no record exists.*

### BATTING AVERAGE

1957	Jim West, DAV	.459
1958	Henzes, GWU (NCAA)	.417
1959	Marsh, CIT	.405
1960	Henry Mura, CIT	.478
1961	Buchanan, CIT (NCAA)	.429
1962	Mel Rideout, UR	.458
1963	Bobby Stewart, UR	.421
1964	Bill Marovic, WVU	.404
1965	Pete Britton, UR	.411
1966	Tim Hill, GWU	.470
1967	Richard Narron, ECU	.429
1968	Gordon Slade, DAV	.429
1969	B. Holland, CIT	.413
1970	Tom Bondurant, UR	.356
1971	N. Eichelberger, FUR	.389
1972	R. Dunnavant, UR; George Weicker, DAV	.337
1973	R. Brewer, VMI	.408
1974	Steve Becker, W&M	.421
1975	George Weicker, DAV (NCAA)	.448
1976	Richard Wieters, CIT	.417
1977	Keith Ebersole, WCU	.423
1978	Joey Moffitt, ASU	.450
1979	Randy Ingle, ASU	.477
1980	Greg Hill, MAR	.438
1981	Robbie Peele, ASU	.423
1982	Bill White, CIT	.474
1983	Greg Hill, MAR	.436
1984	Tony Welborn, ASU	.416
1985	Billy Masse, DAV	.430
1986	Greg Weddle, VMI	.446
1987	Clint Fairey, WCU	.405
1988	Darron Healey, ASU	.462
1989	Jason Nixon, MAR	.427
1990	Grant Brittain, WCU	.444
1991	Kevin Bellomo, WCU	.435
1992	Willando Ficklin, GSU	.401
1993	Mike Hooks, ETSU	.398
1994	Matt Wilson, GSU	.376
1995	Jody Henson, WCU	.401
1996	Alex Tolbert, WCU	.424
1997	Jeremy Bruce, WCU	.401
1998	Mike Berrier, ASU	.381
1999	Charles Thomas, WCU	.406
2000	Matt Easterday, GSU	.440
2001	Scott Henley, GSU	.398
2002	Brett Spivey, CofC	.423
2003	Ryan Gordon, UNCG	.416
2004	Caleb Moore, ETSU	.455
2005	Jay Heafner, DAV	.448
2006	Jermaine Mitchell, UNCG	.397
2007	Brandon Waring, WOF	.401
2008	Chris Shehan, GSU	.438
2009	Joey Bergman, CofC	.452
2010	Wes Hobson, ASU	.404
2011	Ross Heffley, WCU	.419

### HOME RUNS

1957	Junior Duff, W&M	6
1960	Dick Jones, CIT	7
1962	Brendle, CIT, Shaver, WVU	4
1963	Jim Procopio, WVU; Larry Lawson, VPI	5
1964	Dick Snyder, DAV	5
1965	Tom Porter, CIT; Phil King, FUR; Chuck Albertson, W&M	3
1966	Wayne Britton, ECU	4
1967	Andy Hancock, FUR	4
1968	John Medlin, W&M; Jimmy Snyder, ECU	8

1969	C. Anderson, ECU	4
1970	Jerry Martin, FUR	4
1971	Neil Eichelberger, FUR	8
1972	Don Leege, FUR; L. Keenan, UR	4
1973	S. Arrington, CIT	6
1974	Ron Staggs, ECU; S. Anspaugh, ASU	7
1975	George Weicker, DAV	10
1976	Randy Howell, FUR	9 or 11
1977	Ronnie Brower, ASU	12
1978	Ronnie Brower, ASU	12
1979	John Baker, UTC	15
1980	Greg Robinette, ETSU	10
1981	Mike Nipper, ETSU	17
1982	Pete Camelo, ASU	16
1983	Mike Nipper, ETSU	21
1984	Rock Hurst, FUR	13
1985	Greg Weddle, VMI	16
1986	Andre Crawford, ASU	16
1987	Clint Fairey, WCU	19
1988	Clint Fairey, WCU	25
1989	Mark Poarch, WCU; Clint Fairey, WCU	14
1990	Grant Brittain, WCU	20
1991	Matt Raleigh, WCU	19
1992	Matt Raleigh, WCU	25
1993	Todd Greene, GSU	20
1994	Mike Tidick, WCU	15
1995	Alex Tolbert, WCU	20
1996	Tommy Peterman, GSU	26
1997	Alex Tolbert, WCU	19
1998	Philip Hartig, CIT	17
1999	Steve Harris, WCU	26
2000	Scott Henley, GSU	17
2001	Nathan Copeland, ETSU; Donovan Minero, WCU	17
2002	Lee Curtis, CofC; Donovan Minero, WCU	15
2003	Alan Beck, WCU	18
2004	Jared Greenwood, WCU	21
2005	Chris Campbell, CofC; Caleb Moore, ETSU	15
2006	Steven Strausbaugh, WCU	17
2007	Brandon Waring, WOF	27
2008	Michael Harrington, CofC	26
2009	Chase Austin, Elon	23
2010	Matt Leeds, CofC	21
2011	Victor Roache, GSU	30

### RUNS BATTED IN

1960	Phil Chewning, FUR	27
1962	Bill Whaley, CIT	27
1963	Jim Procopio, WVU	36

1964	Rick Smyre, DAV	26
1965	Tom Porter, CIT	20
1966	Hinnant, DAV	26
1967	Jim Snyder, EDU	25
1968	John Medlin, W&M	32
1969	E. Spink, GWU	24
1970	Jerry Martin, FUR	25
1971	N. Eichelberger, FUR; M. Aldridge, ECU	32
1972	J. Steckroth, W&M	24
1973	S. Arrington, CIT	28
1974	S. Anspaugh, ASU	31
1975	George Weicker, DAV	44
1976	Randy Ingram, ASU	37
1977	Keith Ebersole, WCU (NCAA Idr)	48
1978	Ronnie Brower, ASU	53
1979	John Baker, UTC	43
1980	Greg Robinette, ETSU	53
1981	Bryan Snyder, FUR	67
1982	Bill White, CIT	78
1983	Mike Nipper, ETSU	61
1984	Tony Welborn	52
1985	Alan Lewis, DAV	61
1986	Mike Carson, WCU	68 or 72
1987	Skip Nelloms, WCU	70
1988	Skip Nelloms, WCU	69
1989	Garrett Hinshaw, ASU	53
1990	Anthony Jenkins, CIT	68
1991	Todd Raleigh, WCU	78
1992	Matt Raleigh, WCU	73
1993	Phillip Grundy, WCU; Chris Lemonis, CIT	66
1994	Mike Tidick, WCU	58
1995	Steve Wilson, GSU	61
1996	Tommy Peterman, GSU	82
1997	Steve Walson, GSU	77
1998	Chris Moore, CofC	66
1999	Chris Moore, WCU	84
2000	Philip Hartig, CIT	86
2001	Scott Henley, GSU	84
2002	Matt Herring, GSU	77
2003	Alan Beck, WCU	71
2004	Chip Cannon, CIT; Greg Dowling, GSU	66
2005	Chris Campbell, CofC	87
2006	Steven Stausbaugh, WCU	64
2007	Kenny Smith, WCU	84
2008	Jeremie Tice, CofC	83
2009	Chase Austin, Elon	81
2010	Matt Leeds, CofC	88
2011	Victor Roache, GSU	84



Elon's Chase Austin blasted a SoCon-best 23 home runs in 2009.



### SLUGGING PERCENTAGE

1957	Hart, DAV	.578	1986	Alan Lewis, DAV	17
1958	Kuhn, VT (NCAA)	.657	1987	Freddie Hailey, WCU	21
1959	Herman, GWU	.712	1988	Roy Vilardi, DAV	19
1960	Gatti, GWU	.736	1989	Steve Hollins, ASU	18
1964	Hill, GWU	.725	1990	Rodney Tesh, WCU	20
1968	Jimmy Snyder, ECU	.685	1991	Mark Page, ETSU; Joey Cox, WCU	18
1971	Neil Eichelberger, FUR	.713	1992	Joey Cox, WCU	21
1975	George Weicker, DAV (NCAA)	.810	1993	Chris Lemonis, CIT; Mike Tidick, WCU	19
1977	Keith Ebersole, WCU, 1977	.721	1994	Brett Boretti, DAV; Roy Hurst, WCU	20
1981	Mel Kinsey, WCU	.867	1995	Tyson Whitley, GSU	25
1984	Rock Hurst, FUR	.727	1996	Alex Tolbert, WCU	25
1985	Billy Masse, DAV	.741	1997	Ryan Butler, CIT	22
1987	Dave Turgeon, DAV	.786	1998	Aaron Haigler, CIT	25
1989	Jason Nixon, MAR	.827	1999	Jody Pollock, GSU; Dustin Langley, GSU; Philip Hartig, CIT; Stewart Sloan, DAV	20
1990	Grant Brittain, WCU	.861	2000	Dustin Langley, GSU	26
1991	Matt Raleigh, WCU	.776	2001	Andy Baxter, ETSU	25
1992	Matt Raleigh, WCU	.773	2002	Jason Sarvis, UNCG	24
1993	Tim Kerns, DAV	.763	2003	Rod Goldston, WCU; Lee Curtis, CofC	26
1996	Tommy Peterman, GSU	.760	2004	Caleb Moore, ETSU	31
1998	Stephen Crater, ASU	.737	2005	D.J. Wabick, CofC	27
1999	Chris Moore, WCU	.744	2006	Case Cassidy, FUR	23
2000	Matt Easterday, GSU	.770	2007	David Rubinstein, ASU	30
2001	Nathan Copeland, ETSU	.743	2008	Brandon Sizemore, CofC	24
2002	Lee Curtis, CofC	.738	2009	Joey Bergman, CofC	25
2003	Lee Curtis, CofC	.747	2010	Cole Rakar, CofC	26
2004	Caleb Moore, ETSU	.752	2011	Saxon Butler, SAM	26
2005	Caleb Moore, ETSU	.705			
2006	Steven Stausbaugh, WCU	.675			
2007	Brandon Waring, WOF	.851			
2008	Jeremie Tice, CofC	.838			
2009	Pat Irvine, Elon	.789			
2010	Mac Doyle, WOF	.755			
2011	Victor Roache, GSU	.778			

### ON-BASE PERCENTAGE

2002	Brett Spivey, CofC	.488	1959	Don Herman, GWU	8
2003	Ryan Gordon, UNCG	.473	1960	Clary, CIT; Paul Popovich, WVU	4
2004	Chip Cannon, CIT	.514	1962	Jim Procopio, WVU; Bill Whaley, CIT (NCAA)	4
2005	Jay Heafner, DAV	.533	1963	Jim Procopio, WVU	6
2006	Greg Dowling, GSU	.511	1964	Tim Hill, GWU	6
2007	Brandon Waring, WOF	.518	1965	Dick Snyder, DAV	4
2008	Chris Shehan, GSU	.557	1966	Owen, DAV	5
2009	Joey Bergman, CofC	.551	1967	Randy Glesenkamp, W&M	5
2010	Rob Kral, CofC	.482	1968	Driscoll, W&M	4
2011	Ross Heffley, WCU	.483	1969	N. Scherer, GWU	4
			1970	Hooker, W&M; Hank Bunnell, GWU	5
			1971	B. Barnhill, DAV	5
			1972	R. Ferry, CIT; R. Dunnavant, UR; L. Keenan, UR	3
			1974	Richard Weiters, CIT; B. Daly, UR; B. Dziabul, ASU	4
			1975	Steve Becker, W&M (NCAA)	6
			1976	Randy Ingram, ASU	6
			1977	Randy Howell, FUR; Rick Martin, ASU	5
			1978	Ron Mayfield, UTC	6
			1979	Dave Cardwell, ETSU	10
			1980	Bob Roma, FUR	5
			1981	Kip Hagwood, CIT	7
			1982	Marcos Velazquez, ETSU	10
			1983	Robbie Peele, ASU; Tom Sams ASU	5
			1984	Freddie Hailey, WCU	6
			1985	Jim Eldredge, WCU	4
			1986	Lee Glaze, CIT; Ron Huntington, WCU	4
			1987	Rob Morrison, MAR; Lawrence Sluder, ASU; David Turgeon, DAV 3	4
			1988	Billy Baker, CIT 6	4
			1989	Garrett Hinshaw, ASU; Anthony Jenkins, CIT; Buddy Ward, CIT	4
			1990	Todd Raleigh, WCU; Phillip Tobin, CIT; Anthony Jenkins, CIT	4
			1991	Rychlik, CIT; Matt Raleigh, WCU	5
			1992	Vic Correll, CIT	6
			1993	Ronnie Wagner, FUR; Louie Napoleon, VMI 4	4
			1994	Louie Napoleon, VMI	7
			1995	Scott McDaniel, ASU	6
			1996	Mark Hamlin, GSU	6
			1997	Luke Goodwin, DAV	7

### DOUBLES

1960	Shelly Sutton, FUR	11	1960	Alan Lewis, DAV	17
1962	Sam Pickens, FU; Joe Hatalla, WVU	8	1987	Freddie Hailey, WCU	21
1963	Steve Berzansky, WVU	11	1988	Roy Vilardi, DAV	19
1964	Bill Marovic, WCU	10	1989	Steve Hollins, ASU	18
1965	Dick Snyder, DAV; Robin Porter, VMI	7	1990	Rodney Tesh, WCU	20
1966	Rodriguez, ECU	8	1991	Mark Page, ETSU; Joey Cox, WCU	18
1967	Chuck Albertson, W&M; Jim Rama, W&M	7	1992	Joey Cox, WCU	21
1968	Gary Laney, FUR	9	1993	Chris Lemonis, CIT; Mike Tidick, WCU	19
1969	C. Anderson, ECU; E. Spink, GWU	8	1994	Brett Boretti, DAV; Roy Hurst, WCU	20
1970	Neil Eichelberger, FUR	10	1995	Tyson Whitley, GSU	25
1971	M. Aldridge, ECU	10	1996	Alex Tolbert, WCU	25
1972	George Weicker, DAV	9	1997	Ryan Butler, CIT	22
1973	M. Kaufman, FUR; Mark Bond, FUR	7	1998	Aaron Haigler, CIT	25
1974	S. Anspaugh, ASU	9	1999	Jody Pollock, GSU; Dustin Langley, GSU; Philip Hartig, CIT; Stewart Sloan, DAV	20
1975	Paul Martin, CIT (NCAA)	13	2000	Dustin Langley, GSU	26
1976	Ed Willingham, DAV	11	2001	Andy Baxter, ETSU	25
1977	Sonny Wooten, ECU	14	2002	Jason Sarvis, UNCG	24
1978	Fred Brown, WCU	14	2003	Rod Goldston, WCU; Lee Curtis, CofC	26
1979	Gary Robinette, ETSU	12	2004	Caleb Moore, ETSU	31
1980	Willie Carpenter, WCU	18	2005	D.J. Wabick, CofC	27
1981	Mark Velazquez, ETSU	16	2006	Case Cassidy, FUR	23
1982	Todd Sager, MAR	16	2007	David Rubinstein, ASU	30
1983	Ron Vincent, ASU	16	2008	Brandon Sizemore, CofC	24
1985	Mike Carson, WCU	20	2009	Joey Bergman, CofC	25
			2010	Cole Rakar, CofC	26
			2011	Saxon Butler, SAM	26



*New York Yankees outfielder Brett Gardner was twice the SoCon leader in triples and stolen bases, and the speedster set a conference mark with 85 runs and 122 hits in 2005.*

1998	Shane Sigmon, ASU	6
1999	Billy Colome, CofC; Tracy Biggs, WCU	7
2001	Adam Etherington, FUR	6
2001	Adam Etherington, FUR	6
2002	Lee Curtis, CofC	9
2003	Lee Curtis, CofC	11
2004	Brett Gardner, CofC	9
2005	Evan Erickson, Elon; Brett Gardner, CofC; Shane Byrne, ETSU	5
2006	Chris Swauger, CIT	10
2007	Chris Dove, Elon; Chris Campbell, CofC	8
2008	Cover Overholtzer, UNCG; Chris Dove, Elon; Jason Rook, ASU	6
2009	Isaac Harrow, ASU; Corey Overholtzer, UNCG	6
2010	Mac Doyle, WOF	6
2011	Mac Doyle, WOF	7

### HITS

1960	Paul Popovich, WVU	43
1962	Joe Hatalla, WVU	39
1963	Steve Berzansky, WVU	41
1964	Bill Marovic, WVU	44
1965	Jim Hyder, DAV	40
1966	Jim Hyder, DAV	35
1967	Chuck Albertson, W&M	40
1968	Gordon Slade, DAV	42
1969	R. Richardson, W&M	41
1970	Sam Perlozzo, GWU; Hank Bunnell, GWU; Mike Ross, CIT	33
1971	B. Barnhill, DAV	44
1975	George Weicker, DAV	52
1976	Russell Lee, FUR	46
1977	Everette Smith, FUR	56
1978	John Baker, UTC	61
1979	Gary Robinette, ETSU	61
1986	Lee Glaze, CIT	88
1987	Keith LeClair, WCU	87
1988	Keith LeClair, WCU	101
1989	Clint Fairey, WCU	69
1990	Anthony Jenkins, CIT	89

# YEARLY STATISTICAL LEADERS

PREPARING STUDENT-ATHLETES FOR LIFE'S CHALLENGES SINCE 1921



1991	Kevin Bellomo, WCU	101
1992	Rodney Hennon, WCU	92
1993	Rodney Hennon, WCU	87
1994	Roy Hurst, WCU	89
1995	Tyson Whitley, GSU	86
1996	Tommy Peterman, GSU	94
1997	Jeremy Bruce, WCU	99
1998	Terrence Smalls, CIT	90
1999	Eric Johnson, WCU	100
2000	Matt Easterday, GSU	107
2001	Scott Henley, GSU	99
2002	Lee Curtis, CofC	92
2003	Ryan Gordon, UNCG	96
2004	Byron Barber, CofC	107
2005	Brett Gardner, CofC	122
2006	Jermaine Mitchell, UNCG	93
2007	Chris Campbell, CofC	102
2008	Chris Shehan, GSU	98
2009	Sonny Meade, CIT	104
2010	Cole Rakar, CofC	102
2011	Eric Phillips, GSU	98

## TOTAL BASES

1971	Eichelberger, FUR	77
1975	George Weicker, DAV	94
1977	Everette Smith, FUR	97
1978	John Baker, UTC	101
1979	Dave Cardwell, ETSU	106
1986	Mike Carson, WCU	123
1987	Clint Fairey, WCU	146
1988	Keith LeClair, WCU	179
1989	Clint Fairey, WCU	125
1990	Anthony Jenkins, CIT	161
1991	Matt Raleigh, WCU	173
1992	Matt Raleigh, WCU	177
1993	Todd Greene, GSU	152
1994	Mike Tidick, WCU	154
1995	Steve Wilson, GSU	146
1996	Tommy Peterman, GSU	187
1997	Jerry Simmons, CIT	147
1998	Philip Hartig, CIT	143
1999	Philip Hartig, CIT	171
2000	Matt Easterday, GSU	187
2001	Philip Hartig, CIT	166



Jared Greenwood was one of four Western Carolina sluggers to lead the SoCon in home runs between 2001-06 when he hit 21 in 2004.

2002	Lee Curtis, CofC	166
2003	Lee Curtis, CofC	174
2004	Jared Greenwood, WCU	160
2005	Chris Campbell, CofC	168
2006	Chris Swauger, CIT	147
2007	Brandon Waring, WOF; Kenny Smith, WCU	189

2008	Jeremie Tice, CofC	192
2009	Chase Austin, Elon	178
2010	Matt Leeds, CofC	167
2011	Victor Roache, GSU	179

## RUNS

1960	Dick Jones, CIT	30
1962	Sam Pickens, FUR	28
1963	Bill Marovic, WVU	40
1964	Bill Marovic, WVU	34
1965	Jim Hyder, DAV	23
1966	Mullan, GWU	26
1967	Chuck Albertson, W&M; Chuck Guth, WVU	27

1968	Mike Ross, CIT	27
1969	R. Richardson, W&M	41
1977	David Ball, WCU	46
1978	Wayne Tolleson, WCU	46
1979	Dave Cardwell, ETSU	47
1980	Gary Robinette, ETSU	36
1981	Marcos Velazquez, ETSU	71
1982	Mike Knox, CIT	66
1983	Tony Martin, ETSU	47
1984	David Hyatt, WCU	40
1985	Lawrence Sluder, ASU	58
1986	Ed Dubiel, ASU	60
1987	Billy Masse, DAV	64
1988	Keith LeClair, WCU	65
1989	Steve Hollins, ASU	56
1990	Anthony Jenkins, WCU	70
1991	Kevin Bellomo, WCU	77
1992	Matt Raleigh, WCU	77
1993	Rodney Hennon, WCU	65
1994	Mike Tidick, WCU	62
1995	Tyson Whitley, GSU	57
1996	Tommy Peterman, GSU	66
1997	Jeremy Bruce, WCU	82
1998	Martin Barrow, WCU	72
1999	Eric Johnson, WCU	83
2000	Chris Morris, CIT	81
2001	Doug Schutt, UNCG	67
2002	Chris Walker, GSU	79
2003	Alan Beck, WCU	68
2004	Phillip Coker, CofC	75
2005	Brett Gardner, CofC	85
2006	Barrett Shaft, WCU	68
2007	Oliver Marmol, CofC	84
2008	Chris Shehan, GSU	84
2009	Joey Bergman, CofC	88
2010	Cole Rakar, CofC	76
2011	Shawn Payne, GSU	70

## STOLEN BASES

1960	Gaines Mason, FUR	17
1962	Larry Hitchcock, CIT; Jim Procopio, WVU	13
1963	Bill Marovic, WVU	27
1964	Bill Marovic, WVU	27
1965	Bill Marovic, WVU	20
1966	Parke, WVU	15
1967	Joe Lalli, GWU (NCAA)	21
1968	Rama, W&M	16
1974	Mike Ramsey, ASU	34
1975	Schwartzman, W&M (NCAA)	27
1976	Rick Schwartzmen, W&M	26

1977	Wayne Tolleson, WCU	26
1978	Wayne Tolleson, WCU	29
1979	John Porter, DAV	15
1982	Mike Knox, CIT	39
1984	Eddy Hallemen, FUR	19
1985	Tim Jones, CIT	46
1986	Eddy Hallemen, FUR	35
1987	Gary Sibayan, VMI	24
1988	Gary Sibayan, VMI	26
1989	Billy Swails, CIT	17
1990	Dan McDonnell, CIT	38
1991	Dan McDonnell, CIT	30
1992	Vic Correll, CIT; Dan McDonnell, CIT	27
1993	Will Shellman, ASU	29
1994	David Beckley, CIT	39
1995	David Groseclose, VMI	33
1996	Antoine Moran, GSU	50
1997	Terrence Smalls, CIT	33
1998	Terrence Smalls, CIT	49
1999	Chris Morris, CIT	52
2000	Chris Morris, CIT	84
2001	Chris Walker, GSU	41
2002	Chris Walker, GSU	48
2003	Brett Gardner, CofC	28
2004	Byron Barber, CofC	25
2005	Brett Gardner, CofC	38
2006	Phillip Coker, CofC	36
2007	Chris Dove, Elon	31
2008	Chris Dove, Elon	38
2009	Trevor Collias, WCU	30
2010	Shawn Payne, GSU	43
2011	Shawn Payne, GSU	33

## BASES ON BALLS

1960	3, Honeycutt, VPI	23
1983	Mel Kinsey, WCU	55
1985	Ken Vickery, CIT	52
1990	Dan McDonnell, CIT	62
1991	Dan McDonnell, CIT	53
1992	Dan McDonnell, CIT	63
1993	Todd Greene, GSU	44
1994	Franco Martin, VMI	44
1995	Sy Jones, GSU	59
1996	Bo Betchman, CIT; Sy Jones, GSU	49
1997	Alex Tolbert, WCU	59
1998	Chris Moore, WCU	62
1999	Chris Morris, CIT	57
2000	Shane Schumaker, UNCG; Chris Morris, CIT	47
2001	Shane Schumaker, UNCG	43
2002	Strat Stavrou, WOFF	41
2003	Alan Beck, WCU	47
2004	Chip Cannon, CIT	71
2005	Jared Greenwood, WCU	54
2006	Greg Dowling, GSU	53
2007	Blake Murphy, WCU	52
2008	Ricky Orton, UNCG	61
2009	Chris McGuinness, CIT	65
2010	Rob Kral, CofC	58
2011	Rob Kral, CofC	61

## HIT BY PITCH

2002	Brett Anderson, CofC	20
2003	James Payne, GSU	23
2004	Byron Barber, CofC	24
2005	Gary Morris, Elon	32
2006	Tim Hallam, WCU	19
2007	Graham Maiden, CofC	29
2008	Bennett Davis, Elon	22
2009	Griffin Benedict, GSU	24
2010	Chris Barker, UNCG	26
2011	Trevor Edwards, UNCG	18



### PITCHING

#### WINS

1952	Moe Bauer, WF	11
1959	Dennis Hill, GWU; Paul Chuma, WVU	8
1960	Dick Almes, CIT	8
1962	Tom Shafer, WVU	9
1963	John Radosevich, WVU	8
1964	John Radosevich, WVU	9
1965	John Radosevich, WVU	8
1966	Jerry Meadows, WVU	9
1967	Jay Newton, W&M; Mike Moschel, WVU; Dick Balderson, UR	7
1968	Hank Bunnell, GWU	9
1969	Hank Bunnell, GWU	6
1970	Hank Bunnell, GWU	9
1971	John Katona, FUR; Doug Pounder, CIT	10
1972	John Katona, FUR	8
1973	T. Toms, ECU; S. Anspaugh, ASU	7
1974	R. Martin, UR, J. Blankenship, ASU	7
1975	Hank Welch, CIT; Joel Tew, DAV	8
1976	Mickey Britt, ECU	10
1977	Jerry Reed, WCU	10
1978	Mike Pendleton, CIT	9
1979	Frank Galloway, CIT	9
1980	Jeff Andrews, ETSU	11
1981	Joe Graves, ETSU	11
1982	Phil Pierce, ETSU	10
1983	Mike Cherry, CIT	12
1984	Pete Hardee, ASU	12
1985	Scott Gay, WCU	12
1986	Keith Smith, WCU	10
1987	Steve Condon, DAV	9
1988	Greg Wilcox, DAV	11
1989	Pete Palmer, ASU	8
1990	Jack Kimel, WCU	11
1991	Will Ertel, FUR	12
1992	Jack Kimel, WCU	10
1993	Jason Beverlin, WCU	12
1994	Jason Beverlin, WCU	11
1995	William Rushing, GSU; Chris Pollard, DAV	11
1996	Julio Ayala, GSU	15
1997	Mark DiFelice, WCU	10
1998	Mark DiFelice, WCU	11
1999	Matt Baber, ETSU	12
2000	David Ray, GSU	12
2001	Brett Lewis, GSU	9
2002	Scooter Michael, UNCG	12
2003	Tom Mastny, FUR; Jarrett Santos, UNCG	11
2004	Ryan Johnson, CoFC; Jonathan Ellis, CIT	12
2005	Jeremy Hall, ETSU	10
2006	Nick Chigges, CoFC	11
2007	Nick Chigges, CoFC; Ben Austin, WOF	11
2008	Steven Hensley, Elon	10
2009	Chris Mederos, GSU	11
2010	Asher Wojciechowski, CIT	12
2011	Josh Renfro, CoFC; Chris Beck, GSU; Josh Adams, GSU	9

#### EARNED RUN AVERAGE

1957	Fox, CIT	1.44
1958	Chuma, WVU (NCAA)	1.50
1960	Jim Carter, WVU	1.07
1962	Tom Shafer, WVU	1.52
1963	Joe Jeran, WVU	1.15
1964	Percy Sensabaugh, VMI	0.67
1965	Winston Blenckstone, UR	0.99
1966	Vaughn Kovach, WVU	0.66
1967	Marshall Dellinger, ECU	0.85
1968	Dennis Burke, ECU	0.91
1969	Terry Deaver, FUR	0.83
1970	Ron Hastings, ECU	0.56

### STRIKEOUTS

1955	Jim Heise, WVU	111
1959	Dick Almes, CIT	127
1960	Paul Chuma, WVU	
1962	Frank Griffith, UR	84
1963	John Radosevich, WVU (NCAA)	95
1964	John Radosevich, WVU	123
1965	John Radosevich, WVU	120
1966	Holland, DAV	113
1967	Jerry Meadows, ECU	105
1968	Hank Bunnell, GWU	93
1969	Hank Bunnell, GWU	79
1970	Hank Bunnell, GWU	110
1971	John Katona, FUR	109
1972	S. Arrington, CIT	68
1973	S. Arrington, CIT	93
1974	Todd Brenizer, FUR	78
1975	Richard Wieters, CIT	62
1976	Chris Davis, W&M	84
1977	Tim Barr, DAV	106
1978	Mike Pendleton, CIT	98
1979	Mike Pendleton, CIT	91
1981	Jeff Barkley, CIT	88
1982	Mike Cherry, CIT	106
1983	Mike Cherry, CIT	132
1984	Scott Gay, WCU	62
1985	Scott Gay, WCU	118
1986	Len Stratton, ASU	90
1987	Len Stratton, ASU	69
1988	Wilcox, DAV	86
1989	Paul Menhart, WCU	64
1990	Paul Menhart, WCU	82
1991	Will Ertel, FUR	96
1992	Gettys Glaze, CIT	104
1993	Jason Beverlin, WCU	106
1994	Jason Beverlin, WCU	154
1995	William Rushing, GSU	172
1996	Julio Ayala, GSU	143
1997	Ryan Cummings, GSU	104
1998	Brian Rogers/Brian Wiley, CIT	159
1999	Brian Wiley, CIT	150



Wofford pitcher Ben Austin paced the SoCon with 11 wins in 2007 and a pair of shutouts in 2008.

# YEARLY STATISTICAL LEADERS

PREPARING STUDENT-ATHLETES FOR LIFE'S CHALLENGES SINCE 1921



2000	David Ray, GSU	115
2001	Reid Casey, ETSU	107
2002	Brett Lewis, GSU	122
2003	Dennis Dove, GSU	118
2004	Jonathan Ellis, CIT	131
2005	Chris Mason, UNCG	135
2006	Everett Teaford, GSU	122
2007	Nick Chigges, CofC	112
2008	Steven Hensley, Elon	99
2009	Chris Mederos, GSU	113
2010	Asher Wojciechowski, CIT	155
2011	Chris Beck, GSU	109

## INNINGS PITCHED

1960	Dick Almes, CIT	94.0
1961	Lee Melear, VPI	
1962	Tom Shafer, WVU	88.1
1963	Tony Romasco, GWU	76.2
1964	John Radosevich, WVU	81.0
1965	John Radosevich, WVU	77.0
1966	Bryan, DAV	90.0
1967	Jay Newton, W&M	97.0
1968	Dick Balderson, UR	80.0
1969	Hank Bunnell, GWU	88.1
1970	Hank Bunnell, GWU	102.1
1971	R. Pipan, DAV	94.0
1972	John Katona, FUR	76.1
1973	T. Toms, ECU	77.1
1974	J. Blankenship, ASU	93.1
1975	Joel Tew, DAV	94.2
1976	Mickey Britt, ECU	103.2
1977	Tim Barr, DAV	113.1
1978	Albie DeYoung, MAR	75.0
1979	Frank Galloway, CIT	99.0
1981	Jeff Barkley, CIT	94.0
1985	Scott Gay, WCU	113.1
1989	Paul Menhart, WCU	86.1
1990	Billy Baker, CIT	109.1
1991	Will Ertel, FUR	132.1
1992	Phillip Grundy, WCU	110.1
1993	Jason Beverlin, WCU	105.1
1994	Jason Beverlin, WCU	124.1
1995	William Rushing, GSU	160.0
1996	Julio Ayala, GSU	152.0
1997	Clint Sauls, GSU	115.0
1998	Clint Sauls, GSU	122.0
1999	David Pember, WCU	119.2
2000	Matt Baber, ETSU	133.2
2001	Reid Casey, ETSU	117.1
2002	Brett Lewis, GSU	126.1
2003	Ryan Basner, WCU	125.0
2004	Jonathan Ellis, CIT	136.1
2005	Everett Teaford, GSU	119.2
2006	Everett Teaford, GSU	120.1
2007	Austin Redwine, WOF	109.0
2008	Jay Jackson, FUR	99.1
2009	Wes Wrenn, CIT	102.0
2010	Asher Wojciechowski, CIT	125.2
2011	Chris Beck, GSU	103.0

## COMPLETE GAMES

1956	Charlie Moore, FUR	9
1965	John Radosevich, WVU	9
1966	Four players	7
1967	Jay Newton, W&M; Dick Balderson, UR	11
1968	Hank Bunnell, GWU; Dick Balderson, UR	9
1970	John Katona, FUR	10
1971	Rick Pipan, DAV	11
1974	Jim Blankenship, ASU	9
1975	Joel Tew, DAV	10
1976	Jeff Roberts, FUR	9
1977	Tim Barr, DAV	10

1978	Albie DeYoung, MAR	8
1979	Mike Priesmeyer, ETSU	9
1980	Jeff Andrews, ETSU	9
1981	Jeff Barkley, CIT	9
1985	Kirk Burnett, FUR; Chris Johnson, ETSU	9
1989	Mike Clark, FUR	7
1990	Danny Clark, ETSU	8
1991	Will Ertel, FUR	11
1992	Charles Braswell, FUR; Dallas Rinehart, ETSU	9

1993	Matt Spade, MAR	7
1994	Matt Spade, MAR	9
1995	Chris Pollard, DAV	11
1996	W.G. Smith, VMI	7
1997	Jonathan Coulombe, DAV	10
1998	Michael Harrell, ETSU	7
1999	Matt Baber, ETSU	11
2000	Matt Baber, ETSU	9
2001	Toby David, FUR; George Lehr, WOF	4
2002	Jay Metzger, UNCG	6
2003	Tom Mastny, FUR	8
2004	Jonathan Ellis, CIT	9
2005	Chris Mason, UNCG	8
2006	Everett Teaford, GSU	4
2007	Seven tied	2
2008	Jesse Simpson, CofC; Ben Austin, WOF	2
2009	Wes Wrenn, CIT	3
2010	Asher Wojciechowski, CIT; Ian Parry, FUR; Jake Brown, GSU	3
2011	Matt Talley, CIT; Chris Beck, GSU; Andy Moye, GSU; Jordan Smith, WCU; Cash Collins, WOF	2

## APPEARANCES

1989	Dan Norman, ASU	22
1990	Hank Kraft, CIT	27
1991	Hank Kraft, CIT	26
1992	Billy Goodrich, VMI; Hank Kraft, CIT	24
1993	Paul Thornton, GSU	35
1994	Mike Manning, WCU	40
1995	Donald Morillo, CIT	32
1996	Tod Lee, GSU	38
1997	Tod Lee, GSU	42
1998	Tom Martin, CIT	38
1999	Marty Jones, GSU	33
2000	Taft Cable, UNCG	38
2001	Ted Toler, UNCG	41
2002	Randy Corn, CIT	39
2003	Jarrett Santos, UNCG	41
2004	Jarrett Santos, UNCG	34
2005	Luke Miller, WCU	37
2006	Patrick Currin, UNCG	38
2007	Kyle Kamppe, GSU	37
2008	James White, UNCG	38
2009	Mike Frongello, DAV	34
2010	Andrew Chilcoat, WCU	34
2011	Mike Frongello, DAV	39

## SAVES

1988	Brad Wanzenberg, DAV	11
1989	Tripp Blanton, CIT; Dan Norman, ASU	6
1990	Hank Kraft, CIT; Doug Uzdilla, WCU	7
1991	Hank Kraft, CIT	9
1992	Hank Kraft, CIT	12
1993	Paul Thornton, GSU	17
1994	Mike Manning, WCU	14
1995	Donald Morillo, CIT	13
1996	Tod Lee, GSU	11
1997	Tod Lee, GSU; Tom Martin, CIT	7
1998	David Pember, WCU; Tom Martin, CIT	8
1999	Brett Davey, CofC; Jay Morgan, CIT; Ian Ostlund, VMI	7



Mike Frongello's (Davidson) 39 appearances in 2010 were the most by any SoCon pitcher.

2000	Jay Morgan, CIT	10
2001	Randy Corn, CIT; Andy Hutchings, CofC	12
2002	Randy Corn, CIT	13
2003	Chris Mason, UNCG	8
2004	Brett Harker, CofC	13
2005	Brett Harker, CofC	15
2006	Josh McLaughlin, CofC; Link Saunders, CIT	15

2007	A.J. Battisto, GSU; Greg Holland, WCU	10
2008	Thomas Girdwood, Elon	10
2009	Thomas Girdwood, Elon	17
2010	Chris Patterson, ASU	13
2011	Andrew Jones, SAM	15

## SHUTOUTS

1979	Frank Galloway, CIT	4
1981	Jeff Montgomery, MAR	4
1989	Matt Gore, CIT; Paul Menhart, WCU	2
1990	Richard Shirer, CIT	3
1991	Ken Britt, CIT; Chris Smith, ASU	3
1992	Gettys Glaze, CIT	5
1993	Clint Fair, GSU	3
1994	Tim Roth, GSU; William Rushing, GSU	3
2000	Four tied	1
2001	Six tied	1
2002	Five tied	2
2003	10 tied	1
2004	Jonathan Ellis, CIT	2
2005	Chris Mason, UNCG	1
2006	Nick Chigges, CofC	2
2007	Six tied	1
2008	Ben Austin, WOF	2
2009	David Peterson, CofC; Matt Crim, CIT	1
2010	Matt Talley, CIT; Jimmy Reyes, Elon	2
2011	Jordan Smith, WCU	2

## OPPOSING BATTING AVERAGE

2002	Randy Corn, CIT	.157
2003	Tom Mastny, FUR	.178
2004	Jonathan Ellis, CIT	.221
2005	Link Saunders, CIT	.234
2006	Nick Chigges, CofC	.205
2007	Jeff Beliveau, CofC	.229
2008	Jay Jackson, FUR	.216
2009	Rob Gilliam, UNCG	.224
2010	Asher Wojciechowski, CIT	.233
2011	Matt Murray, GSU	.207



### BATTING

#### BATTING AVERAGE

1963	The Citadel	.219
1964	West Virginia	.283
1965	George Washington	.279
1966	George Washington	.318
1967	East Carolina	.273
1968	George Washington	.284
1969	William & Mary	.269
1970	Richmond	.275
1971	Furman	.272
1972	Richmond	.262
1973	Appalachian State	.278
1974	Appalachian State	.268
1975	The Citadel	.293
1976	The Citadel	.295
1977	Western Carolina	.322
1978	Appalachian State	.353
1979	East Tennessee State	.302
1980	Western Carolina	.324
1981	Appalachian State	.346
1982	The Citadel	.346
1983	Appalachian State	.317
1984	Appalachian State	.314
1985	Appalachian State	.328
1986	Appalachian State	.343
1987	Western Carolina	.314
1988	Appalachian State	.339
1989	Marshall	.317
1990	Western Carolina	.314
1991	Western Carolina	.330
1992	Western Carolina	.320
1993	East Tennessee State	.313
1994	Western Carolina	.295
1995	Georgia Southern	.294
1996	Appalachian State	.314
1997	Western Carolina	.351
1998	East Tennessee State	.314
1999	Western Carolina	.328
2000	The Citadel	.325
2001	Western Carolina	.311
2002	Western Carolina	.334
2003	The Citadel; Georgia Southern	.307
2004	College of Charleston	.341
2005	College of Charleston	.355
2006	College of Charleston	.325
2007	College of Charleston	.350
2008	Georgia Southern	.346
2009	College of Charleston	.345
2010	College of Charleston	.319
2011	Western Carolina	.302

#### HOME RUNS

1963	VMI	15
1964	Davidson	13
1965	Virginia Tech	10
1966	East Carolina	10
1967	East Carolina	14
1968	East Carolina	27
1969	East Carolina	16
1970	Furman	13
1971	Furman	29
1972	East Carolina	13
1973	Richmond	10
1974	East Carolina	19
1975	Davidson	24
1976	Richmond	24
1977	Western Carolina	37
1978	Appalachian State	41
1979	East Tennessee State	44
1980	East Tennessee State	40



*Furman's Tom Mastny recorded a 1.09 ERA in 2003, which stands as the lowest mark in the SoCon in the past 30 years.*

1981	East Tennessee State	69
1982	East Tennessee State	60
1983	East Tennessee State	59
1984	Western Carolina	36
1985	Appalachian State	78
1986	Appalachian State	76
1987	Davidson	84
1988	Western Carolina	112
1989	Western Carolina	70
1990	Western Carolina	65
1991	Western Carolina	67
1992	Western Carolina	87
1993	Western Carolina; Davidson	67
1994	Davidson	47
1995	Georgia Southern	57
1996	Georgia Southern	73
1997	Western Carolina	100
1998	Western Carolina	55
1999	Western Carolina	82
2000	UNCG	61
2001	Georgia Southern	60
2002	Western Carolina	56
2003	Western Carolina	58
2004	Western Carolina	66
2005	East Tennessee State	69
2006	Elon	68
2007	Wofford	108
2008	College of Charleston	130
2009	Elon	138
2010	College of Charleston	105
2011	College of Charleston	81

#### SLUGGING PERCENTAGE

2002	College of Charleston	.508
2003	College of Charleston	.464
2004	College of Charleston	.485
2005	East Tennessee State	.523
2006	Furman	.471
2007	College of Charleston	.570
2008	College of Charleston	.607
2009	Elon	.596
2010	College of Charleston	.539
2011	College of Charleston	.486

#### ON-BASE PERCENTAGE

2002	College of Charleston	.412
2003	Georgia Southern	.396
2004	College of Charleston	.431
2005	College of Charleston	.432
2006	Elon	.402
2007	College of Charleston	.423
2008	Georgia Southern	.437
2009	College of Charleston	.430
2010	College of Charleston	.413
2011	College of Charleston	.394

#### RUNS

2002	College of Charleston	533
2003	Western Carolina	477
2004	College of Charleston	535
2005	College of Charleston	553
2006	Elon	491
2007	College of Charleston	552
2008	College of Charleston	627
2009	Elon	604
2010	College of Charleston	576
2011	College of Charleston	446

#### HITS

2002	Georgia Southern	733
2003	Western Carolina	694
2004	College of Charleston	760
2005	College of Charleston	814
2006	College of Charleston	725
2007	College of Charleston	760
2008	Georgia Southern	751
2009	The Citadel	728
2010	College of Charleston	732
2011	College of Charleston	627

#### RUNS BATTED IN

2002	College of Charleston	450
2003	Western Carolina	421
2004	College of Charleston	475
2005	College of Charleston	495
2006	Elon	449

# YEARLY STATISTICAL LEADERS

PREPARING STUDENT-ATHLETES FOR LIFE'S CHALLENGES SINCE 1921



2007	College of Charleston	513
2008	College of Charleston	589
2009	Elon	558
2010	College of Charleston	532
2011	College of Charleston	416

## DOUBLES

2002	College of Charleston	151
2003	Western Carolina	148
2004	Western Carolina	137
2005	College of Charleston	174
2006	Appalachian State	136
2007	Appalachian State	168
2008	College of Charleston	161
2009	College of Charleston	156
2010	College of Charleston	160
2011	College of Charleston	134

## TRIPLES

2002	College of Charleston	42
2003	College of Charleston	27
2004	College of Charleston	23
2005	East Tennessee State	17
2006	The Citadel	21
2007	College of Charleston	26
2008	Elon	24
2009	Elon	24
2010	UNCG	21
2011	Elon	21

## TOTAL BASES

2002	College of Charleston	1,089
2003	Western Carolina	1,044
2004	College of Charleston	1,080
2005	College of Charleston	1,196
2006	Elon	1,022
2007	College of Charleston	1,237
2008	College of Charleston	1,304
2009	Elon	1,310
2010	College of Charleston	1,237
2011	College of Charleston	1,028



Ryan Falcon and the UNCG pitchers allowed the fewest home runs in the SoCon each year from 2004-06.

## BASES ON BALLS

2002	College of Charleston	256
2003	Western Carolina	274
2004	The Citadel	260
2005	Elon	250
2006	Elon	308
2007	Elon	277
2008	Elon	330
2009	Elon	326
2010	Elon	302
2011	College of Charleston	297

## HIT BY PITCH

2002	Georgia Southern	86
2003	Georgia Southern	92
2004	College of Charleston	122
2005	Elon	108
2006	Western Carolina	101
2007	College of Charleston	96
2008	Elon	105
2009	Georgia Southern	107
2010	Elon; Western Carolina	93
2011	Elon	79

## STRIKEOUTS

2002	The Citadel	397
2003	The Citadel	431
2004	The Citadel	466
2005	Elon	424
2006	Wofford	447
2007	Wofford	427
2008	Elon	443
2009	Elon	469
2010	College of Charleston	479
2011	Davidson	476

## STOLEN BASES

2002	Georgia Southern	151
2003	UNCG; College of Charleston	101
2004	College of Charleston	112
2005	College of Charleston	99
2006	College of Charleston	128
2007	Elon	103
2008	Elon	155
2009	Western Carolina	126
2010	The Citadel	127
2011	Elon	114

## PITCHING

### EARNED RUN AVERAGE

1963	The Citadel	3.14
1964	West Virginia	1.46
1965	VMI	2.20
1966	West Virginia	1.84
1967	East Carolina	1.93
1968	East Carolina	2.47
1969	The Citadel	1.91
1970	East Carolina	1.57
1971	The Citadel	2.17
1972	The Citadel	1.74
1973	The Citadel	2.14
1974	East Carolina	1.86
1975	East Carolina	2.62
1976	East Carolina	2.02
1977	The Citadel	2.67
1978	The Citadel	2.41
1979	The Citadel	2.24
1980	The Citadel	3.16
1981	The Citadel	3.37
1982	The Citadel	2.61

1983	The Citadel	2.84
1984	Appalachian State	2.59
1985	Appalachian State	4.06
1986	Appalachian State	4.25
1987	Appalachian State	4.79
1988	Western Carolina	4.92
1989	The Citadel	4.38
1990	The Citadel	3.67
1991	The Citadel	3.40
1992	The Citadel	3.77
1993	Georgia Southern	3.89
1994	Western Carolina	2.97
1995	The Citadel	3.26
1996	Georgia Southern	4.26
1997	The Citadel	5.19
1998	Western Carolina	4.03
1999	College of Charleston	4.54
2000	The Citadel	4.12
2001	The Citadel	3.81
2002	The Citadel	3.53
2003	UNCG	3.69
2004	UNCG	4.17
2005	College of Charleston	4.06
2006	College of Charleston	3.02
2007	Western Carolina	4.79
2008	The Citadel	5.17
2009	The Citadel	4.50
2010	The Citadel	4.57
2011	Samford	3.11

## OPPOSING BATTING AVERAGE

2002	The Citadel	.257
2003	UNCG	.256
2004	College of Charleston	.268
2005	College of Charleston	.270
2006	College of Charleston	.238
2007	College of Charleston	.275
2008	Elon	.284
2009	The Citadel	.274
2010	The Citadel	.274
2011	Samford	.242

## INNINGS PITCHED

2002	Georgia Southern	563.1
2003	Western Carolina	566.1
2004	The Citadel	600.2
2005	College of Charleston	568.0
2006	College of Charleston	575.1
2007	Western Carolina	550.1
2008	Elon	549.2
2009	The Citadel	539.2
2010	The Citadel	580.2
2011	Georgia Southern	546.2

## STRIKEOUTS

2002	Georgia Southern	552
2003	Georgia Southern	591
2004	The Citadel	494
2005	College of Charleston	509
2006	College of Charleston	522
2007	College of Charleston	445
2008	College of Charleston	480
2009	Western Carolina	487
2010	College of Charleston	531
2011	Samford	479



### WINS

2002	Georgia Southern	39
2003	Western Carolina	43
2004	College of Charleston	47
2005	College of Charleston	48
2006	College of Charleston	46
2007	Western Carolina	41
2008	Elon	44
2009	Georgia Southern	42
2010	College of Charleston	44
2011	College of Charleston	39

### SAVES

2002	Western Carolina	15
2003	Western Carolina	14
2004	College of Charleston	19
2005	College of Charleston	19
2006	College of Charleston	20
2007	Wofford	15
2008	College of Charleston	18
2009	Elon	24
2010	Appalachian State; Georgia Southern	15
2011	College of Charleston	20

### RUNNERS PICKED OFF

2002	Georgia Southern	17
2003	VMI	21
2004	Western Carolina	17
2005	Georgia Southern	22
2006	Georgia Southern	22
2007	Georgia Southern	22
2008	The Citadel	28
2009	The Citadel; Davidson	17
2010	Davidson	25
2011	Georgia Southern	23

### FEWEST HITS ALLOWED

2002	The Citadel	491
2003	Davidson	465
2004	Wofford	496
2005	UNCG	493
2006	College of Charleston	512
2007	College of Charleston	578
2008	Furman	578
2009	UNCG	513
2010	Davidson	558
2011	Davidson	466

### FEWEST RUNS ALLOWED

2002	The Citadel	259
2003	Furman	261
2004	UNCG	278
2005	UNCG	274
2006	College of Charleston	238
2007	Western Carolina	346
2008	The Citadel	330
2009	The Citadel	318
2010	Appalachian State	332
2011	Samford	237

### FEWEST EARNED RUNS ALLOWED

2002	The Citadel	193
2003	Furman	215
2004	UNCG	227
2005	UNCG	228
2006	College of Charleston	193
2007	College of Charleston	282
2008	The Citadel	287
2009	The Citadel	270
2010	Appalachian State	287
2011	Samford	181

### FEWEST WALKS ALLOWED

2002	VMI	152
2003	UNCG	52
2004	UNCG	145
2005	UNCG	154
2006	Furman	172
2007	Furman	186
2008	Furman	196
2009	Appalachian State	184
2010	Davidson	188
2011	Davidson	156

### FEWEST DOUBLES ALLOWED

2002	The Citadel	92
2003	Furman	85
2004	UNCG; Elon	104
2005	Furman	94
2006	College of Charleston	66
2007	College of Charleston	96
2008	Elon	97
2009	The Citadel	86
2010	The Citadel	100
2011	Samford	76

### FEWEST TRIPLES ALLOWED

2002	The Citadel	7
2003	Furman	6
2004	College of Charleston	5
2005	Davidson	5
2006	College of Charleston	3
2007	Elon	8
2008	Davidson; College of Charleston	6
2009	Elon	2
2010	Elon	9
2011	Elon	5

### FEWEST HOME RUNS ALLOWED

2002	The Citadel	24
2003	Davidson	28
2004	UNCG	26
2005	UNCG	34
2006	UNCG	35
2007	Western Carolina	44
2008	The Citadel	37
2009	The Citadel	34
2010	Appalachian State	49
2011	College of Charleston	24

### WILD PITCHES

2002	College of Charleston	56
2003	Wofford	55
2004	College of Charleston	64
2005	Wofford	66
2006	Wofford	69
2007	Appalachian State	61
2008	College of Charleston	71
2009	Western Carolina	67
2010	UNCG	75
2011	Furman	61

### HIT BATTERS

2002	VMI	58
2003	College of Charleston	71
2004	Davidson	67
2005	Appalachian State	66
2006	Wofford	70
2007	Davidson	85
2008	Davidson; Western Carolina	72
2009	Western Carolina	92
2010	Furman	80
2011	College of Charleston	82

## FIELDING

### FIELDING PERCENTAGE

1979	Marshall	.952
1980	East Tennessee State	.959
1981	East Tennessee State	.962
1982	East Tennessee State	.958
1983	East Tennessee State	.957
1984	Appalachian State	.960
1985	Appalachian State	.953
1986	Western Carolina	.952
1987	Davidson	.960
1988	The Citadel	.955
1989	Appalachian State/Western Carolina	.961
1990	Appalachian State	.953
1991	The Citadel	.963
1992	Georgia Southern	.962
1993	VMI	.973
1994	East Tennessee State	.963
1995	The Citadel	.967
1996	Georgia Southern	.966
1997	The Citadel	.957
1998	UNCG	.968
1999	UNCG	.961
2000	UNCG	.965
2001	Wofford	.960
2002	Georgia Southern	.962
2003	UNCG	.970
2004	The Citadel	.974
2005	UNCG	.972
2006	Elon	.970
2007	UNCG	.967
2008	Appalachian State	.971
2009	Georgia Southern	.973
2010	Georgia Southern	.967
2011	UNCG	.975

### ERRORS

2002	Furman	114
2003	College of Charleston	114
2004	Appalachian State	119
2005	Appalachian State	138
2006	Wofford	109
2007	College of Charleston; Wofford	101
2008	Davidson	108
2009	Western Carolina	98
2010	Samford	101
2011	The Citadel	98



Shawn Payne has helped Georgia Southern to lead the SoCon in fielding in each of the past two seasons.